



Bonhams



ST. JAMES'S PLACE  
WEALTH MANAGEMENT

**HAGERTY.**  
CLASSIC CAR INSURANCE

THE VINTAGE SPORTS-CAR CLUB

**'SPRING START'**  
THE GP ITALIA TROPHY RACE MEETING

SATURDAY 18 APRIL 2015

**RESULTS**



RESULTS BY

**hs sports**

HS Sports Ltd Kinetic House,  
Varey Road, Congleton,  
Cheshire CW121UW  
Tel. +44 (0)1260 275708  
Fax +44 (0)1260 295625  
[www.hssports.co.uk](http://www.hssports.co.uk)



## The Vintage Sports-Car Club

### RACE I – REGULARITY TRIAL FOR PRE-WAR SPORTS-CARS

#### RESULT

No	CI Name	Car	Laps	Time	Best Lap	MPH	Qualified
27	C Chloe MASON	Aston Martin Ulster LM18	18	29:40.19	1:30.25	16 65.38	Yes
35	C Andrew MITCHELL	HRG 1½ Litre	20	29:40.84	1:20.13	3 73.64	Yes
36	B William MAHANY	HRG Le Mans Model	20	29:05.76	1:20.10	3 73.66	Yes
49	E Mark WALKER	GN Thunderbug	19	29:27.66	1:26.72	11 68.04	Yes
65	C Clive RIDES	Riley Wagtail Special	17	29:48.04	1:37.11	9 60.76	Yes
70	C James WHITMORE	Riley 12/4 Special	17	29:25.73	1:33.54	18 63.08	Yes
75	C Joanne WHITE	Riley Nine 12/4 Special	18	29:23.87	1:28.19	14 66.91	Yes
78	E Edward HARRIS	Invicta High Chassis	17	28:50.80	1:31.00	15 64.84	No
79	B Ian STANDING	Riley Brooklands	6	11:36.08	1:30.37	4 65.29	No
84	C Alistair PUGH	Frazer Nash/BMW 328	19	29:10.07	1:22.64	11 71.40	Yes
104	E Richard ILIFFE	Riley Elf	11	18:05.32	1:24.55	7 69.79	No
112	C Hughie WALKER	Martyr Frazer Nash Special	2	3:52.85	2:02.62	2 48.12	No
127	A Claire FURNELL-WILLIAMS	Austin 7 The Toy	15	29:24.07	1:41.20	16 58.30	Yes
129	C Leonard LORD	Riley Falcon	16	28:53.62	1:37.94	16 60.25	No
133	E Michael ROGERS	Vauxhall 30/98	14	28:37.99	1:47.50	15 54.89	No
140	E Richard REAY-SMITH	Lagonda LG 45	18	29:01.37	1:24.97	19 69.44	No
150	B David FURNELL	Riley Brooklands	14	29:16.51	1:43.01	15 57.28	No
157	A George PARKINSON	Rosengart LR2 Torpedo	14	28:16.36	1:49.47	15 53.90	Yes
158	C Robert BLAKEMORE	Aston Martin Speed Model	17	29:06.78	1:30.42	4 65.26	Yes
161	D Geoffrey BRADFORD	Talbot-Lago T120 Sports	17	29:19.19	1:32.09	13 64.07	No
167	C Michael NEW	Riley 12/4	17	29:32.97	1:33.16	17 63.34	Yes
169	C David DANIELS	Riley Grebe Replica	16	28:29.80	1:32.86	12 63.54	No
173	B Andrew MORLAND	MG L1 4 Seater	16	28:35.71	1:35.23	16 61.96	Yes
176	E Antje WILLEMS	Invicta 4½ S	16	28:55.27	1:39.72	11 59.17	No
181	C Roland WOODTLI	Riley 15/6 Special	15	29:55.26	1:42.89	15 57.35	No
182	C Lucy DELANEY	Lea-Francis Hyper	16	29:32.05	1:38.87	9 59.68	Yes
187	B James BAKER	Riley Brooklands	16	29:58.66	1:35.38	17 61.86	Yes
191	C William HILDYARD	Frazer Nash Super Sports	17	29:11.00	1:30.99	18 64.85	Yes
197	B Andrew MORTIMER	Riley 9 Brooklands	16	29:34.05	1:31.95	16 64.17	Yes
198	E Robert LEWIS	Lagonda V12 Le Mans Replica	19	29:17.06	1:22.93	12 71.15	Yes

#### Fastest Lap

36	B William MAHANY	HRG Le Mans Model			1:20.10	3 73.66	
----	------------------	-------------------	--	--	---------	---------	--

# RACE GRID

## REGULARITY TRIAL FOR PRE-WAR SPORTS CARS

### RACE 1 - AMENDED

ROW 16	<b>157</b> George PARKINSON	<b>181</b> Roland WOODTLI
ROW 15	<b>150</b> David FURNELL	<b>127</b> Claire FURNELL-WILLIA
ROW 14	<b>182</b> Lucy DELANEY	<b>133</b> Michael ROGERS
ROW 13	<b>176</b> Antje WILLEMS	<b>129</b> Leonard LORD
ROW 12	<b>65</b> Clive RIDES	<b>70</b> James WHITMORE
ROW 11	<b>173</b> Andrew MORLAND	<b>112</b> Hughie WALKER
ROW 10	<b>197</b> Andrew MORTIMER	<b>191</b> William HILDYARD
ROW 9	<b>187</b> James BAKER	<b>102</b> Fred BOOTHBY
ROW 8	<b>167</b> Michael NEW	<b>169</b> David DANIELS
ROW 7	<b>161</b> Geoffrey BRADFORD	<b>158</b> Robert BLAKEMORE
ROW 6	<b>27</b> Chloe MASON	<b>75</b> Joanne WHITE
ROW 5	<b>78</b> Edward HARRIS	<b>79</b> Ian STANDING
ROW 4	<b>160</b> Ross KEELING	<b>104</b> Richard ILIFFE
ROW 3	<b>49</b> Mark WALKER	<b>198</b> Robert LEWIS
ROW 2	<b>140</b> Richard REAY-SMITH	<b>84</b> Alistair PUGH
ROW 1	<b>35</b> Andrew MITCHELL	<b>36</b> William MAHANY

POLE

# REGULARITY TRIAL FOR PRE-WAR SPORTS CARS

## LAP TIMES - RACE 1

<b>27</b>	<b>Chloe MASON</b>									
<b>Lap</b>	<b>1</b>	<b>2</b>	<b>3</b>	<b>4</b>	<b>5</b>	<b>6</b>	<b>7</b>	<b>8</b>	<b>9</b>	<b>10</b>
1	1:49.98	1:33.13	1:32.99	1:33.13	1:31.83	1:31.21	1:31.39	1:31.66	1:32.14	1:35.53
11	1:32.17	1:40.77	3:06.67	1:32.67	1:30.98	1:30.25	1:32.59	1:31.10	1:32.45	
<b>35</b>	<b>Andrew MITCHELL</b>									
<b>Lap</b>	<b>1</b>	<b>2</b>	<b>3</b>	<b>4</b>	<b>5</b>	<b>6</b>	<b>7</b>	<b>8</b>	<b>9</b>	<b>10</b>
1	1:24.97	1:20.44	1:20.13	1:23.21	1:23.32	1:21.57	1:29.53	2:54.60	1:21.76	1:24.61
11	1:24.06	1:22.84	1:23.26	1:30.58	1:28.41	1:25.43	1:24.90	1:26.99	1:26.19	1:24.04
21	1:25.43									
<b>36</b>	<b>William MAHANY</b>									
<b>Lap</b>	<b>1</b>	<b>2</b>	<b>3</b>	<b>4</b>	<b>5</b>	<b>6</b>	<b>7</b>	<b>8</b>	<b>9</b>	<b>10</b>
1	1:25.24	1:20.99	1:20.10	1:24.95	1:21.60	1:29.00	2:28.63	1:22.34	1:27.85	1:25.43
11	1:25.87	1:22.77	1:22.57	1:24.45	1:25.93	1:23.82	1:23.41	1:24.75	1:22.30	1:23.76
21	1:24.48									
<b>49</b>	<b>Mark WALKER</b>									
<b>Lap</b>	<b>1</b>	<b>2</b>	<b>3</b>	<b>4</b>	<b>5</b>	<b>6</b>	<b>7</b>	<b>8</b>	<b>9</b>	<b>10</b>
1	1:33.80	1:27.41	1:27.55	1:38.28	2:44.05	1:27.58	1:28.52	1:27.90	1:28.37	1:27.67
11	1:26.72	1:29.50	1:28.52	1:28.10	1:27.40	1:28.42	1:27.59	1:31.74	1:28.54	1:28.25
<b>65</b>	<b>Clive RIDES</b>									
<b>Lap</b>	<b>1</b>	<b>2</b>	<b>3</b>	<b>4</b>	<b>5</b>	<b>6</b>	<b>7</b>	<b>8</b>	<b>9</b>	<b>10</b>
1	1:54.83	1:38.25	1:43.68	3:05.65	1:39.80	1:38.75	1:37.83	1:38.49	1:37.11	1:37.62
11	1:37.95	1:38.82	1:37.70	1:40.18	1:40.74	1:42.91	1:37.73	1:38.21		
<b>70</b>	<b>James WHITMORE</b>									
<b>Lap</b>	<b>1</b>	<b>2</b>	<b>3</b>	<b>4</b>	<b>5</b>	<b>6</b>	<b>7</b>	<b>8</b>	<b>9</b>	<b>10</b>
1	1:55.47	1:41.65	1:38.71	1:50.38	2:51.99	1:38.45	1:38.94	1:38.84	1:37.76	1:38.58
11	1:37.68	1:36.81	1:36.38	1:37.61	1:36.52	1:36.08	1:33.88	1:33.54		
<b>75</b>	<b>Joanne WHITE</b>									
<b>Lap</b>	<b>1</b>	<b>2</b>	<b>3</b>	<b>4</b>	<b>5</b>	<b>6</b>	<b>7</b>	<b>8</b>	<b>9</b>	<b>10</b>
1	1:35.16	1:29.41	1:29.31	1:30.83	1:31.90	1:30.16	1:31.90	1:30.14	1:35.89	1:44.27
11	3:23.13	1:30.45	1:29.44	1:28.19	1:29.35	1:33.50	1:30.61	1:30.23	1:29.37	
<b>78</b>	<b>Edward HARRIS</b>									
<b>Lap</b>	<b>1</b>	<b>2</b>	<b>3</b>	<b>4</b>	<b>5</b>	<b>6</b>	<b>7</b>	<b>8</b>	<b>9</b>	<b>10</b>
1	2:14.29	1:38.27	1:36.72	1:32.83	1:33.38	1:39.06	3:05.43	1:37.27	1:34.31	1:32.15
11	1:32.37	1:33.79	1:33.90	1:32.43	1:31.00	1:32.02	1:31.58	1:32.39		
<b>79</b>	<b>Ian STANDING</b>									
<b>Lap</b>	<b>1</b>	<b>2</b>	<b>3</b>	<b>4</b>	<b>5</b>	<b>6</b>	<b>7</b>	<b>8</b>	<b>9</b>	<b>10</b>
1	1:46.23	3:45.13	1:31.38	1:30.37	1:31.37	1:31.60				
<b>84</b>	<b>Alistair PUGH</b>									
<b>Lap</b>	<b>1</b>	<b>2</b>	<b>3</b>	<b>4</b>	<b>5</b>	<b>6</b>	<b>7</b>	<b>8</b>	<b>9</b>	<b>10</b>
1	1:38.09	3:18.20	1:25.54	1:22.84	1:24.50	1:29.89	1:25.79	1:31.34	1:26.25	1:29.07

11	1:22.64	1:24.42	1:23.77	1:24.66	1:25.25	1:24.28	1:23.67	1:24.98	1:24.89	1:25.20
----	---------	---------	---------	---------	---------	---------	---------	---------	---------	---------

---

**104 Richard ILIFFE**

Lap	1	2	3	4	5	6	7	8	9	10
1	1:31.06	1:27.93	1:27.11	1:26.59	1:32.36	3:31.27	1:24.55	1:26.23	1:27.60	1:24.90
11	1:25.72									

---

**112 Hughie WALKER**

Lap	1	2	3	4	5	6	7	8	9	10
1	1:50.23	2:02.62								

---

**127 Claire FURNELL-WILLIAMS**

Lap	1	2	3	4	5	6	7	8	9	10
1	2:01.65	1:46.01	1:51.41	4:31.32	1:44.83	1:47.56	1:48.89	1:45.18	1:47.24	1:45.47
11	1:42.53	1:43.57	1:42.70	1:43.08	1:42.63	1:41.20				

---

**129 Leonard LORD**

Lap	1	2	3	4	5	6	7	8	9	10
1	1:57.28	1:42.32	1:42.04	1:49.98	3:28.58	1:39.56	1:39.58	1:40.23	1:39.00	1:42.42
11	1:38.79	1:40.73	1:38.11	1:38.67	1:38.39	1:37.94	1:39.17			

---

**133 Michael ROGERS**

Lap	1	2	3	4	5	6	7	8	9	10
1	2:08.16	1:49.29	1:57.05	4:09.30	1:56.82	1:53.37	1:50.69	1:47.70	1:50.97	1:47.75
11	1:49.88	1:48.50	1:51.34	1:57.17	1:47.50					

---

**140 Richard REAY-SMITH**

Lap	1	2	3	4	5	6	7	8	9	10
1	1:32.27	1:27.63	1:28.16	1:40.56	3:53.56	1:29.57	1:29.05	1:26.70	1:28.13	1:27.77
11	1:27.05	1:28.16	1:25.98	1:25.60	1:29.22	1:28.14	1:26.67	1:27.15	1:24.97	

---

**150 David FURNELL**

Lap	1	2	3	4	5	6	7	8	9	10
1	2:12.91	1:55.16	1:57.17	1:55.33	1:59.95	5:03.32	1:47.11	1:46.54	1:47.16	1:45.65
11	1:48.46	1:45.71	1:47.35	1:44.69	1:43.01					

---

**157 George PARKINSON**

Lap	1	2	3	4	5	6	7	8	9	10
1	2:23.25	3:39.80	1:53.08	1:51.44	1:51.53	1:50.50	1:50.41	1:51.79	1:49.51	1:49.75
11	1:49.68	1:52.23	1:49.57	1:53.82	1:49.47					

---

**158 Robert BLAKEMORE**

Lap	1	2	3	4	5	6	7	8	9	10
1	1:44.60	1:32.59	1:30.82	1:30.42	1:39.48	4:00.51	1:31.97	1:30.71	1:33.77	1:36.51
11	1:31.60	1:30.88	1:31.94	1:34.82	1:31.07	1:41.18	1:33.91	1:31.68		

---

**161 Geoffrey BRADFORD**

Lap	1	2	3	4	5	6	7	8	9	10
1	2:03.03	3:52.72	1:35.46	1:35.31	1:35.43	1:33.70	1:32.84	1:33.72	1:32.37	1:33.64
11	1:34.66	1:32.83	1:32.09	1:33.31	1:32.11	1:32.66	1:33.31	1:33.26		

---

**167 Michael NEW**

Lap	1	2	3	4	5	6	7	8	9	10
1	1:49.79	1:36.71	1:35.34	1:46.46	3:44.07	1:34.17	1:38.79	1:36.29	1:35.50	1:34.30
11	1:35.49	1:33.78	1:33.93	1:34.47	1:36.03	1:34.69	1:33.16	1:34.00		

---

**169 David DANIELS**

Lap	1	2	3	4	5	6	7	8	9	10
1	1:46.30	1:34.29	1:34.80	1:35.50	1:41.91	4:38.75	1:33.55	1:33.69	1:34.54	1:33.81
11	1:33.06	1:32.86	1:35.23	1:33.59	1:33.72	1:34.20	1:33.63			

---

**173 Andrew MORLAND**

Lap	1	2	3	4	5	6	7	8	9	10
1	1:57.19	1:41.50	1:38.26	1:39.85	1:41.07	1:39.06	1:39.92	1:43.14	3:38.97	1:39.08
11	1:37.49	1:36.71	1:37.43	1:35.47	1:35.34	1:35.23	1:35.46			

---

**176 Antje WILLEMS**

Lap	1	2	3	4	5	6	7	8	9	10
1	1:59.44	1:45.81	1:44.87	1:50.10	2:56.33	1:44.17	1:44.83	1:43.41	1:41.13	1:41.85
11	1:39.72	1:40.36	1:41.32	1:40.61	1:40.24	1:41.08	1:41.40			

---

**181 Roland WOODTLI**

Lap	1	2	3	4	5	6	7	8	9	10
1	2:04.38	1:49.72	1:53.18	1:51.42	1:55.27	4:26.11	1:47.08	1:47.64	1:46.80	1:45.17
11	1:45.81	1:44.00	1:47.66	1:48.13	1:42.89	1:45.72				

---

**182 Lucy DELANEY**

Lap	1	2	3	4	5	6	7	8	9	10
1	1:58.39	1:45.65	1:45.14	1:43.96	1:42.75	1:52.34	3:27.95	1:40.96	1:38.87	1:42.46
11	1:43.88	1:41.60	1:43.40	1:41.53	1:41.37	1:41.80	1:41.96			

---

**187 James BAKER**

Lap	1	2	3	4	5	6	7	8	9	10
1	1:55.26	1:43.92	1:40.89	1:37.86	1:45.91	5:03.34	1:39.46	1:38.17	1:36.52	1:36.93
11	1:36.38	1:36.38	1:38.18	1:36.74	1:36.51	1:36.21	1:35.38			

---

**191 William HILDYARD**

Lap	1	2	3	4	5	6	7	8	9	10
1	1:47.34	1:34.81	1:34.75	1:48.94	3:44.80	1:32.45	1:33.08	1:32.96	1:32.64	1:32.18
11	1:34.86	1:36.24	1:32.36	1:33.44	1:33.97	1:34.54	1:31.64	1:30.99		

---

**197 Andrew MORTIMER**

Lap	1	2	3	4	5	6	7	8	9	10
1	1:59.51	5:12.35	1:34.60	1:36.09	1:38.20	1:40.82	1:37.51	1:33.73	1:35.82	1:34.37
11	1:33.13	1:32.41	1:39.56	1:37.83	1:36.17	1:31.95	1:36.07			

---

**198 Robert LEWIS**

Lap	1	2	3	4	5	6	7	8	9	10
1	1:39.21	3:29.23	1:25.64	1:25.56	1:26.06	1:24.99	1:23.22	1:28.62	1:25.01	1:26.19
11	1:23.75	1:22.93	1:25.22	1:24.74	1:24.20	1:23.16	1:25.75	1:27.12	1:26.46	1:25.50

# Lap Chart

## REGULARITY TRIAL FOR PRE-WAR SPORTS CARS - RACE 1

Lap 1		Lap 2		Lap 3		Lap 4		Lap 5		Lap 6		Lap 7		Lap 8		Lap 9		Lap 10	
No	Time	No	Time	No	Time	No	Time	No	Time	No	Time	No	Time	No	Time	No	Time	No	Time
35	1:24.97	35	2:45.41	35	4:05.54	35	5:28.75	35	6:52.07	35	8:13.64	35	9:43.17	75	12:08.81	36	13:40.70	36	15:06.13
36	1:25.24	36	2:46.23	36	4:06.33	182	5:29.18 *1	36	6:52.88	36	8:21.88	157	9:47.57 *3	36	12:12.85	197	13:41.57 *3	198	15:07.54 *1
104	1:31.06	104	2:58.99	150	4:08.07 *1	78	5:29.28 *1	173	6:56.80 *1	65	8:22.41 *2	70	9:58.20 *2	198	12:13.91 *1	198	13:42.53 *1	191	15:09.13 *2
140	1:32.27	140	2:59.90	104	4:26.10	176	5:30.12 *1	187	6:57.93 *1	79	8:33.11 *2	150	10:00.52 *2	161	12:15.65 *2	127	13:42.78 *3	104	15:14.70 *1
49	1:33.80	49	3:01.21	140	4:28.06	36	5:31.28	78	7:02.11 *1	78	8:35.49 *1	140	10:02.18 *2	129	12:19.76 *2	75	13:44.70	197	15:19.08 *3
75	1:35.16	75	3:04.57	49	4:28.76	79	5:31.36 *2	79	7:02.74 *2	173	8:37.87 *1	65	10:02.21 *2	104	12:20.87 *1	167	13:45.33 *2	157	15:20.01 *3
84	1:38.09	158	3:17.19	75	4:33.88	127	5:39.07 *1	70	7:06.21 *1	187	8:43.84 *1	133	10:03.80 *3	27	12:35.32	176	13:45.55 *2	167	15:21.62 *2
198	1:39.21	169	3:20.59	158	4:48.01	181	5:47.28 *1	129	7:11.62 *1	197	8:46.46 *3	79	10:04.48 *2	35	12:37.77	104	13:47.10 *1	161	15:22.21 *2
158	1:44.60	191	3:22.15	169	4:55.39	104	5:52.69	197	7:11.86 *3	49	8:51.09 *1	127	10:10.39 *3	169	12:51.55 *2	187	13:47.18 *3	35	15:24.14
79	1:46.23	27	3:23.11	27	4:56.10	133	5:54.50 *1	182	7:13.14 *1	182	8:55.89 *1	78	10:14.55 *1	140	13:00.80 *1	161	13:48.49 *2	187	15:26.64 *3
169	1:46.30	167	3:26.50	84	4:56.29 *1	161	5:55.75 *2	176	7:20.22 *1	161	9:06.52 *2	176	10:16.55 *2	49	13:15.09	133	13:53.99 *3	176	15:28.96 *2
191	1:47.34	65	3:33.08	191	4:56.90	157	6:03.05 *2	104	7:25.05	75	9:06.77	173	10:16.93 *1	70	13:15.59 *1	129	13:59.34 *2	75	15:28.97
167	1:49.79	70	3:37.12	167	5:01.84	75	6:04.71	161	7:31.21 *2	84	9:09.17 *1	49	10:18.67 *1	65	13:18.79 *1	35	13:59.53	127	15:31.67 *3
27	1:49.98	173	3:38.69	198	5:08.44 *1	150	6:05.24 *1	75	7:36.61	198	9:25.70 *1	197	10:22.55 *3	78	13:19.98 *1	181	14:00.08 *3	129	15:39.57 *2
112	1:50.23	187	3:39.18	70	5:15.83	49	6:07.04	181	7:38.70 *1	27	9:32.27	191	10:30.64 *2	157	13:29.60 *2	27	14:07.46	27	15:42.99
65	1:54.83	129	3:39.60	65	5:16.76	140	6:08.62	84	7:44.67 *1	181	9:33.97 *1	167	10:32.37 *2	158	13:30.39 *1	182	14:16.18 *2	133	15:44.68 *3
187	1:55.26	182	3:44.04	173	5:16.95	158	6:18.43	157	7:56.13 *2			75	10:38.67	191	13:36.17 *1	169	14:25.10 *2	181	15:47.16 *3
70	1:55.47	176	3:45.25	187	5:20.07	84	6:21.83 *1	158	7:57.91			84	10:39.06 *1	84	13:36.19	140	14:27.50 *1	140	15:55.63 *1
173	1:57.19	127	3:47.66	129	5:21.64	27	6:29.23	198	7:59.64 *1			129	10:40.20 *2	173	13:39.99	49	14:43.46	182	15:57.14 *2
129	1:57.28	78	3:52.56			169	6:30.89	150	8:00.57 *1			161	10:41.95 *2			70	14:54.43 *1	169	15:58.79 *2
182	1:58.39	112	3:52.85			198	6:34.08 *1	27	8:01.06			182	10:48.23 *1			78	14:57.25 *1	49	16:11.13
176	1:59.44	181	3:54.10			191	6:45.84	169	8:12.80			36	10:50.51			65	14:57.28 *1	84	16:31.51
197	1:59.51	133	3:57.45			167	6:48.30					198	10:50.69 *1			158	15:01.10 *1	78	16:31.56 *1
127	2:01.65											104	10:56.32 *1			84	15:02.44		
161	2:03.03											27	11:03.66			150	15:03.84 *3		
181	2:04.38											140	11:31.75 *1						
133	2:08.16											79	11:36.08 *1						
150	2:12.91											70	11:36.65 *1						
78	2:14.29											157	11:39.10 *2						
157	2:23.25											65	11:40.96 *1						
												49	11:47.19						
												127	11:55.22 *2						
												173	11:56.85						
												158	11:58.42 *1						
												133	12:00.62 *2						
												176	12:00.72 *1						
												197	12:00.75 *2						
												191	12:03.09 *1						
												84	12:04.85						





# Lap Chart

## REGULARITY TRIAL FOR PRE-WAR SPORTS CARS - RACE 1

Lap 11		Lap 12		Lap 13		Lap 14		Lap 15		Lap 16		Lap 17		Lap 18		Lap 19		Lap 20			
No	Time	No	Time	No	Time	No	Time	No	Time	No	Time	No	Time	No	Time	No	Time	No	Time		
36	16:32.00	36	17:54.77	36	19:17.34	36	20:41.79	36	22:07.72	36	23:31.54	36	24:54.95	36	26:19.70	36	27:42.00	36	29:05.76		
70	16:32.19 *2	198	17:57.48 *1	182	19:18.47 *3	84	20:42.34 *1	150	22:10.30 *5	84	23:32.25 *1	84	24:56.53 *1	84	26:20.20 *1	84	27:45.18 *1	158	29:06.78 *3		
198	16:33.73 *1	78	18:03.71 *2	84	19:18.57 *1	198	20:45.63 *1	198	22:10.37 *1	198	23:34.57 *1	198	24:57.73 *1	157	26:22.54 *5	161	27:45.88 *3	84	29:10.07 *1		
65	16:34.39 *2	104	18:05.32 *1	198	19:20.41 *1	127	20:49.56 *4	176	22:12.02 *3	27	23:35.27 *2	49	24:59.79 *1	75	26:23.03 *2	182	27:50.25 *4	191	29:11.00 *3		
158	16:34.87 *2	70	18:10.77 *2	181	19:21.60 *4	157	20:51.06 *4	173	22:12.24 *3	169	23:48.29 *3	27	25:06.25 *2	198	26:23.48 *1	198	27:50.60 *1	150	29:16.51 *6		
104	16:39.60 *1	35	18:11.04	133	19:23.35 *4	182	21:02.35 *3	169	22:13.06 *3	173	23:49.67 *3	187	25:09.20 *4	181	26:24.24 *5	70	27:51.85 *3	198	29:17.06 *1		
191	16:41.77 *2	158	18:11.38 *2	35	19:34.30	35	21:04.88	129	22:20.51 *3	176	23:53.34 *3	169	25:21.88 *3	167	26:25.12 *3	75	27:53.64 *2	161	29:19.19 *3		
35	16:48.20	65	18:12.01 *2	78	19:36.08 *2	181	21:06.77 *4	127	22:32.09 *4	129	23:58.62 *3	35	25:23.62	197	26:25.93 *4	49	27:59.12 *1	75	29:23.87 *2		
150	16:50.95 *4	191	18:13.95 *2	158	19:42.98 *2	78	21:09.87 *2	35	22:33.29	35	23:58.72	173	25:25.14 *3	49	26:27.38 *1	167	27:59.81 *3	127	29:24.07 *5		
197	16:52.81 *3	161	18:28.22 *2	70	19:48.45 *2	133	21:11.10 *4	157	22:40.74 *4	150	23:58.76 *5	176	25:33.95 *3	65	26:27.40 *3	197	28:02.10 *4	70	29:25.73 *3		
161	16:54.58 *2	197	18:28.63 *3	191	19:48.81 *2	158	21:13.86 *2	78	22:43.77 *2	127	24:15.66 *4	129	25:37.29 *3	27	26:36.50 *2	27	28:09.09 *2	49	29:27.66 *1		
167	16:57.12 *2	167	18:31.42 *2	65	19:49.96 *2	191	21:25.05 *2	182	22:43.95 *3	78	24:16.20 *2	150	25:44.47 *5	133	26:40.82 *5	65	28:10.31 *3	182	29:32.05 *4		
187	17:04.81 *3	150	18:37.49 *4	161	20:02.88 *2	70	21:25.26 *2	158	22:45.80 *2	158	24:20.62 *2	78	25:47.20 *2	187	26:45.94 *4	181	28:12.37 *5	167	29:32.97 *3		
176	17:10.09 *2	187	18:41.33 *3	197	20:03.00 *3	65	21:28.78 *2	181	22:52.58 *4	182	24:27.35 *3	158	25:51.69 *2	35	26:50.61	157	28:16.36 *5	197	29:34.05 *4		
157	17:11.80 *3	140	18:50.45 *1	167	20:06.91 *2	161	21:35.71 *2	191	22:57.41 *2	191	24:30.85 *2	127	25:58.36 *4	169	26:55.60 *3	35	28:16.80	27	29:40.19 *2		
27	17:15.16	176	18:51.94 *2	187	20:18.26 *3	197	21:36.13 *3	133	23:00.98 *4	157	24:32.97 *4	191	26:04.82 *2	173	27:00.48 *3	187	28:22.45 *4	35	29:40.84		
127	17:16.85 *3	75	18:52.10 *1	140	20:18.61 *1	167	21:40.69 *2	70	23:01.64 *2	181	24:36.58 *4	140	26:07.55 *1	176	27:14.19 *3	169	28:29.80 *3	65	29:48.04 *3		
129	17:18.57 *2	27	18:55.93	75	20:22.55 *1	140	21:44.59 *1	65	23:06.48 *2	70	24:39.25 *2	182	26:08.88 *3	129	27:15.68 *3	173	28:35.71 *3	181	29:55.26 *5		
173	17:18.96 *2	173	18:58.04 *2	150	20:24.65 *4	75	21:51.99 *1	161	23:07.80 *2	140	24:39.41 *1	161	26:13.22 *2	78	27:19.22 *2	133	28:37.99 *5	187	29:58.66 *4		
140	17:23.40 *1	129	19:00.99 *2	176	20:31.66 *2	187	21:54.64 *3	197	23:08.54 *3	161	24:41.11 *2	70	26:15.77 *2	150	27:31.82 *5	78	28:50.80 *2	169	30:03.43 *3		
133	17:32.38 *3	157	19:01.31 *3	173	20:35.53 *2	27	22:02.60 *1	140	23:10.19 *1	65	24:46.66 *2			158	27:32.87 *2	129	28:53.62 *3	157	30:05.83 *5		
169	17:33.33 *2	127	19:04.09 *3	49	20:35.87	49	22:03.97	167	23:14.62 *2	197	24:48.10 *3			140	27:34.22 *1	176	28:55.27 *3	173	30:11.17 *3		
181	17:34.80 *3	169	19:07.14 *2	129	20:39.78 *2	84	22:07.00	75	23:20.18 *1	167	24:49.09 *2			191	27:39.36 *2	140	29:01.37 *1	78	30:23.19 *2		
182	17:36.01 *2	49	19:07.35	169	20:40.20 *2			187	23:31.02 *3	133	24:49.48 *4			127	27:41.44 *4			133	30:25.49 *5		
49	17:37.85							49	23:31.37	75	24:49.53 *1							140	30:26.34 *1		
84	17:54.15																				



## The Vintage Sports-Car Club

### RACE 2 – HANDICAP RACE FOR PRE-WAR CARS (VSCC SET 6)

#### RESULT

Pl	No	Cl	Name	Car	Laps	Time	Behind	MPH	Best Lap	MPH
1	66		John EARLE MARSH	Alvis Silver Eagle	5	7:33.03		70.57	1:20.58	4 73.22
2	51		Greg LERIGO	Riley Special	5	7:37.01	3.98	69.09	1:24.50	3 69.83
3	170		Andrew KELLOCK	Fiat AC	5	7:38.72	5.69	69.63	1:22.10	4 71.87
4	57		Tim KNELLER	Riley TT Sprite	5	7:42.62	9.59	70.64	1:21.49	2 72.41
5	105		Jo BLAKENEY-EDWARDS	Frazer Nash Super Sports	5	7:42.74	9.71	68.17	1:25.62	3 68.91
6	53		Mark BRETT	Ballamy-Ford (LMB) V8 Spl	5	7:42.75	9.72	68.97	1:23.93	2 70.30
7	71		Duncan WOOD	Morgan Super Aero	5	7:43.08	10.05	73.19	1:18.15	2 75.50
8	67		Jeffrey EDWARDS	Alvis Sports Special	5	7:44.47	11.44	67.90	1:24.67	5 69.69
9	116		Duncan POTTER	MG Montlhery Midget	5	7:44.95	11.92	63.45	1:30.79	4 64.99
10	47		Simon STOKES	Riley Treen	5	7:45.19	12.16	71.06	1:17.92	5 75.72
11	45		Richard ILIFFE	Riley Kestrel 12/4 Special	5	7:47.06	14.03	69.90	1:21.83	5 72.11
12	113		Tom WATERFIELD	Austin 7 Special	5	7:47.83	14.80	64.44	1:29.58	4 65.87
13	85		Harry PAINTER	MG Kayne	5	7:49.88	16.85	69.44	1:21.49	5 72.41
14	39		David PRYKE	Riley 12/4 TT Sprite Replica	5	7:50.04	17.01	70.24	1:20.82	5 73.01
15	48		Martin HALUSA	Bugatti T35C	5	7:50.53	17.50	70.15	1:20.74	5 73.08
16	83		Hamish MONRO	Frazer Nash Super Sports	5	7:54.96	21.93	67.06	1:25.18	5 69.27
17	189		Stuart MORLEY	Bentley 3/4½ Litre	5	7:57.94	24.91	68.14	1:23.26	5 70.87
18	9		Richard HUDSON	Bentley 3/4½ Litre	5	8:01.89	28.86	66.02	1:25.56	2 68.96
19	107		Norman PEMBERTON	Talbot 95/105	5	8:02.19	29.16	62.48	1:32.71	5 63.64
20	46		Durward LAWSON	Riley Special	5	8:02.38	29.35	68.23	1:24.28	3 70.01
21	74		Geoff TOMS	Fiat 508S	5	8:02.78	29.75	63.75	1:29.59	5 65.86
22	72		Simon KELLEWAY	Riley Sprite 12/4	5	8:06.44	33.41	65.35	1:27.16	5 67.70
23	142		Mark ELDER	Austin Sports Special	5	8:08.00	34.97	64.41	1:30.45	5 65.23
24	136		Charles PITHER	Frazer Nash Ulster	5	8:12.65	39.62	63.77	1:29.85	2 65.67
25	68		Peter BUTLER	Bentley 3/4½ Litre	5	8:20.24	47.21	61.43	1:34.02	2 62.76
26	90		Ron WARMINGTON	Bentley VDP Blower	5	8:28.73	55.70	57.99	1:39.26	5 59.44

#### Fastest Lap

47 Simon STOKES Riley Treen 1:17.92 5 75.72

#### AWARDS

##### Race Winner

66	John EARLE MARSH	Alvis Silver Eagle
2 <sup>nd</sup>	51 Greg LERIGO	Riley Special
3 <sup>rd</sup>	170 Andrew KELLOCK	Fiat AC
4 <sup>th</sup>	57 Tim KNELLER	Riley TT Sprite

#### SPONSORED BY



Intelligent  
Real Estate  
Solutions

# RACE NUMBER 2: 5 LAPS

Drop Number	Grid Row	Cars are shown with their number of credit laps ie how many laps they will start with.				Secs
<b>8</b>	18	71 <input type="text"/>		<input type="text"/>		<b>1.00</b>
<b>7</b>	17		47 <input type="text"/>		48 <input type="text"/>	<b>0.50</b>
	16	39 <input type="text"/>		46 <input type="text"/>		
<b>6</b>	15		193 <input type="text"/>		<input type="text"/>	<b>0.45</b>
	14	85 <input type="text"/>		189 <input type="text"/>		
	13		57 <input type="text"/>		45 <input type="text"/>	
<b>5</b>	12	53 <input type="text"/>		170 <input type="text"/>		<b>0.35</b>
	11		72 <input type="text"/>		83 <input type="text"/>	
	10	9 <input type="text"/>		66 <input type="text"/>		
<b>4</b>	9		142 <input type="text"/>		<input type="text"/>	<b>0.30</b>
	8	67 <input type="text"/>		96 <input type="text"/>		
	7		136 <input type="text"/>		51 <input type="text"/>	
	6	73 <input type="text"/>		105 <input type="text"/>		
<b>3</b>	5		68 <input type="text"/>		<input type="text"/>	<b>0.20</b>
	4	192 <input type="text"/>		74 <input type="text"/>		
<b>2</b>	3		107 <input type="text"/>		<input type="text"/>	<b>0.10</b>
	2	88 <input type="text"/>		113 <input type="text"/>		
<b>1</b>	1		90 <input type="text"/>		116 <input type="text"/>	<b>0.00</b>

## Front Of Grid

Issue No

Signed

Handicapper

CoC

Time

# HANDICAP RACE FOR PRE-WAR CARS (VSCC SET 6)

## LAP TIMES - RACE 2

<b>9</b>	<b>Richard HUDSON</b>									
<b>Lap</b>	<b>1</b>	<b>2</b>	<b>3</b>	<b>4</b>	<b>5</b>	<b>6</b>	<b>7</b>	<b>8</b>	<b>9</b>	<b>10</b>
1	2:06.73	1:25.56	1:27.30	1:35.52	1:26.78					
<b>39</b>	<b>David PRYKE</b>									
<b>Lap</b>	<b>1</b>	<b>2</b>	<b>3</b>	<b>4</b>	<b>5</b>	<b>6</b>	<b>7</b>	<b>8</b>	<b>9</b>	<b>10</b>
1	2:20.81	1:21.88	1:24.25	1:22.28	1:20.82					
<b>45</b>	<b>Richard ILIFFE</b>									
<b>Lap</b>	<b>1</b>	<b>2</b>	<b>3</b>	<b>4</b>	<b>5</b>	<b>6</b>	<b>7</b>	<b>8</b>	<b>9</b>	<b>10</b>
1	2:14.18	1:23.38	1:24.84	1:22.83	1:21.83					
<b>46</b>	<b>Durward LAWSON</b>									
<b>Lap</b>	<b>1</b>	<b>2</b>	<b>3</b>	<b>4</b>	<b>5</b>	<b>6</b>	<b>7</b>	<b>8</b>	<b>9</b>	<b>10</b>
1	2:21.56	1:24.60	1:24.28	1:27.24	1:24.70					
<b>47</b>	<b>Simon STOKES</b>									
<b>Lap</b>	<b>1</b>	<b>2</b>	<b>3</b>	<b>4</b>	<b>5</b>	<b>6</b>	<b>7</b>	<b>8</b>	<b>9</b>	<b>10</b>
1	2:22.25	1:21.27	1:23.06	1:20.69	1:17.92					
<b>48</b>	<b>Martin HALUSA</b>									
<b>Lap</b>	<b>1</b>	<b>2</b>	<b>3</b>	<b>4</b>	<b>5</b>	<b>6</b>	<b>7</b>	<b>8</b>	<b>9</b>	<b>10</b>
1	2:22.99	1:22.16	1:22.17	1:22.47	1:20.74					
<b>51</b>	<b>Greg LERIGO</b>									
<b>Lap</b>	<b>1</b>	<b>2</b>	<b>3</b>	<b>4</b>	<b>5</b>	<b>6</b>	<b>7</b>	<b>8</b>	<b>9</b>	<b>10</b>
1	1:57.57	1:24.85	1:24.50	1:25.58	1:24.51					
<b>53</b>	<b>Mark BRETT</b>									
<b>Lap</b>	<b>1</b>	<b>2</b>	<b>3</b>	<b>4</b>	<b>5</b>	<b>6</b>	<b>7</b>	<b>8</b>	<b>9</b>	<b>10</b>
1	2:03.51	1:23.93	1:26.53	1:24.09	1:24.69					
<b>57</b>	<b>Tim KNELLER</b>									
<b>Lap</b>	<b>1</b>	<b>2</b>	<b>3</b>	<b>4</b>	<b>5</b>	<b>6</b>	<b>7</b>	<b>8</b>	<b>9</b>	<b>10</b>
1	2:12.90	1:21.49	1:23.85	1:21.78	1:22.60					
<b>66</b>	<b>John EARLE MARSH</b>									
<b>Lap</b>	<b>1</b>	<b>2</b>	<b>3</b>	<b>4</b>	<b>5</b>	<b>6</b>	<b>7</b>	<b>8</b>	<b>9</b>	<b>10</b>
1	2:03.06	1:23.37	1:23.18	1:20.58	1:22.84					
<b>67</b>	<b>Jeffrey EDWARDS</b>									
<b>Lap</b>	<b>1</b>	<b>2</b>	<b>3</b>	<b>4</b>	<b>5</b>	<b>6</b>	<b>7</b>	<b>8</b>	<b>9</b>	<b>10</b>
1	1:59.37	1:27.89	1:27.71	1:24.83	1:24.67					
<b>68</b>	<b>Peter BUTLER</b>									
<b>Lap</b>	<b>1</b>	<b>2</b>	<b>3</b>	<b>4</b>	<b>5</b>	<b>6</b>	<b>7</b>	<b>8</b>	<b>9</b>	<b>10</b>
1	1:57.06	1:34.02	1:36.29	1:36.11	1:36.76					
<b>71</b>	<b>Duncan WOOD</b>									
<b>Lap</b>	<b>1</b>	<b>2</b>	<b>3</b>	<b>4</b>	<b>5</b>	<b>6</b>	<b>7</b>	<b>8</b>	<b>9</b>	<b>10</b>
1	2:27.31	1:18.15	1:20.64	1:18.66	1:18.32					

<b>72</b>	<b>Simon KELLEWAY</b>										
<b>Lap</b>	<b>1</b>	<b>2</b>	<b>3</b>	<b>4</b>	<b>5</b>	<b>6</b>	<b>7</b>	<b>8</b>	<b>9</b>	<b>10</b>	
1	2:11.53	1:29.40	1:28.36	1:29.99	1:27.16						
<b>74</b>	<b>Geoff TOMS</b>										
<b>Lap</b>	<b>1</b>	<b>2</b>	<b>3</b>	<b>4</b>	<b>5</b>	<b>6</b>	<b>7</b>	<b>8</b>	<b>9</b>	<b>10</b>	
1	1:59.72	1:30.85	1:30.82	1:31.80	1:29.59						
<b>83</b>	<b>Hamish MONRO</b>										
<b>Lap</b>	<b>1</b>	<b>2</b>	<b>3</b>	<b>4</b>	<b>5</b>	<b>6</b>	<b>7</b>	<b>8</b>	<b>9</b>	<b>10</b>	
1	2:09.98	1:25.80	1:28.25	1:25.75	1:25.18						
<b>85</b>	<b>Harry PAINTER</b>										
<b>Lap</b>	<b>1</b>	<b>2</b>	<b>3</b>	<b>4</b>	<b>5</b>	<b>6</b>	<b>7</b>	<b>8</b>	<b>9</b>	<b>10</b>	
1	2:14.73	1:25.80	1:25.50	1:22.36	1:21.49						
<b>90</b>	<b>Ron WARMINGTON</b>										
<b>Lap</b>	<b>1</b>	<b>2</b>	<b>3</b>	<b>4</b>	<b>5</b>	<b>6</b>	<b>7</b>	<b>8</b>	<b>9</b>	<b>10</b>	
1	1:43.93	1:41.48	1:41.59	1:42.47	1:39.26						
<b>105</b>	<b>Jo BLAKENEY-EDWARDS</b>										
<b>Lap</b>	<b>1</b>	<b>2</b>	<b>3</b>	<b>4</b>	<b>5</b>	<b>6</b>	<b>7</b>	<b>8</b>	<b>9</b>	<b>10</b>	
1	1:59.13	1:25.89	1:25.62	1:26.42	1:25.68						
<b>107</b>	<b>Norman PEMBERTON</b>										
<b>Lap</b>	<b>1</b>	<b>2</b>	<b>3</b>	<b>4</b>	<b>5</b>	<b>6</b>	<b>7</b>	<b>8</b>	<b>9</b>	<b>10</b>	
1	1:46.04	1:33.89	1:34.76	1:34.79	1:32.71						
<b>113</b>	<b>Tom WATERFIELD</b>										
<b>Lap</b>	<b>1</b>	<b>2</b>	<b>3</b>	<b>4</b>	<b>5</b>	<b>6</b>	<b>7</b>	<b>8</b>	<b>9</b>	<b>10</b>	
1	1:45.80	1:30.46	1:31.72	1:29.58	1:30.27						
<b>116</b>	<b>Duncan POTTER</b>										
<b>Lap</b>	<b>1</b>	<b>2</b>	<b>3</b>	<b>4</b>	<b>5</b>	<b>6</b>	<b>7</b>	<b>8</b>	<b>9</b>	<b>10</b>	
1	1:39.80	1:32.19	1:30.92	1:30.79	1:31.25						
<b>136</b>	<b>Charles PITHER</b>										
<b>Lap</b>	<b>1</b>	<b>2</b>	<b>3</b>	<b>4</b>	<b>5</b>	<b>6</b>	<b>7</b>	<b>8</b>	<b>9</b>	<b>10</b>	
1	2:03.32	1:29.85	1:34.61	1:33.08	1:31.79						
<b>142</b>	<b>Mark ELDER</b>										
<b>Lap</b>	<b>1</b>	<b>2</b>	<b>3</b>	<b>4</b>	<b>5</b>	<b>6</b>	<b>7</b>	<b>8</b>	<b>9</b>	<b>10</b>	
1	2:04.49	1:30.54	1:30.92	1:31.60	1:30.45						
<b>170</b>	<b>Andrew KELLOCK</b>										
<b>Lap</b>	<b>1</b>	<b>2</b>	<b>3</b>	<b>4</b>	<b>5</b>	<b>6</b>	<b>7</b>	<b>8</b>	<b>9</b>	<b>10</b>	
1	2:05.85	1:24.08	1:23.58	1:22.10	1:23.11						
<b>189</b>	<b>Stuart MORLEY</b>										
<b>Lap</b>	<b>1</b>	<b>2</b>	<b>3</b>	<b>4</b>	<b>5</b>	<b>6</b>	<b>7</b>	<b>8</b>	<b>9</b>	<b>10</b>	
1	2:16.97	1:25.82	1:26.10	1:25.79	1:23.26						

# Lap Chart

## HANDICAP RACE FOR PRE-WAR CARS (VSCC SET 6) - RACE 2

Lap 1		Lap 2		Lap 3		Lap 4		Lap 5		Lap 6		Lap 7		Lap 8		Lap 9		Lap 10	
No	Time	No	Time	No	Time	No	Time	No	Time	No	Time	No	Time	No	Time	No	Time	No	Time
116	1:39.80	116	3:11.99	116	4:42.91	66	6:10.19	66	7:33.03										
90	1:43.93	113	3:16.26	51	4:46.92	51	6:12.50	51	7:37.01										
113	1:45.80	107	3:19.93	113	4:47.98	116	6:13.70	170	7:38.72										
107	1:46.04	51	3:22.42	66	4:49.61	170	6:15.61	57	7:42.62										
68	1:57.06	105	3:25.02	105	4:50.64	105	6:17.06	105	7:42.74										
51	1:57.57	90	3:25.41	170	4:53.51	113	6:17.56	53	7:42.75										
105	1:59.13	66	3:26.43	53	4:53.97	53	6:18.06	71	7:43.08										
67	1:59.37	67	3:27.26	107	4:54.69	67	6:19.80	67	7:44.47										
74	1:59.72	53	3:27.44	67	4:54.97	57	6:20.02	116	7:44.95										
66	2:03.06	170	3:29.93	57	4:58.24	71	6:24.76	47	7:45.19										
136	2:03.32	74	3:30.57	9	4:59.59	45	6:25.23	45	7:47.06										
53	2:03.51	68	3:31.08	74	5:01.39	47	6:27.27	113	7:47.83										
142	2:04.49	9	3:32.29	45	5:02.40	85	6:28.39	85	7:49.88										
170	2:05.85	136	3:33.17	83	5:04.03	39	6:29.22	39	7:50.04										
9	2:06.73	57	3:34.39	142	5:05.95	107	6:29.48	48	7:50.53										
83	2:09.98	142	3:35.03	85	5:06.03	83	6:29.78	83	7:54.96										
72	2:11.53	83	3:35.78	71	5:06.10	48	6:29.79	189	7:57.94										
57	2:12.90	45	3:37.56	47	5:06.58	74	6:33.19	9	8:01.89										
45	2:14.18	85	3:40.53	39	5:06.94	189	6:34.68	107	8:02.19										
85	2:14.73	72	3:40.93	90	5:07.00	9	6:35.11	46	8:02.38										
189	2:16.97	39	3:42.69	48	5:07.32	142	6:37.55	74	8:02.78										
39	2:20.81	189	3:42.79	68	5:07.37	46	6:37.68	72	8:06.44										
46	2:21.56	47	3:43.52	136	5:07.78	72	6:39.28	142	8:08.00										
47	2:22.25	48	3:45.15	189	5:08.89	136	6:40.86	136	8:12.65										
48	2:22.99	71	3:45.46	72	5:09.29	68	6:43.48	68	8:20.24										
71	2:27.31	46	3:46.16	46	5:10.44	90	6:49.47	90	8:28.73										

# Lap Chart

## REGULARITY TRIAL FOR PRE-WAR SPORTS CARS - RACE 1

Lap 21		Lap 22		Lap 23		Lap 24		Lap 25		Lap 26		Lap 27		Lap 28		Lap 29		Lap 30	
No	Time	No	Time	No	Time	No	Time	No	Time	No	Time	No	Time	No	Time	No	Time	No	Time
36	30:30.24																		
129	30:32.79	*4																	
84	30:35.27	*1																	
176	30:36.67	*4																	
158	30:38.46	*3																	
191	30:41.99	*3																	
198	30:42.56	*1																	
161	30:52.45	*3																	
75	30:53.24	*2																	
49	30:55.91	*1																	
70	30:59.27	*3																	
150	30:59.52	*6																	
127	31:05.27	*5																	
35	31:06.27																		
167	31:06.97	*3																	
197	31:10.12	*4																	
27	31:12.64	*2																	
182	31:14.01	*4																	
65	31:26.25	*3																	
187	31:34.04	*4																	
181	31:40.98	*5																	



## The Vintage Sports-Car Club

### RACE 3 – PREMIER CRU RACING FOR PRE-1941 STANDARD & MODIFIED RACING CARS

#### RESULT

Pl	No	Cl	Name	Car	Laps	Time	Behind	MPH	Best Lap	MPH	Handicap
1	15		Nicholas TOPLISS	ERA R4A	17	20:18.83		82.30	1:10.41	2	83.80
2	31		Terry CRABB	ERA R12C	17	21:22.33	1:03.50	78.22	1:13.86	12	79.89
3	63		Sean DANAHER	Maserati 8CM	17	21:32.96	1:14.13	77.58	1:13.89	5	79.85
4	60		Richard PILKINGTON	Talbot T26 SS	16	21:23.36	1 Lap	73.56	1:17.68	7	75.96 40.48
5	42		Chris HUDSON	Bugatti T35B	16	21:38.84	1 Lap	72.69	1:19.38	5	74.33 28.76
6	10		Julian WILTON	ERA R7B	15	20:56.07	2 Laps	70.46	1:22.23	2	71.75 22.62 *

#### Not-Classified

5	Duncan RICKETTS	ERA E-Type	12	15:00.39	DNF	78.64	1:11.58	11	82.33
12	Calum LOCKIE	Maserati 6CM	1	1:46.51	DNF				
16	James BAXTER	ERA R4D	0		Starter				
48	Martin HALUSA	Bugatti T35C	0		Starter				

#### Fastest Lap

15	Nicholas TOPLISS	ERA R4A				1:10.41	2	83.80
----	------------------	---------	--	--	--	---------	---	-------

#### AWARDS

##### Race Winner (Bruce Spollon Memorial Trophy Class)

15	Nicholas TOPLISS	ERA R4A	(& 1 <sup>st</sup> Post-Vintage Thoroughbred Car)
2 <sup>nd</sup>	31	Terry CRABB	ERA R12C
3 <sup>rd</sup>	63	Sean DANAHER	Maserati 8CM

##### First Vintage Car (Ten Tenths Vintage Racing Trophy Class)

42	Chris HUDSON	Bugatti T35B
----	--------------	--------------

##### First Continental Car (Sean Danaher Restorations Pre-war Continental Trophy Class)

63	Sean DANAHER	Maserati 8CM
----	--------------	--------------

##### First 2-Seater Car


60	Richard PILKINGTON	Talbot T26 SS
----	--------------------	---------------

##### First on Handicap


10	Julian WILTON	ERA R7B
----	---------------	---------







# RACE GRID




## PREMIER CRU RACING FOR PRE-1941 RACING CARS

### RACE 3

ROW 6		
ROW 5	<b>10</b> 01:23.760 Julian WILTON	<b>60</b> 01:19.490 Richard PILKINGTON
ROW 4	<b>48</b> 01:19.350 Martin HALUSA	<b>42</b> 01:19.150 Chris HUDSON
ROW 3	<b>31</b> 01:15.520 Terry CRABB	<b>63</b> 01:13.530 Sean DANAHER
ROW 2	<b>5</b> 01:11.960 Duncan RICKETTS	<b>15</b> 01:09.050 Nicholas TOPLISS
ROW 1	<b>12</b> 01:08.720 Calum LOCKIE	<b>16</b> 01:08.330 James BAXTER

**POLE**



# PREMIER CRU RACING FOR PRE-1941 RACING CARS

## LAP TIMES - RACE 3

---

### 5 Duncan RICKETTS

Lap	1	2	3	4	5	6	7	8	9	10
1	1:15.80	1:13.14	1:12.40	1:12.50	1:12.61	1:12.29	1:12.03	1:12.78	1:11.73	1:11.59
11	1:11.58	1:41.94								

---

### 10 Julian WILTON

Lap	1	2	3	4	5	6	7	8	9	10
1	1:25.35	1:22.23	1:23.11	1:22.91	1:23.33	1:23.14	1:26.47	1:23.40	1:23.68	1:23.91
11	1:22.46	1:24.08	1:24.50	1:23.14	1:24.36					

---

### 12 Calum LOCKIE

Lap	1	2	3	4	5	6	7	8	9	10
1	1:46.51									

---

### 15 Nicholas TOPLISS

Lap	1	2	3	4	5	6	7	8	9	10
1	1:13.31	1:10.41	1:10.58	1:10.93	1:10.85	1:11.17	1:11.23	1:11.70	1:11.29	1:12.59
11	1:12.32	1:11.89	1:11.51	1:12.40	1:12.23	1:12.17	1:12.25			

---

### 31 Terry CRABB

Lap	1	2	3	4	5	6	7	8	9	10
1	1:18.69	1:16.22	1:17.52	1:16.85	1:14.92	1:15.42	1:16.18	1:15.08	1:14.85	1:15.50
11	1:14.28	1:13.86	1:13.97	1:15.51	1:15.17	1:14.33	1:13.98			

---

### 42 Chris HUDSON

Lap	1	2	3	4	5	6	7	8	9	10
1	1:26.74	1:22.83	1:21.17	1:20.62	1:19.38	1:19.98	1:19.93	1:20.18	1:21.44	1:21.96
11	1:21.08	1:20.69	1:20.41	1:20.76	1:20.45	1:21.22				

---

### 60 Richard PILKINGTON

Lap	1	2	3	4	5	6	7	8	9	10
1	1:28.12	1:23.08	1:20.59	1:20.35	1:20.07	1:18.22	1:17.68	1:19.02	1:18.72	1:19.16
11	1:19.40	1:19.26	1:19.09	1:19.60	1:20.35	1:20.65				

---

### 63 Sean DANAHER

Lap	1	2	3	4	5	6	7	8	9	10
1	1:20.89	1:19.30	1:15.73	1:15.19	1:13.89	1:14.97	1:15.25	1:14.60	1:15.89	1:15.71
11	1:15.06	1:15.18	1:15.51	1:16.28	1:16.29	1:15.92	1:17.30			

# Lap Chart

## PREMIER CRU RACING FOR PRE-1941 RACING CARS - RACE 3

Lap 1		Lap 2		Lap 3		Lap 4		Lap 5		Lap 6		Lap 7		Lap 8		Lap 9		Lap 10	
No	Time	No	Time	No	Time	No	Time	No	Time	No	Time	No	Time	No	Time	No	Time	No	Time
15	1:13.31	15	2:23.72	15	3:34.30	15	4:45.23	15	5:56.08	15	7:07.25	15	8:18.48	15	9:30.18	15	10:41.47	15	11:54.06
5	1:15.80	5	2:28.94	5	3:41.34	5	4:53.84	5	6:06.45	5	7:18.74	10	8:20.07 *1	42	9:30.65 *1	60	10:47.13 *1	60	12:05.85 *1
31	1:18.69	31	2:34.91	31	3:52.43	31	5:09.28	31	6:24.20	31	7:39.62	5	8:30.77	5	9:43.55	42	10:50.83 *1	5	12:06.87
63	1:20.89	63	2:40.19	63	3:55.92	63	5:11.11	63	6:25.00	63	7:39.97	63	8:55.22	10	9:46.54 *1	5	10:55.28	42	12:12.27 *1
10	1:25.35	10	2:47.58	10	4:10.69	42	5:31.36	42	6:50.74	60	8:10.43	31	8:55.80	63	10:09.82	10	11:09.94 *1	10	12:33.62 *1
42	1:26.74	42	2:49.57	42	4:10.74	60	5:32.14	60	6:52.21	42	8:10.72	60	9:28.11	31	10:10.88	63	11:25.71	31	12:41.23
60	1:28.12	60	2:51.20	60	4:11.79	10	5:33.60	10	6:56.93							31	11:25.73	63	12:41.42
12	1:46.51																		

# Lap Chart

## PREMIER CRU RACING FOR PRE-1941 RACING CARS - RACE 3

Lap 11		Lap 12		Lap 13		Lap 14		Lap 15		Lap 16		Lap 17		Lap 18		Lap 19		Lap 20	
No	Time	No	Time	No	Time	No	Time	No	Time	No	Time	No	Time	No	Time	No	Time	No	Time
15	13:06.38	15	14:18.27	15	15:29.78	15	16:42.18	15	17:54.41	15	19:06.58	15	20:18.83						
5	13:18.45	60	14:44.41 *1	60	16:03.67 *1	10	16:44.07 *2	10	18:08.57 *2	10	19:31.71 *2	10	20:56.07 *2						
60	13:25.01 *1	42	14:55.31 *1	42	16:16.00 *1	60	17:22.76 *1	60	18:42.36 *1	60	20:02.71 *1	31	21:22.33						
42	13:34.23 *1	5	15:00.39	31	16:23.34	42	17:36.41 *1	31	18:54.02	31	20:08.35	60	21:23.36 *1						
31	13:55.51	31	15:09.37	63	16:27.17	31	17:38.85	42	18:57.17 *1	63	20:15.66	63	21:32.96						
63	13:56.48	63	15:11.66			63	17:43.45	63	18:59.74	42	20:17.62 *1	42	21:38.84 *1						
10	13:57.53 *1	10	15:19.99 *1																



## The Vintage Sports-Car Club

### RACE 4 – SILVERSTONE TROPHY RACE FOR SPECIAL PRE-WAR SPORTS-CARS (VSCC SET 4)

#### RESULT

Pl	No	Cl	Name	Car	Laps	Time	Behind	MPH	Best Lap	MPH	Handicap	
1	46		Durward LAWSON	Riley Special	7	9:19.86		73.77	1:18.76	6	74.92	
2	32		Dougal CAWLEY	GN/Ford Piglet	7	9:21.08	1.22	73.61	1:18.59	7	75.08	
3	199		Ewen GETLEY	Bentley 3/4½ Litre	7	9:29.23	9.37	72.56	1:20.56	5	73.24	
4	57		Tim KNELLER	Riley TT Sprite	7	9:35.50	15.64	71.77	1:20.33	2	73.45	13.19
5	45		Richard ILIFFE	Riley Kestrel 12/4 Special	7	9:35.76	15.90	71.74	1:20.62	2	73.19	11.42
6	39		David PRYKE	Riley 12/4 TT Sprite Replica	7	9:45.82	25.96	70.50	1:20.36	2	73.42	23.30
7	198		Robert LEWIS	Lagonda V12 Le Mans Replica	7	9:53.67	33.81	69.57	1:23.00	2	71.09	12.67
8	9		Richard HUDSON	Bentley 3/4½ Litre	7	9:56.56	36.70	69.23	1:23.72	6	70.48	10.52
9	67		Jeffrey EDWARDS	Alvis Sports Special	7	10:01.33	41.47	68.69	1:24.42	6	69.89	10.39
10	75		Joanne WHITE	Riley Nine 12/4 Special	7	10:20.99	1:01.13	66.51	1:26.49	6	68.22	15.56
11	69		Christopher BATTY	Frazer Nash Super Sports	7	10:21.09	1:01.23	66.50	1:27.32	6	67.57	9.85 *
12	72		Simon KELLEWAY	Riley Sprite 12/4	7	10:21.42	1:01.56	66.47	1:25.67	6	68.87	21.73
13	137		William ELBOURN	Riley 12/4 Special	7	10:24.81	1:04.95	66.10	1:26.74	6	68.02	17.63
14	118		Steve ALLEN	Bentley 4¼ Litre	6	9:25.82	1 Lap	62.57	1:31.87	5	64.23	14.60
15	120		William ELBOURN	Bentley Le Mans	6	9:26.55	1 Lap	62.49	1:32.47	5	63.81	11.73
16	169		David DANIELS	Riley Grebe Replica	6	9:27.21	1 Lap	62.41	1:31.38	5	64.57	18.93
17	78		Edward HARRIS	Invicta High Chassis	6	9:38.89	1 Lap	61.16	1:31.14	4	64.74	32.05
18	166		Chris GUEST	Bentley Le Mans	6	9:53.68	1 Lap	59.63	1:36.44	4	61.18	15.04
19	138		Guy NORTHAM	Bentley 4½ Litre	6	10:07.29	1 Lap	58.30	1:38.74	2	59.76	14.85
20	176		Antje WILLEMS	Invicta 4½ S	6	10:11.12	1 Lap	57.93	1:38.78	2	59.73	18.44
21	147		Vivian BUSH	Bentley 3 Litre	6	10:37.03	1 Lap	55.57	1:42.41	5	57.62	22.57

#### Fastest Lap

32 Dougal CAWLEY GN/Ford Piglet 1:18.59 7 75.08

#### AWARDS

##### Race Winner, Winner of the Silverstone Trophy & 1<sup>st</sup> Car 1101-2000cc

46	Durward LAWSON	Riley Special	
2 <sup>nd</sup>	32 Dougal CAWLEY	GN/Ford Piglet	(1 <sup>st</sup> Car over 3000cc & 1 <sup>st</sup> Vintage Car)
3 <sup>rd</sup>	199 Ewen GETLEY	Bentley 3/4½ Litre	(& 2 <sup>nd</sup> Vintage Car)

##### Other Vintage Cars

3<sup>rd</sup> 9 Richard HUDSON Bentley 3/4½ Litre

##### First on Handicap

69 Christopher BATTY Frazer Nash Super Sports

#### SPONSORED BY



ST. JAMES'S PLACE  
WEALTH MANAGEMENT

# RACE GRID

## SILVERSTONE TROPHY RACE (VSCC SET 4)

### RACE 4

ROW 12		
ROW 11	<b>176</b> 01:44.240 Antje WILLEMS	<b>147</b> 01:40.590 Vivian BUSH
ROW 10	<b>138</b> 01:38.890 Guy NORTHAM	<b>166</b> 01:38.560 Chris GUEST
ROW 9	<b>120</b> 01:33.890 William ELBOURN	<b>169</b> 01:33.790 David DANIELS
ROW 8	<b>118</b> 01:33.310 Steve ALLEN	<b>75</b> 01:31.290 Joanne WHITE
ROW 7	<b>67</b> 01:30.790 Jeffrey EDWARDS	<b>78</b> 01:30.510 Edward HARRIS
ROW 6	<b>51</b> 01:30.190 Greg LERIGO	<b>137</b> 01:29.640 William ELBOURN
ROW 5	<b>69</b> 01:28.230 Christopher BATTY	<b>198</b> 01:27.730 Robert LEWIS
ROW 4	<b>72</b> 01:27.300 Simon KELLEWAY	<b>9</b> 01:23.790 Richard HUDSON
ROW 3	<b>46</b> 01:23.170 Durward LAWSON	<b>57</b> 01:22.810 Tim KNELLER
ROW 2	<b>45</b> 01:22.710 Richard ILIFFE	<b>39</b> 01:20.730 David PRYKE
ROW 1	<b>199</b> 01:18.970 Ewen GETLEY	<b>32</b> 01:18.940 Dougal CAWLEY

POLE

# SILVERSTONE TROPHY RACE (VSCC SET 4)

## LAP TIMES - RACE 4

<b>9</b>	<b>Richard HUDSON</b>									
<b>Lap</b>	<b>1</b>	<b>2</b>	<b>3</b>	<b>4</b>	<b>5</b>	<b>6</b>	<b>7</b>	<b>8</b>	<b>9</b>	<b>10</b>
1	1:29.64	1:24.31	1:24.73	1:24.44	1:25.09	1:23.72	1:24.63			
<b>32</b>	<b>Dougal CAWLEY</b>									
<b>Lap</b>	<b>1</b>	<b>2</b>	<b>3</b>	<b>4</b>	<b>5</b>	<b>6</b>	<b>7</b>	<b>8</b>	<b>9</b>	<b>10</b>
1	1:24.54	1:20.09	1:20.17	1:19.00	1:19.59	1:19.10	1:18.59			
<b>39</b>	<b>David PRYKE</b>									
<b>Lap</b>	<b>1</b>	<b>2</b>	<b>3</b>	<b>4</b>	<b>5</b>	<b>6</b>	<b>7</b>	<b>8</b>	<b>9</b>	<b>10</b>
1	1:24.80	1:20.36	1:20.78	1:30.76	1:23.47	1:23.68	1:21.97			
<b>45</b>	<b>Richard ILIFFE</b>									
<b>Lap</b>	<b>1</b>	<b>2</b>	<b>3</b>	<b>4</b>	<b>5</b>	<b>6</b>	<b>7</b>	<b>8</b>	<b>9</b>	<b>10</b>
1	1:25.34	1:20.62	1:22.30	1:21.77	1:22.46	1:22.14	1:21.13			
<b>46</b>	<b>Durward LAWSON</b>									
<b>Lap</b>	<b>1</b>	<b>2</b>	<b>3</b>	<b>4</b>	<b>5</b>	<b>6</b>	<b>7</b>	<b>8</b>	<b>9</b>	<b>10</b>
1	1:23.44	1:18.97	1:19.60	1:19.89	1:19.81	1:18.76	1:19.39			
<b>57</b>	<b>Tim KNELLER</b>									
<b>Lap</b>	<b>1</b>	<b>2</b>	<b>3</b>	<b>4</b>	<b>5</b>	<b>6</b>	<b>7</b>	<b>8</b>	<b>9</b>	<b>10</b>
1	1:26.19	1:20.33	1:20.72	1:22.15	1:22.43	1:21.91	1:21.77			
<b>67</b>	<b>Jeffrey EDWARDS</b>									
<b>Lap</b>	<b>1</b>	<b>2</b>	<b>3</b>	<b>4</b>	<b>5</b>	<b>6</b>	<b>7</b>	<b>8</b>	<b>9</b>	<b>10</b>
1	1:31.26	1:25.86	1:25.02	1:24.86	1:24.92	1:24.42	1:24.99			
<b>69</b>	<b>Christopher BATTY</b>									
<b>Lap</b>	<b>1</b>	<b>2</b>	<b>3</b>	<b>4</b>	<b>5</b>	<b>6</b>	<b>7</b>	<b>8</b>	<b>9</b>	<b>10</b>
1	1:33.74	1:27.80	1:27.97	1:27.37	1:27.50	1:27.32	1:29.39			
<b>72</b>	<b>Simon KELLEWAY</b>									
<b>Lap</b>	<b>1</b>	<b>2</b>	<b>3</b>	<b>4</b>	<b>5</b>	<b>6</b>	<b>7</b>	<b>8</b>	<b>9</b>	<b>10</b>
1	1:33.78	1:27.66	1:29.11	1:28.23	1:29.02	1:25.67	1:27.95			
<b>75</b>	<b>Joanne WHITE</b>									
<b>Lap</b>	<b>1</b>	<b>2</b>	<b>3</b>	<b>4</b>	<b>5</b>	<b>6</b>	<b>7</b>	<b>8</b>	<b>9</b>	<b>10</b>
1	1:34.73	1:27.88	1:28.30	1:27.68	1:28.03	1:26.49	1:27.88			
<b>78</b>	<b>Edward HARRIS</b>									
<b>Lap</b>	<b>1</b>	<b>2</b>	<b>3</b>	<b>4</b>	<b>5</b>	<b>6</b>	<b>7</b>	<b>8</b>	<b>9</b>	<b>10</b>
1	1:46.90	1:36.77	1:36.57	1:31.14	1:33.93	1:33.58				
<b>118</b>	<b>Steve ALLEN</b>									
<b>Lap</b>	<b>1</b>	<b>2</b>	<b>3</b>	<b>4</b>	<b>5</b>	<b>6</b>	<b>7</b>	<b>8</b>	<b>9</b>	<b>10</b>
1	1:39.78	1:32.82	1:33.28	1:33.11	1:31.87	1:34.96				
<b>120</b>	<b>William ELBOURN</b>									
<b>Lap</b>	<b>1</b>	<b>2</b>	<b>3</b>	<b>4</b>	<b>5</b>	<b>6</b>	<b>7</b>	<b>8</b>	<b>9</b>	<b>10</b>
1	1:40.98	1:33.29	1:33.10	1:33.68	1:32.47	1:33.03				

---

**137 William ELBOURN**

Lap	1	2	3	4	5	6	7	8	9	10
1	1:34.41	1:28.91	1:28.33	1:27.71	1:29.29	1:26.74	1:29.42			

---

**138 Guy NORTHAM**

Lap	1	2	3	4	5	6	7	8	9	10
1	1:48.51	1:38.74	1:39.55	1:40.44	1:40.12	1:39.93				

---

**147 Vivian BUSH**

Lap	1	2	3	4	5	6	7	8	9	10
1	1:58.02	1:44.89	1:43.91	1:44.25	1:42.41	1:43.55				

---

**166 Chris GUEST**

Lap	1	2	3	4	5	6	7	8	9	10
1	1:46.34	1:36.69	1:37.51	1:36.44	1:38.57	1:38.13				

---

**169 David DANIELS**

Lap	1	2	3	4	5	6	7	8	9	10
1	1:39.22	1:32.26	1:33.92	1:33.76	1:31.38	1:36.67				

---

**176 Antje WILLEMS**

Lap	1	2	3	4	5	6	7	8	9	10
1	1:49.80	1:38.78	1:39.95	1:41.80	1:39.96	1:40.83				

---

**198 Robert LEWIS**

Lap	1	2	3	4	5	6	7	8	9	10
1	1:30.07	1:23.00	1:23.88	1:24.57	1:23.42	1:24.24	1:24.49			

---

**199 Ewen GETLEY**

Lap	1	2	3	4	5	6	7	8	9	10
1	1:23.85	1:20.60	1:20.72	1:21.10	1:20.56	1:21.14	1:21.26			

---



# Lap Chart

## SILVERSTONE TROPHY RACE (VSCC SET 4) - RACE 4

Lap 1		Lap 2		Lap 3		Lap 4		Lap 5		Lap 6		Lap 7		Lap 8		Lap 9		Lap 10	
No	Time	No	Time	No	Time	No	Time	No	Time	No	Time	No	Time	No	Time	No	Time	No	Time
46	1:23.44	46	2:42.41	46	4:02.01	46	5:21.90	46	6:41.71	46	8:00.47	46	9:19.86						
199	1:23.85	199	2:44.45	32	4:04.80	32	5:23.80	32	6:43.39	32	8:02.49	32	9:21.08						
32	1:24.54	32	2:44.63	199	4:05.17	199	5:26.27	199	6:46.83	78	8:05.31 *1	118	9:25.82 *1						
39	1:24.80	39	2:45.16	39	4:05.94	147	5:26.82 *1	138	6:47.24 *1	199	8:07.97	120	9:26.55 *1						
45	1:25.34	45	2:45.96	57	4:07.24	57	5:29.39	176	6:50.33 *1	57	8:13.73	169	9:27.21 *1						
57	1:26.19	57	2:46.52	45	4:08.26	45	5:30.03	57	6:51.82	45	8:14.63	199	9:29.23						
9	1:29.64	198	2:53.07	198	4:16.95	39	5:36.70	45	6:52.49	166	8:15.55 *1	57	9:35.50						
198	1:30.07	9	2:53.95	9	4:18.68	198	5:41.52	39	7:00.17	39	8:23.85	45	9:35.76						
67	1:31.26	67	2:57.12	67	4:22.14	9	5:43.12	198	7:04.94	138	8:27.36 *1	78	9:38.89 *1						
69	1:33.74	72	3:01.44	69	4:29.51	67	5:47.00	9	7:08.21	198	8:29.18	39	9:45.82						
72	1:33.78	69	3:01.54	72	4:30.55	69	5:56.88	147	7:11.07 *1	176	8:30.29 *1	198	9:53.67						
137	1:34.41	75	3:02.61	75	4:30.91	75	5:58.59	67	7:11.92	9	8:31.93	166	9:53.68 *1						
75	1:34.73	137	3:03.32	137	4:31.65	72	5:58.78	69	7:24.38	67	8:36.34	9	9:56.56						
169	1:39.22	169	3:11.48	169	4:45.40	137	5:59.36	75	7:26.62	69	8:51.70	67	10:01.33						
118	1:39.78	118	3:12.60	118	4:45.88	118	6:18.99	72	7:27.80	75	8:53.11	138	10:07.29 *1						
120	1:40.98	120	3:14.27	120	4:47.37	169	6:19.16	137	7:28.65	72	8:53.47	176	10:11.12 *1						
166	1:46.34	166	3:23.03	78	5:00.24	120	6:21.05	169	7:50.54	147	8:53.48 *1	75	10:20.99						
78	1:46.90	78	3:23.67	166	5:00.54	78	6:31.38	118	7:50.86	137	8:55.39	69	10:21.09						
138	1:48.51	138	3:27.25	138	5:06.80	166	6:36.98	120	7:53.52			72	10:21.42						
176	1:49.80	176	3:28.58	176	5:08.53							137	10:24.81						
147	1:58.02	147	3:42.91									147	10:37.03 *1						



## The Vintage Sports-Car Club

### RACE 5 – THE GEORGE ABECASSIS TROPHY RACE (FISCAR)

#### RESULT

Pl	No	Cl	Name	Car	Laps	Time	Behind	MPH	Best Lap	MPH	
1	52	4	Matt GRIST	HWM Jaguar	23	30:03.19		75.26	1:12.53	8	81.35
2	20	2	Jonathan ABECASSIS	Austin Healey 100-4	23	30:05.71	2.52	75.16	1:14.43	3	79.27
3	55	3	Andrew SHARP	Aston Martin DB2	23	30:10.46	7.27	74.96	1:13.71	23	80.05
4	56	2	Eddie McGUIRE / Chris WARD	Gordini T23S	23	30:11.05	7.86	74.93	1:11.90	11	82.06
5	29	3	Spike MILLIGAN	HWM Jaguar Sports	23	30:20.68	17.49	74.54	1:13.55	23	80.22
6	28	1	David COTTINGHAM / James COTTINGHAM	Ferrari 500 TRC	23	30:23.08	19.89	74.44	1:11.70	13	82.29
7	16	3	Steven BOULTBEE-BROOKS	Aston Martin DB3S	23	30:35.15	31.96	73.95	1:14.16	18	79.56
8	234	3	Christopher SCHOLEY	Jaguar XK120	23	31:10.36	1:07.17	72.56	1:15.87	15	77.77
9	36	3	Nigel BATCHELOR	Aston Martin DB2/4	22	30:16.01	1 Lap	71.48	1:16.96	22	76.67
10	98	2	Nick MATTHEWS	Austin Healey 100/4	22	30:16.78	1 Lap	71.45	1:15.92	12	77.72
11	88	2	Jeremy HOLDEN	Austin Healey 100	22	30:27.86	1 Lap	71.02	1:17.36	11	76.27
12	27	3	David BENNETT	Aston Martin DB3S	22	30:35.07	1 Lap	70.74	1:17.64	22	76.00
13	33	2	Patrick RIGNELL	Austin Healey 100S	22	30:45.70	1 Lap	70.33	1:17.58	14	76.06
14	121	2	Glynn ALLEN	Aston Martin DB2 Le Mans	22	30:52.32	1 Lap	70.08	1:17.17	12	76.46
15	155	2	Graham ROBSON	Autin Healey 100M	22	30:59.42	1 Lap	69.81	1:18.01	9	75.64
16	18	2	Matthew COLLINGS	Austin Healey 100M BN2	21	30:20.41	2 Laps	68.07	1:21.63	13	72.28
17	125	2	Robert CLARKE	Austin Healey 100/4	21	30:37.77	2 Laps	67.42	1:21.97	20	71.98
18	8	4	Mark BUTTERWORTH	Allard Sports	21	31:10.36	2 Laps	66.25	1:17.78	3	75.86
19	11	3	Tony GREEN	Aston Martin DB2 Team Car	20	30:18.98	3 Laps	64.88	1:21.77	19	72.16
20	57	2	John KEATLEY	Healey Silverstone	20	30:59.96	3 Laps	63.45	1:20.81	16	73.02
21	30	2	Steven PRYKE / Neil Collins	Healey Silverstone	20	31:00.13	3 Laps	63.44	1:23.33	2	70.81

#### Not-Classified

5	4	Tom WALKER	Allard J2 X Le Mans	22	29:24.29	DNF	73.58	1:13.68	5	80.08
35	2	Paul GRIFFIN	Austin Healey Open Sports	16	26:10.11	DNF	60.13	1:21.34	5	72.54
24	2	James WILMOT-SMITH	Austin Healey 100/4M	13	19:34.38	DNF	65.32	1:21.38	8	72.50
25	3	Nicholas RUDELL	Aston Martin Coupe GT	8	19:57.86	DNF	39.41	1:19.07	2	74.62
177	3	Charly WILLEMS	Jaguar HW Alta	0		Starter				

#### Fastest Lap

28	1	David COTTINGHAM / James COTTINGHAM	Ferrari 500 TRC				1:11.70	13	82.29
56	2	Eddie McGUIRE / Chris WARD	Gordini T23S				1:11.90	11	82.06
29	3	Spike MILLIGAN	HWM Jaguar Sports				1:13.55	23	80.22
52	4	Matt GRIST	HWM Jaguar				1:12.53	8	81.35

#### AWARDS

##### Race Winner, Winner of the George Abecassis Trophy & 1<sup>st</sup> Class 4 (over 3500cc)

52	4	Matt GRIST	HWM Jaguar	
2 <sup>nd</sup>	20	Jonathan ABECASSIS	Austin Healey 100-4	(& 1 <sup>st</sup> Class 2 – 2001-2700cc)
3 <sup>rd</sup>	55	Andrew SHARP	Aston Martin DB2	(& 1 <sup>st</sup> Class 3 – 2701-3500cc)

##### Other Capacity Class Winners

28	1	David COTTINGHAM / James COTTINGHAM	Ferrari 500 TRC
----	---	-------------------------------------	-----------------

#### SPONSORED BY



# RACE GRID

## THE GEORGE ABECASSIS TROPHY RACE (FISCAR)

### RACE 5 - AMENDED

ROW 14

**52** Matt GRIST

**25** Nicholas RUDELL

ROW 13

**177** Charly WILLEMS

**30** Steven PRYKE

ROW 12

**24** James WILMOT-SMITH

**11** Tony GREEN

ROW 11

**121** Glynn ALLEN

**35** Paul GRIFFIN

ROW 10

**8** Mark BUTTERWORTH

**18** Matthew COLLINGS

ROW 9

**39** Tim STAMPER

**57** John KEATLEY

ROW 8

**125** Robert CLARKE

**155** Graham ROBSON

ROW 7

**88** Jeremy HOLDEN

**98** Nick MATTHEWS

ROW 6

**36** Nigel BATCHELOR

**23** Nigel GRICE

ROW 5

**33** Patrick RIGNELL

**27** David BENNETT

ROW 4

**55** Andrew SHARP

**234** Christopher SCHOLEY

ROW 3

**5** Tom WALKER

**20** Jonathan ABECASSIS

ROW 2

**29** Spike MILLIGAN

**16** Steven BOULTBEE-BRO

ROW 1

**28** David COTTINGHAM

**56** Eddie McGUIRE

**POLE**

# THE GEORGE ABECASSIS TROPHY RACE (FISCAR)

## LAP TIMES - RACE 5

<b>5</b>	<b>Tom WALKER</b>									
<b>Lap</b>	<b>1</b>	<b>2</b>	<b>3</b>	<b>4</b>	<b>5</b>	<b>6</b>	<b>7</b>	<b>8</b>	<b>9</b>	<b>10</b>
1	1:18.73	1:14.67	1:14.24	1:14.93	1:13.68	1:15.88	1:15.73	1:13.86	1:14.26	1:14.42
11	1:14.15	1:14.83	1:22.93	2:27.79	1:14.12	1:14.52	1:16.53	1:14.55	1:15.26	1:17.19
21	1:16.49	1:45.53								
<b>8</b>	<b>Mark BUTTERWORTH</b>									
<b>Lap</b>	<b>1</b>	<b>2</b>	<b>3</b>	<b>4</b>	<b>5</b>	<b>6</b>	<b>7</b>	<b>8</b>	<b>9</b>	<b>10</b>
1	1:26.08	1:18.53	1:17.78	1:18.11	1:18.35	1:18.89	1:18.00	1:20.11	1:19.30	1:18.37
11	1:29.78	4:20.72	1:19.99	1:19.61	1:19.37	1:18.98	1:20.18	1:21.00	1:21.77	1:20.34
21	1:25.10									
<b>11</b>	<b>Tony GREEN</b>									
<b>Lap</b>	<b>1</b>	<b>2</b>	<b>3</b>	<b>4</b>	<b>5</b>	<b>6</b>	<b>7</b>	<b>8</b>	<b>9</b>	<b>10</b>
1	1:37.43	1:25.44	1:24.53	1:25.31	1:26.84	1:29.97	1:27.66	1:34.10	2:57.92	1:25.05
11	1:25.55	1:25.70	1:23.11	1:24.43	1:31.36	1:23.76	1:22.93	1:23.58	1:21.77	1:22.54
<b>16</b>	<b>Steven BOULTBEE-BROOKS</b>									
<b>Lap</b>	<b>1</b>	<b>2</b>	<b>3</b>	<b>4</b>	<b>5</b>	<b>6</b>	<b>7</b>	<b>8</b>	<b>9</b>	<b>10</b>
1	1:19.46	1:15.41	1:15.09	1:15.36	1:16.07	1:17.36	1:15.55	1:17.59	1:15.68	1:15.20
11	1:15.50	1:19.21	2:43.74	1:14.29	1:14.77	1:16.03	1:16.08	1:14.16	1:14.34	1:18.66
21	1:16.25	1:14.52	1:14.83							
<b>18</b>	<b>Matthew COLLINGS</b>									
<b>Lap</b>	<b>1</b>	<b>2</b>	<b>3</b>	<b>4</b>	<b>5</b>	<b>6</b>	<b>7</b>	<b>8</b>	<b>9</b>	<b>10</b>
1	1:35.47	1:24.71	1:22.58	1:23.07	1:21.98	1:22.99	1:23.24	1:23.82	1:22.35	1:31.77
11	2:18.58	1:22.24	1:21.63	1:22.17	1:22.28	1:25.58	1:24.95	1:22.42	1:24.03	1:22.58
21	1:21.97									
<b>20</b>	<b>Jonathan ABECASSIS</b>									
<b>Lap</b>	<b>1</b>	<b>2</b>	<b>3</b>	<b>4</b>	<b>5</b>	<b>6</b>	<b>7</b>	<b>8</b>	<b>9</b>	<b>10</b>
1	1:20.11	1:15.39	1:14.43	1:14.94	1:15.98	1:17.03	1:14.53	1:15.65	1:14.75	1:21.72
11	2:09.71	1:15.30	1:15.04	1:15.25	1:14.80	1:15.39	1:15.15	1:19.09	1:16.90	1:15.71
21	1:18.30	1:15.84	1:14.70							
<b>24</b>	<b>James WILMOT-SMITH</b>									
<b>Lap</b>	<b>1</b>	<b>2</b>	<b>3</b>	<b>4</b>	<b>5</b>	<b>6</b>	<b>7</b>	<b>8</b>	<b>9</b>	<b>10</b>
1	1:34.45	1:23.90	1:23.90	1:21.76	1:22.35	1:23.57	1:22.89	1:21.38	1:28.83	2:46.98
11	1:21.54	1:21.41	1:21.42							
<b>25</b>	<b>Nicholas RUDELL</b>									
<b>Lap</b>	<b>1</b>	<b>2</b>	<b>3</b>	<b>4</b>	<b>5</b>	<b>6</b>	<b>7</b>	<b>8</b>	<b>9</b>	<b>10</b>
1	1:29.39	1:19.07	1:19.39	1:20.58	1:45.37	9:46.03	1:21.20	1:36.83		
<b>27</b>	<b>David BENNETT</b>									
<b>Lap</b>	<b>1</b>	<b>2</b>	<b>3</b>	<b>4</b>	<b>5</b>	<b>6</b>	<b>7</b>	<b>8</b>	<b>9</b>	<b>10</b>
1	1:27.23	1:20.17	1:18.20	1:18.15	1:17.88	1:19.92	1:18.58	1:18.81	1:19.24	1:18.43
11	1:18.23	1:17.92	1:20.12	2:45.08	1:18.04	1:21.14	1:18.62	1:18.49	1:20.65	1:22.73
21	1:19.80	1:17.64								

---

<b>28</b>	<b>David COTTINGHAM</b>										
<b>Lap</b>	<b>1</b>	<b>2</b>	<b>3</b>	<b>4</b>	<b>5</b>	<b>6</b>	<b>7</b>	<b>8</b>	<b>9</b>	<b>10</b>	
1	1:15.52	1:13.57	1:12.16	1:12.18	1:12.31	1:12.58	1:14.69	1:14.32	1:12.23	1:12.04	
11	1:12.28	1:13.30	1:11.70	1:12.34	1:16.93	2:42.50	1:22.29	1:20.93	1:19.69	1:21.20	
21	1:20.88	1:20.53	1:16.91								

---

<b>29</b>	<b>Spike MILLIGAN</b>										
<b>Lap</b>	<b>1</b>	<b>2</b>	<b>3</b>	<b>4</b>	<b>5</b>	<b>6</b>	<b>7</b>	<b>8</b>	<b>9</b>	<b>10</b>	
1	1:17.36	1:14.96	1:14.65	1:17.05	1:16.27	1:16.54	1:14.94	1:16.73	1:17.87	2:41.24	
11	1:14.30	1:14.22	1:14.54	1:14.49	1:14.99	1:15.78	1:15.46	1:15.25	1:14.58	1:14.75	
21	1:17.18	1:13.98	1:13.55								

---

<b>30</b>	<b>Steven PRYKE</b>										
<b>Lap</b>	<b>1</b>	<b>2</b>	<b>3</b>	<b>4</b>	<b>5</b>	<b>6</b>	<b>7</b>	<b>8</b>	<b>9</b>	<b>10</b>	
1	1:33.29	1:23.33	1:25.47	1:25.41	1:23.55	1:24.79	1:23.84	1:27.03	1:24.43	1:26.16	
11	1:33.21	2:58.83	1:31.07	1:31.92	1:31.91	1:29.53	1:30.78	1:32.15	1:31.10	1:32.33	

---

<b>33</b>	<b>Patrick RIGNELL</b>										
<b>Lap</b>	<b>1</b>	<b>2</b>	<b>3</b>	<b>4</b>	<b>5</b>	<b>6</b>	<b>7</b>	<b>8</b>	<b>9</b>	<b>10</b>	
1	1:29.88	1:19.46	1:18.90	1:19.92	1:18.12	1:17.71	1:18.46	1:28.12	2:50.46	1:18.97	
11	1:18.85	1:20.29	1:18.02	1:17.58	1:18.07	1:18.07	1:17.94	1:20.16	1:21.83	1:19.16	
21	1:17.95	1:17.78									

---

<b>35</b>	<b>Paul GRIFFIN</b>										
<b>Lap</b>	<b>1</b>	<b>2</b>	<b>3</b>	<b>4</b>	<b>5</b>	<b>6</b>	<b>7</b>	<b>8</b>	<b>9</b>	<b>10</b>	
1	1:34.18	1:24.02	1:22.54	1:21.99	1:21.34	1:22.03	1:22.22	1:21.73	1:21.95	1:31.48	
11	2:20.19	1:34.15	3:39.45	1:25.82	1:28.29	1:38.73					

---

<b>36</b>	<b>Nigel BATCHELOR</b>										
<b>Lap</b>	<b>1</b>	<b>2</b>	<b>3</b>	<b>4</b>	<b>5</b>	<b>6</b>	<b>7</b>	<b>8</b>	<b>9</b>	<b>10</b>	
1	1:23.24	1:18.34	1:18.23	1:17.88	1:17.69	1:19.73	1:17.96	1:17.93	1:17.89	1:22.74	
11	2:36.50	1:19.11	1:17.62	1:18.33	1:18.24	1:21.98	1:19.34	1:19.17	1:19.80	1:19.14	
21	1:18.19	1:16.96									

---

<b>52</b>	<b>Matt GRIST</b>										
<b>Lap</b>	<b>1</b>	<b>2</b>	<b>3</b>	<b>4</b>	<b>5</b>	<b>6</b>	<b>7</b>	<b>8</b>	<b>9</b>	<b>10</b>	
1	1:26.32	1:14.39	1:13.57	1:13.02	1:13.24	1:13.73	1:13.72	1:12.53	1:12.71	1:13.45	
11	1:13.12	1:12.85	1:12.93	1:19.40	2:40.30	1:12.53	1:16.06	1:12.66	1:14.71	1:17.96	
21	1:15.84	1:14.79	1:13.36								

---

<b>55</b>	<b>Andrew SHARP</b>										
<b>Lap</b>	<b>1</b>	<b>2</b>	<b>3</b>	<b>4</b>	<b>5</b>	<b>6</b>	<b>7</b>	<b>8</b>	<b>9</b>	<b>10</b>	
1	1:18.03	1:15.20	1:14.19	1:16.88	1:14.86	1:14.65	1:14.93	1:14.14	1:13.97	1:14.93	
11	1:14.19	1:14.23	1:14.42	1:18.13	2:38.47	1:13.80	1:13.99	1:16.06	1:14.12	1:15.94	
21	1:15.10	1:16.52	1:13.71								

---

<b>56</b>	<b>Eddie McGUIRE</b>										
<b>Lap</b>	<b>1</b>	<b>2</b>	<b>3</b>	<b>4</b>	<b>5</b>	<b>6</b>	<b>7</b>	<b>8</b>	<b>9</b>	<b>10</b>	
1	1:21.47	1:17.99	1:16.68	1:16.87	1:15.54	1:16.19	1:18.41	1:17.43	1:21.92	2:38.81	
11	1:11.90	1:14.49	1:12.59	1:12.32	1:12.56	1:12.92	1:13.11	1:12.37	1:12.27	1:13.18	
21	1:15.62	1:13.72	1:12.69								

---

<b>57</b>	<b>John KEATLEY</b>										
<b>Lap</b>	<b>1</b>	<b>2</b>	<b>3</b>	<b>4</b>	<b>5</b>	<b>6</b>	<b>7</b>	<b>8</b>	<b>9</b>	<b>10</b>	

---

1	1:32.47	1:22.77	1:22.87	1:21.02	1:21.76	1:21.13	1:21.51	1:21.65	1:21.63	1:21.55
11	1:26.15	3:03.18	1:47.46	2:41.53	1:21.71	1:20.81	1:23.14	1:23.48	1:21.89	1:22.25

---

**88 Jeremy HOLDEN**

Lap	1	2	3	4	5	6	7	8	9	10
1	1:30.55	1:19.40	1:18.83	1:19.72	1:19.31	1:19.78	1:18.69	1:19.09	1:26.20	2:13.32
11	1:17.36	1:18.84	1:19.44	1:18.74	1:21.80	1:23.07	1:21.83	1:19.75	1:22.98	1:21.29
21	1:19.60	1:18.27								

---

**98 Nick MATTHEWS**

Lap	1	2	3	4	5	6	7	8	9	10
1	1:26.07	1:19.42	1:17.57	1:18.49	1:17.58	1:19.25	1:17.58	1:17.70	1:16.06	1:17.05
11	1:16.88	1:15.92	1:18.53	1:17.83	1:22.93	2:46.02	1:20.12	1:19.24	1:20.67	1:17.35
21	1:17.74	1:16.78								

---

**121 Glynn ALLEN**

Lap	1	2	3	4	5	6	7	8	9	10
1	1:34.29	1:23.39	1:19.46	1:18.39	1:19.65	1:19.92	1:19.25	1:18.75	1:17.60	1:17.61
11	1:18.21	1:17.17	1:24.46	2:51.66	1:19.42	1:19.37	1:18.22	1:17.86	1:18.96	1:22.35
21	1:18.65	1:17.68								

---

**125 Robert CLARKE**

Lap	1	2	3	4	5	6	7	8	9	10
1	1:31.44	1:23.75	1:24.18	1:23.84	1:22.29	1:23.81	1:23.86	1:29.96	2:30.99	1:22.38
11	1:22.86	1:24.80	1:22.62	1:22.72	1:24.23	1:22.84	1:26.57	1:25.29	1:24.01	1:21.97
21	1:23.36									

---

**155 Graham ROBSON**

Lap	1	2	3	4	5	6	7	8	9	10
1	1:31.48	1:20.56	1:18.58	1:19.78	1:19.34	1:19.87	1:18.86	1:18.35	1:18.01	1:18.26
11	1:21.27	1:18.53	1:19.80	1:28.98	2:18.06	1:27.90	1:25.93	1:23.72	1:23.05	1:25.37
21	1:21.37	1:22.35								

---

**234 Christopher SCHOLEY**

Lap	1	2	3	4	5	6	7	8	9	10
1	1:21.30	1:18.70	1:17.19	1:16.70	1:16.67	1:16.70	1:16.87	1:17.07	1:23.74	2:41.84
11	1:17.13	1:16.95	1:16.69	1:16.45	1:15.87	1:17.32	1:17.58	1:21.11	1:17.52	1:17.26
21	1:16.70	1:16.36	1:16.64							

# Lap Chart

## THE GEORGE ABECASSIS TROPHY RACE (FISCAR) - RACE 5

Lap 1		Lap 2		Lap 3		Lap 4		Lap 5		Lap 6		Lap 7		Lap 8		Lap 9		Lap 10	
No	Time	No	Time	No	Time	No	Time	No	Time	No	Time	No	Time	No	Time	No	Time	No	Time
28	1:15.52	28	2:29.09	28	3:41.25	28	4:53.43	28	6:05.74	28	7:18.32	28	8:33.01	28	9:47.33	28	10:59.56	28	12:11.60
29	1:17.36	29	2:32.32	29	3:46.97	5	5:02.57	5	6:16.25	11	7:19.55 *1	30	8:35.84 *1	35	9:48.32 *1	57	11:05.18 *1	52	12:26.68
55	1:18.03	55	2:33.23	55	3:47.42	29	5:04.02	55	6:19.16	5	7:32.13	5	8:47.86	24	9:52.82 *1	35	11:10.05 *1	57	12:26.81 *1
5	1:18.73	5	2:33.40	5	3:47.64	55	5:04.30	29	6:20.29	55	7:33.81	52	8:47.99	125	9:53.17 *1	52	11:13.23	5	12:30.40
16	1:19.46	16	2:34.87	20	3:49.93	20	5:04.87	52	6:20.54	52	7:34.27	55	8:48.74	18	9:54.04 *1	24	11:14.20 *1	55	12:31.78
20	1:20.11	20	2:35.50	16	3:49.96	16	5:05.32	20	6:20.85	29	7:36.83	11	8:49.52 *1	30	9:59.68 *1	5	11:15.98	35	12:32.00 *1
234	1:21.30	56	2:39.46	52	3:54.28	52	5:07.30	16	6:21.39	20	7:37.88	29	8:51.77	52	10:00.52	55	11:16.85	18	12:40.21 *1
56	1:21.47	234	2:40.00	56	3:56.14	56	5:13.01	56	6:28.55	16	7:38.75	20	8:52.41	5	10:01.72	18	11:17.86 *1	16	12:42.77
36	1:23.24	52	2:40.71	234	3:57.19	234	5:13.89	234	6:30.56	56	7:44.74	16	8:54.30	55	10:02.88	20	11:22.81	24	12:43.03 *1
98	1:26.07	36	2:41.58	36	3:59.81	36	5:17.69	36	6:35.38	234	7:47.26	56	9:03.15	20	10:08.06	125	11:23.13 *1	20	12:44.53
8	1:26.08	8	2:44.61	8	4:02.39	8	5:20.50	8	6:38.85	36	7:55.11	234	9:04.13	29	10:08.50	29	11:26.37	30	12:51.14 *1
52	1:26.32	98	2:45.49	98	4:03.06	98	5:21.55	98	6:39.13	8	7:57.74	36	9:13.07	16	10:11.89	30	11:26.71 *1	98	13:06.77
27	1:27.23	27	2:47.40	27	4:05.60	27	5:23.75	27	6:41.63	98	7:58.38	8	9:15.74	11	10:17.18 *1	16	11:27.57	36	13:11.63
25	1:29.39	25	2:48.46	25	4:07.85	33	5:28.16	33	6:46.28	27	8:01.55	98	9:15.96	56	10:20.58	56	11:42.50	8	13:13.52
33	1:29.88	33	2:49.34	33	4:08.24	25	5:28.43	88	6:47.81	33	8:03.99	27	9:20.13	234	10:21.20	234	11:44.94	27	13:16.61
88	1:30.55	88	2:49.95	88	4:08.78	88	5:28.50	155	6:49.74	88	8:07.59	33	9:22.45	36	10:31.00	36	11:48.89	155	13:23.09
125	1:31.44	155	2:52.04	155	4:10.62	155	5:30.40	121	6:55.18	155	8:09.61	88	9:26.28	98	10:33.66	98	11:49.72		
155	1:31.48	125	2:55.19	121	4:17.14	121	5:35.53	57	7:00.89	121	8:15.10	155	9:28.47	8	10:35.85	11	11:51.28 *1		
57	1:32.47	57	2:55.24	57	4:18.11	57	5:39.13	35	7:04.07	57	8:22.02	121	9:34.35	27	10:38.94	8	11:55.15		
30	1:33.29	30	2:56.62	125	4:19.37	35	5:42.73	125	7:05.50	35	8:26.10	57	9:43.53	88	10:45.37	27	11:58.18		
35	1:34.18	121	2:57.68	35	4:20.74	125	5:43.21	24	7:06.36	125	8:29.31			155	10:46.82	155	12:04.83		
121	1:34.29	35	2:58.20	30	4:22.09	24	5:44.01	18	7:07.81	24	8:29.93			33	10:50.57	121	12:10.70		
24	1:34.45	24	2:58.35	24	4:22.25	18	5:45.83	30	7:11.05	18	8:30.80			121	10:53.10	88	12:11.57		
18	1:35.47	18	3:00.18	18	4:22.76	30	5:47.50	25	7:13.80										
11	1:37.43	11	3:02.87	11	4:27.40	11	5:52.71												

# Lap Chart

## THE GEORGE ABECASSIS TROPHY RACE (FISCAR) - RACE 5

Lap 11		Lap 12		Lap 13		Lap 14		Lap 15		Lap 16		Lap 17		Lap 18		Lap 19		Lap 20	
No	Time	No	Time	No	Time	No	Time	No	Time	No	Time	No	Time	No	Time	No	Time	No	Time
28	13:23.88	28	14:37.18	28	15:48.88	28	17:01.22	28	18:18.15	28	21:00.65	28	22:22.94	28	23:43.87	20	25:01.16	20	26:16.87
121	13:28.31 *1	8	14:43.30 *1	30	15:50.51 *2	36	17:07.24 *2	88	18:20.53 *2	88	21:01.07 *1	36	22:23.41 *1	20	23:44.26	52	25:01.24	52	26:19.20
52	13:39.80	155	14:44.36 *1	27	15:52.76 *1	27	17:12.88 *1	25	18:21.03 *8	36	21:01.43 *1	88	22:24.14 *1	98	23:45.00 *1	36	25:01.92 *1	36	26:21.72 *1
33	13:41.03 *2	121	14:46.52 *1	155	16:02.89 *1	155	17:22.69 *1	36	18:24.86 *2	155	21:09.73 *1	98	22:24.88 *1	88	23:45.97 *1	125	25:03.14 *2	5	26:22.27
5	13:44.55	11	14:49.20 *3	121	16:03.69 *1	20	17:24.58 *1	20	18:39.83 *1	20	21:10.02	20	22:25.17	52	23:46.53	28	25:03.56	30	26:24.55 *3
55	13:45.97	52	14:52.65	52	16:05.58	52	17:24.98	30	18:49.34 *3	27	21:16.00 *1	52	22:33.87	5	23:49.82	98	25:04.24 *1	28	26:24.76
57	13:48.36 *1	20	14:54.24 *1	20	16:09.54 *1	121	17:28.15 *1	5	18:50.10 *1	52	21:17.81	5	22:35.27	55	23:55.07	5	25:05.08	98	26:24.91 *1
125	13:54.12 *2	5	14:59.38	11	16:14.25 *3	55	17:32.75	155	18:51.67 *1	5	21:18.74	27	22:37.14 *1	27	23:55.76 *1	88	25:05.72 *1	55	26:25.13
16	13:58.27	33	15:00.00 *2	55	16:14.62	33	17:39.14 *2	33	18:57.16 *2	55	21:25.02	155	22:37.63 *1	155	24:03.56 *1	55	25:09.19	125	26:28.43 *2
35	14:03.48 *1	55	15:00.20	33	16:18.85 *2	11	17:39.80 *3	8	19:04.02 *3	33	21:32.81 *1	55	22:39.01	56	24:03.57	27	25:14.25 *1	88	26:28.70 *1
29	14:07.61 *1	57	15:14.51 *1	5	16:22.31	29	17:50.67 *1	29	19:05.16 *1	29	21:35.93	57	22:46.68 *3	29	24:06.64	56	25:15.84	56	26:29.02
18	14:11.98 *1	125	15:16.50 *2	35	16:23.67 *2	18	17:52.80 *2	11	19:05.50 *3	35	21:37.27 *3	33	22:50.88 *1	57	24:08.39 *3	29	25:21.22	27	26:34.90 *1
30	14:17.30 *1	16	15:17.48	18	16:30.56 *2	35	17:57.82 *2	56	19:12.61 *1	56	21:38.09	56	22:51.20	33	24:08.82 *1	155	25:27.28 *1	29	26:35.97
56	14:21.31 *1	29	15:21.91 *1	29	16:36.13 *1	56	18:00.29 *1	18	19:14.43 *2	121	21:39.23 *1	29	22:51.39	16	24:16.55	33	25:28.98 *1	16	26:49.55
98	14:23.65	24	15:30.01 *2	125	16:39.36 *2	16	18:01.22 *1	16	19:15.51 *1	8	21:43.62 *2	121	22:58.60 *1	121	24:16.82 *1	57	25:29.20 *3	155	26:50.33 *1
88	14:24.89 *1	56	15:33.21 *1	56	16:47.70 *1	125	18:04.16 *2	125	19:26.78 *2	16	21:46.31	16	23:02.39	8	24:21.97 *2	16	25:30.89	33	26:50.81 *1
234	14:26.78 *1	98	15:39.57	24	16:51.55 *2	24	18:12.96 *2	234	19:34.00 *1	30	21:52.33 *2	8	23:02.99 *2	35	24:31.38 *3	121	25:34.68 *1	57	26:52.34 *3
27	14:34.84	88	15:42.25 *1	98	16:58.10	98	18:15.93	24	19:34.38 *2	11	21:53.04 *2	35	23:03.09 *3	234	24:45.88	8	25:42.15 *2	121	26:53.64 *1
		234	15:43.91 *1	25	16:59.83 *7	234	18:17.55 *1	98	19:38.86	18	21:58.88 *1	30	23:24.24 *2	11	24:48.16 *2	234	26:03.40	8	27:03.15 *2
		36	15:48.13 *1	234	17:00.86 *1	57	18:17.69 *2	88	19:39.27 *1	234	22:07.19	11	23:24.40 *2	18	24:49.41 *1	35	26:10.11 *3	234	27:20.66
				88	17:01.09 *1			36	19:43.19 *1	125	22:13.73 *1	18	23:24.46 *1	30	24:53.77 *2	11	26:11.09 *2	11	27:34.67 *2
								20	19:54.63			234	23:24.77			18	26:11.83 *1		
								25	19:57.86 *7			125	23:36.57 *1						
								27	19:57.96 *1			36	23:42.75						
								5	20:04.22										
								57	20:05.15 *2										
								52	20:05.28										
								55	20:11.22										
								33	20:14.74 *1										
								121	20:19.81 *1										
								29	20:20.15										
								30	20:20.41 *2										
								8	20:24.01 *2										
								56	20:25.17										
								11	20:28.61 *2										
								16	20:30.28										
								18	20:36.60 *1										
								125	20:49.50 *1										
								234	20:49.87										



# Lap Chart

## THE GEORGE ABECASSIS TROPHY RACE (FISCAR) - RACE 5

Lap 21		Lap 22		Lap 23		Lap 24		Lap 25		Lap 26		Lap 27		Lap 28		Lap 29		Lap 30	
No	Time	No	Time	No	Time	No	Time	No	Time	No	Time	No	Time	No	Time	No	Time	No	Time
52	27:35.04	52	28:49.83	52	30:03.19														
20	27:35.17	20	28:51.01	20	30:05.71														
18	27:35.86 *2	11	28:56.44 *3	55	30:10.46														
5	27:38.76	55	28:56.75	56	30:11.05														
55	27:40.23	56	28:58.36	36	30:16.01 *1														
36	27:40.86 *1	18	28:58.44 *2	98	30:16.78 *1														
98	27:42.26 *1	36	28:59.05 *1	11	30:18.98 *3														
56	27:44.64	98	29:00.00 *1	18	30:20.41 *2														
28	27:45.64	28	29:06.17	29	30:20.68														
88	27:49.99 *1	29	29:07.13	28	30:23.08														
125	27:52.44 *2	88	29:09.59 *1	88	30:27.86 *1														
29	27:53.15	125	29:14.41 *2	27	30:35.07 *1														
30	27:56.70 *3	27	29:17.43 *1	16	30:35.15														
27	27:57.63 *1	16	29:20.32	125	30:37.77 *2														
16	28:05.80	5	29:24.29	33	30:45.70 *1														
33	28:09.97 *1	30	29:27.80 *3	121	30:52.32 *1														
155	28:15.70 *1	33	29:27.92 *1	155	30:59.42 *1														
57	28:15.82 *3	121	29:34.64 *1	57	30:59.96 *3														
121	28:15.99 *1	155	29:37.07 *1	30	31:00.13 *3														
8	28:24.92 *2	57	29:37.71 *3	234	31:10.36														
234	28:37.36	8	29:45.26 *2	8	31:10.36 *2														
		234	29:53.72																



## The Vintage Sports-Car Club

### RACE 6 – HANDICAP RACE FOR PRE-WAR CARS (VSCC SET 6)

#### RESULT

Pl	No	Cl	Name	Car	Laps	Time	Behind	MPH	Best Lap	MPH
1	137		William ELBOURN	Riley 12/4 Special	5	9:04.02		63.58	1:28.07	5 67.00
2	185		Mike PAINTER	MG Kayne	5	9:10.41	6.39	68.03	1:21.65	3 72.26
3	138		Guy NORTHAM	Bentley 4½ Litre	5	9:14.00	9.98	59.12	1:37.56	5 60.48
4	114		David ASPLIN	Austin 7 Ulster Replica	5	9:14.42	10.40	57.91	1:37.09	5 60.77
5	123		Adam GENTILLI	Frazer Nash TT Replica	5	9:14.60	10.58	60.88	1:31.75	5 64.31
6	120		William ELBOURN	Bentley Le Mans	5	9:18.42	14.40	59.79	1:32.58	5 63.73
7	118		Steve ALLEN	Bentley 4¼ Litre	5	9:18.60	14.58	60.38	1:32.60	5 63.72
8	40		Simon KING	Morgan 4/4 Le Mans	5	9:18.64	14.62	58.58	1:37.26	5 60.67
9	27		Chloe MASON	Aston Martin Ulster LMI8	5	9:18.85	14.83	61.61	1:30.81	4 64.98
10	129		Leonard LORD	Riley Falcon	5	9:22.69	18.67	58.11	1:38.61	3 59.84
11	124		Richard TYZACK	Lea Francis G Type	5	9:23.58	19.56	59.17	1:32.77	2 63.60
12	169		David DANIELS	Riley Grebe Replica	5	9:23.85	19.83	60.97	1:32.50	5 63.79
13	135		Tim WADSWORTH	Lagonda 2 Ltr L/C Tourer	5	9:25.98	21.96	57.74	1:40.20	4 58.89
14	147		Vivian BUSH	Bentley 3 Litre	5	9:27.25	23.23	56.49	1:41.59	2 58.08
15	82		Geoffrey DELANEY	Lea-Francis Hyper	5	9:27.46	23.44	58.72	1:38.33	2 60.01
16	128		Mark DOLTON	MG PB	5	9:38.20	34.18	57.49	1:35.36	3 61.88
17	149		David COOKSEY	Bean 12/4 Special	5	9:42.90	38.88	50.61	1:52.27	5 52.56
18	153		Anne BOURSOT	MG PA	5	9:44.80	40.78	52.23	1:50.16	5 53.56
19	151		Chris CADMAN	MG Monthery Midget	5	9:45.03	41.01	52.21	1:44.86	5 56.27
20	126		Alan HARPLEY	Avon/Alvis Special	5	9:45.37	41.35	55.63	1:40.99	4 58.43
21	146		Ian FYFE	Alvis 12/70 Special	5	9:45.44	41.42	54.59	1:46.41	5 55.45
22	95		Nick HAYWARD-COOK	Austin 7 Monoposto	5	9:48.20	44.18	62.31	1:29.60	4 65.85
23	119		Cyril HANCOCK	Fiat New Balilla	5	9:49.89	45.87	55.16	1:42.99	4 57.29
24	131		Oliver RICHARDSON	MG C Type Monthery	5	9:52.24	48.22	54.91	1:43.70	4 56.90
25	133		Michael ROGERS	Vauxhall 30/98	5	9:52.94	48.92	53.84	1:46.99	5 55.15
26	181		Roland WOODTLI	Riley 15/6 Special	5	9:54.43	50.41	54.69	1:44.92	4 56.24
27	154		Nigel WILLS	Talbot 90	5	10:30.19	1:26.17	48.35	1:56.26	5 50.75
28	172		Rudolf ERNST	Stutz Bearcat	5	10:49.89	1:45.87	48.77	1:55.02	5 51.30

#### Fastest Lap

185 Mike PAINTER MG Kayne 1:21.65 3 72.26

Cars 95, 128, 151 & 154 -- Time includes a jump start penalty

#### AWARDS

##### Race Winner

1st	137	William ELBOURN	Riley 12/4 Special
2 <sup>nd</sup>	185	Mike PAINTER	MG Kayne
3 <sup>rd</sup>	138	Guy NORTHAM	Bentley 4½ Litre
4 <sup>th</sup>	114	David ASPLIN	Austin 7 Ulster Replica

# RACE NUMBER 6: 5 LAPS

Drop Number	Grid Row	Cars are shown with their number of credit laps ie how many laps they will start with.				Secs
<b>8</b>	17		137			<b>1.20</b>
	16	27		169		
<b>7</b>	15		118		123	<b>1.10</b>
<b>6</b>	14	128		130		<b>1.05</b>
	13		120		124	
	12	82		132		
<b>5</b>	11		131		119	<b>0.55</b>
	10	126		129		
	9		181		40	
	8	135		138		
<b>4</b>	7		133		172	<b>0.45</b>
	6	147		94		
	5		146		114	
<b>3</b>	4	185 <small>-1</small>		193 <small>-1</small>		<b>0.30</b>
<b>2</b>	3		153		151	<b>0.20</b>
	2	95 <small>-1</small>		154		
<b>1</b>	1		149		186	<b>0.00</b>

## Front Of Grid

Cars 95, 185, 193 will race for 6 laps

Issue No

Signed

Handicapper

CoC

Time

# HANDICAP RACE FOR PRE-WAR CARS (VSCC SET 6)

## LAP TIMES - RACE 6

<b>27</b>	<b>Chloe MASON</b>										
<b>Lap</b>	<b>1</b>	<b>2</b>	<b>3</b>	<b>4</b>	<b>5</b>	<b>6</b>	<b>7</b>	<b>8</b>	<b>9</b>	<b>10</b>	
1	3:05.06	1:32.06	1:38.35	1:30.81	1:32.57						
<b>40</b>	<b>Simon KING</b>										
<b>Lap</b>	<b>1</b>	<b>2</b>	<b>3</b>	<b>4</b>	<b>5</b>	<b>6</b>	<b>7</b>	<b>8</b>	<b>9</b>	<b>10</b>	
1	2:45.12	1:39.26	1:38.84	1:38.16	1:37.26						
<b>82</b>	<b>Geoffrey DELANEY</b>										
<b>Lap</b>	<b>1</b>	<b>2</b>	<b>3</b>	<b>4</b>	<b>5</b>	<b>6</b>	<b>7</b>	<b>8</b>	<b>9</b>	<b>10</b>	
1	2:50.52	1:38.33	1:39.65	1:40.06	1:38.90						
<b>95</b>	<b>Nick HAYWARD-COOK</b>										
<b>Lap</b>	<b>1</b>	<b>2</b>	<b>3</b>	<b>4</b>	<b>5</b>	<b>6</b>	<b>7</b>	<b>8</b>	<b>9</b>	<b>10</b>	
1	1:30.85	1:31.76	1:29.60	1:33.98	1:31.69						
<b>114</b>	<b>David ASPLIN</b>										
<b>Lap</b>	<b>1</b>	<b>2</b>	<b>3</b>	<b>4</b>	<b>5</b>	<b>6</b>	<b>7</b>	<b>8</b>	<b>9</b>	<b>10</b>	
1	2:28.14	1:39.76	1:45.81	1:43.62	1:37.09						
<b>118</b>	<b>Steve ALLEN</b>										
<b>Lap</b>	<b>1</b>	<b>2</b>	<b>3</b>	<b>4</b>	<b>5</b>	<b>6</b>	<b>7</b>	<b>8</b>	<b>9</b>	<b>10</b>	
1	3:01.46	1:34.88	1:35.64	1:34.02	1:32.60						
<b>119</b>	<b>Cyril HANCOCK</b>										
<b>Lap</b>	<b>1</b>	<b>2</b>	<b>3</b>	<b>4</b>	<b>5</b>	<b>6</b>	<b>7</b>	<b>8</b>	<b>9</b>	<b>10</b>	
1	2:49.26	1:44.67	1:46.59	1:42.99	1:46.38						
<b>120</b>	<b>William ELBOURN</b>										
<b>Lap</b>	<b>1</b>	<b>2</b>	<b>3</b>	<b>4</b>	<b>5</b>	<b>6</b>	<b>7</b>	<b>8</b>	<b>9</b>	<b>10</b>	
1	3:02.05	1:33.13	1:36.16	1:34.50	1:32.58						
<b>123</b>	<b>Adam GENTILLI</b>										
<b>Lap</b>	<b>1</b>	<b>2</b>	<b>3</b>	<b>4</b>	<b>5</b>	<b>6</b>	<b>7</b>	<b>8</b>	<b>9</b>	<b>10</b>	
1	3:02.75	1:32.95	1:34.01	1:33.14	1:31.75						
<b>124</b>	<b>Richard TYZACK</b>										
<b>Lap</b>	<b>1</b>	<b>2</b>	<b>3</b>	<b>4</b>	<b>5</b>	<b>6</b>	<b>7</b>	<b>8</b>	<b>9</b>	<b>10</b>	
1	3:04.00	1:32.77	1:38.37	1:33.71	1:34.73						
<b>126</b>	<b>Alan HARPLEY</b>										
<b>Lap</b>	<b>1</b>	<b>2</b>	<b>3</b>	<b>4</b>	<b>5</b>	<b>6</b>	<b>7</b>	<b>8</b>	<b>9</b>	<b>10</b>	
1	2:50.21	1:44.46	1:46.10	1:40.99	1:43.61						
<b>128</b>	<b>Mark DOLTON</b>										
<b>Lap</b>	<b>1</b>	<b>2</b>	<b>3</b>	<b>4</b>	<b>5</b>	<b>6</b>	<b>7</b>	<b>8</b>	<b>9</b>	<b>10</b>	
1	2:53.24	1:38.47	1:35.36	1:35.70	1:35.43						
<b>129</b>	<b>Leonard LORD</b>										
<b>Lap</b>	<b>1</b>	<b>2</b>	<b>3</b>	<b>4</b>	<b>5</b>	<b>6</b>	<b>7</b>	<b>8</b>	<b>9</b>	<b>10</b>	
1	2:44.12	1:39.04	1:38.61	1:41.66	1:39.26						

<b>131</b>	<b>Oliver RICHARDSON</b>										
<b>Lap</b>	<b>1</b>	<b>2</b>	<b>3</b>	<b>4</b>	<b>5</b>	<b>6</b>	<b>7</b>	<b>8</b>	<b>9</b>	<b>10</b>	
1	2:47.63	1:45.81	1:49.43	1:43.70	1:45.67						
<b>133</b>	<b>Michael ROGERS</b>										
<b>Lap</b>	<b>1</b>	<b>2</b>	<b>3</b>	<b>4</b>	<b>5</b>	<b>6</b>	<b>7</b>	<b>8</b>	<b>9</b>	<b>10</b>	
1	2:40.21	1:49.76	1:47.79	1:48.19	1:46.99						
<b>135</b>	<b>Tim WADSWORTH</b>										
<b>Lap</b>	<b>1</b>	<b>2</b>	<b>3</b>	<b>4</b>	<b>5</b>	<b>6</b>	<b>7</b>	<b>8</b>	<b>9</b>	<b>10</b>	
1	2:42.29	1:41.63	1:41.60	1:40.20	1:40.26						
<b>137</b>	<b>William ELBOURN</b>										
<b>Lap</b>	<b>1</b>	<b>2</b>	<b>3</b>	<b>4</b>	<b>5</b>	<b>6</b>	<b>7</b>	<b>8</b>	<b>9</b>	<b>10</b>	
1	3:03.01	1:30.85	1:31.24	1:30.85	1:28.07						
<b>138</b>	<b>Guy NORTHAM</b>										
<b>Lap</b>	<b>1</b>	<b>2</b>	<b>3</b>	<b>4</b>	<b>5</b>	<b>6</b>	<b>7</b>	<b>8</b>	<b>9</b>	<b>10</b>	
1	2:40.98	1:37.69	1:38.31	1:39.46	1:37.56						
<b>146</b>	<b>Ian FYFE</b>										
<b>Lap</b>	<b>1</b>	<b>2</b>	<b>3</b>	<b>4</b>	<b>5</b>	<b>6</b>	<b>7</b>	<b>8</b>	<b>9</b>	<b>10</b>	
1	2:36.48	1:47.02	1:47.68	1:47.85	1:46.41						
<b>147</b>	<b>Vivian BUSH</b>										
<b>Lap</b>	<b>1</b>	<b>2</b>	<b>3</b>	<b>4</b>	<b>5</b>	<b>6</b>	<b>7</b>	<b>8</b>	<b>9</b>	<b>10</b>	
1	2:36.52	1:41.59	1:42.66	1:43.02	1:43.46						
<b>149</b>	<b>David COOKSEY</b>										
<b>Lap</b>	<b>1</b>	<b>2</b>	<b>3</b>	<b>4</b>	<b>5</b>	<b>6</b>	<b>7</b>	<b>8</b>	<b>9</b>	<b>10</b>	
1	2:02.76	1:55.07	1:57.26	1:55.54	1:52.27						
<b>151</b>	<b>Chris CADMAN</b>										
<b>Lap</b>	<b>1</b>	<b>2</b>	<b>3</b>	<b>4</b>	<b>5</b>	<b>6</b>	<b>7</b>	<b>8</b>	<b>9</b>	<b>10</b>	
1	2:17.59	1:47.50	1:48.06	1:47.02	1:44.86						
<b>153</b>	<b>Anne BOURSOT</b>										
<b>Lap</b>	<b>1</b>	<b>2</b>	<b>3</b>	<b>4</b>	<b>5</b>	<b>6</b>	<b>7</b>	<b>8</b>	<b>9</b>	<b>10</b>	
1	2:16.62	1:53.71	1:52.06	1:52.25	1:50.16						
<b>154</b>	<b>Nigel WILLS</b>										
<b>Lap</b>	<b>1</b>	<b>2</b>	<b>3</b>	<b>4</b>	<b>5</b>	<b>6</b>	<b>7</b>	<b>8</b>	<b>9</b>	<b>10</b>	
1	2:19.43	1:58.42	1:58.66	1:57.42	1:56.26						
<b>169</b>	<b>David DANIELS</b>										
<b>Lap</b>	<b>1</b>	<b>2</b>	<b>3</b>	<b>4</b>	<b>5</b>	<b>6</b>	<b>7</b>	<b>8</b>	<b>9</b>	<b>10</b>	
1	3:06.20	1:35.02	1:35.96	1:34.17	1:32.50						
<b>172</b>	<b>Rudolf ERNST</b>										
<b>Lap</b>	<b>1</b>	<b>2</b>	<b>3</b>	<b>4</b>	<b>5</b>	<b>6</b>	<b>7</b>	<b>8</b>	<b>9</b>	<b>10</b>	
1	3:01.53	2:00.06	1:58.07	1:55.21	1:55.02						
<b>181</b>	<b>Roland WOODTLI</b>										
<b>Lap</b>	<b>1</b>	<b>2</b>	<b>3</b>	<b>4</b>	<b>5</b>	<b>6</b>	<b>7</b>	<b>8</b>	<b>9</b>	<b>10</b>	
1	2:46.41	1:45.37	1:51.74	1:44.92	1:45.99						

---

**185 Mike PAINTER**

<b>Lap</b>	<b>1</b>	<b>2</b>	<b>3</b>	<b>4</b>	<b>5</b>	<b>6</b>	<b>7</b>	<b>8</b>	<b>9</b>	<b>10</b>
1	1:23.41	1:21.65	1:30.40	1:29.65	1:27.17					

# Lap Chart

## HANDICAP RACE FOR PRE-WAR CARS (VSCC SET 6) - RACE 6

Lap 1		Lap 2		Lap 3		Lap 4		Lap 5		Lap 6		Lap 7		Lap 8		Lap 9		Lap 10	
No	Time	No	Time	No	Time	No	Time	No	Time	No	Time	No	Time	No	Time	No	Time	No	Time
149	2:02.76	149	3:57.83	151	5:53.15	137	7:35.95	137	9:04.02										
153	2:16.62	151	4:05.09	114	5:53.71	138	7:36.44	185	9:10.41										
151	2:17.59	114	4:07.90	149	5:55.09	114	7:37.33	138	9:14.00										
154	2:19.43	153	4:10.33	138	5:56.98	151	7:40.17	114	9:14.42										
114	2:28.14	154	4:17.85	147	6:00.77	40	7:41.38	123	9:14.60										
146	2:36.48	147	4:18.11	129	6:01.77	128	7:42.77	120	9:18.42										
147	2:36.52	138	4:18.67	153	6:02.39	123	7:42.85	118	9:18.60										
133	2:40.21	129	4:23.16	40	6:03.22	185	7:43.24	40	9:18.64										
138	2:40.98	146	4:23.50	137	6:05.10	129	7:43.43	27	9:18.85										
135	2:42.29	135	4:23.92	135	6:05.52	147	7:43.79	129	9:22.69										
129	2:44.12	40	4:24.38	128	6:07.07	135	7:45.72	124	9:23.58										
40	2:45.12	82	4:28.85	82	6:08.50	120	7:45.84	169	9:23.85										
181	2:46.41	133	4:29.97	123	6:09.71	118	7:46.00	135	9:25.98										
131	2:47.63	128	4:31.71	146	6:11.18	27	7:46.28	147	9:27.25										
119	2:49.26	181	4:31.78	120	6:11.34	82	7:48.56	82	9:27.46										
126	2:50.21	131	4:33.44	118	6:11.98	124	7:48.85	128	9:38.20										
82	2:50.52	137	4:33.86	185	6:13.59	149	7:50.63	149	9:42.90										
128	2:53.24	119	4:33.93	124	6:15.14	169	7:51.35	153	9:44.80										
118	3:01.46	126	4:34.67	27	6:15.47	153	7:54.64	151	9:45.03										
172	3:01.53	120	4:35.18	154	6:16.51	95	7:56.51	126	9:45.37										
120	3:02.05	123	4:35.70	169	6:17.18	146	7:59.03	146	9:45.44										
123	3:02.75	118	4:36.34	133	6:17.76	126	8:01.76	95	9:48.20										
137	3:03.01	124	4:36.77	119	6:20.52	119	8:03.51	119	9:49.89										
124	3:04.00	27	4:37.12	126	6:20.77	133	8:05.95	131	9:52.24										
27	3:05.06	169	4:41.22	95	6:22.53	131	8:06.57	133	9:52.94										
169	3:06.20	185	4:43.19	131	6:22.87	181	8:08.44	181	9:54.43										
95	3:21.17	95	4:52.93	181	6:23.52	154	8:13.93	154	10:30.19										
185	3:21.54	172	5:01.59	172	6:59.66	172	8:54.87	172	10:49.89										



## The Vintage Sports-Car Club

### RACE 7 – GP ITALIA & LANCHESTER TROPHIES RACE FOR VINTAGE RACING CARS (VSCC SET 1)

#### RESULT

Pl	No	Cl	Name	Car	Laps	Time	Behind	MPH	Best Lap	MPH	Handicap
1	91		Charles GILLETT	Frazer Nash Super Sports	10	12:58.12		75.83	1:16.81	3	76.82
2	32		Dougal CAWLEY	GN/Ford Piglet	10	13:00.14	2.02	75.63	1:16.51	5	77.12
3	29		Gary CAROLINE	Morgan Super Aero	10	13:23.18	25.06	73.46	1:17.56	5	76.08
4	100		Christopher WILLIAMS	Napier Bentley	10	13:28.26	30.14	73.00	1:18.79	2	74.89 20.36
5	42		Chris HUDSON	Bugatti T35B	10	13:40.58	42.46	71.91	1:19.67	10	74.06 23.88
6	89		Clive MORLEY	Bentley 3/4½ Litre	10	13:41.95	43.83	71.79	1:20.28	9	73.50 19.15
7	50		Alex PEACOP	Frazer Nash AC	10	14:04.36	1:06.24	69.88	1:23.14	4	70.97 12.96 *
8	58		Ralf EMMERLING	Riley Brooklands	9	13:29.58	1 Lap	65.59	1:28.22	2	66.88 15.60
9	142		Mark ELDER	Austin Sports Special	9	13:52.74	1 Lap	63.77	1:29.59	4	65.86 26.43

#### Not-Classified

71	Duncan WOOD	Morgan Super Aero	8	10:26.78	DNF	75.31	1:16.93	5	76.70
156	Peter WILSON	Brasier Voiture de Course	7	12:45.57	DNF	53.95	1:42.53	5	57.55
30	Sue DARBYSHIRE	Morgan Super Aero	2	3:07.81	DNF	62.83	1:40.37	2	58.79
23	Iain STEWART	Morgan Super Aero	2	3:07.92	DNF	62.80	1:39.79	2	59.13

#### Fastest Lap

32	Dougal CAWLEY	GN/Ford Piglet					1:16.51	5	77.12
----	---------------	----------------	--	--	--	--	---------	---	-------

#### AWARDS

##### Race Winner, Winner of the GP Itala Trophy & 1<sup>st</sup> Car 1101-1500cc

91	Charles GILLETT	Frazer Nash Super Sports	
2 <sup>nd</sup>	32	Dougal CAWLEY	GN/Ford Piglet
3 <sup>rd</sup>	29	Gary CAROLINE	Morgan Super Aero

##### Other Capacity Class Winners

58	Ralf EMMERLING	Riley Brooklands
----	----------------	------------------

##### First VSCC 'Standard' Car

42	Chris HUDSON	Bugatti T35B
----	--------------	--------------

##### First on Handicap

50	Alex PEACOP	Frazer Nash AC
----	-------------	----------------

SPONSORED BY

# Bonhams



# RACE GRID

## GP ITALIA & LANCHESTER TROPHIES RACE (VSCC SET 1)

### RACE 7

ROW 10		
ROW 9		<b>64</b> Will TOMKINS
ROW 8	<b>156</b> 01:48.000 Peter WILSON	<b>142</b> 01:32.230 Mark ELDER
ROW 7	<b>92</b> 01:32.000 Nick HAYWARD-COOK	<b>58</b> 01:27.360 Ralf EMMERLING
ROW 6	<b>196</b> 01:22.350 James MORLEY	<b>23</b> 01:22.110 Iain STEWART
ROW 5	<b>100</b> 01:21.820 Christopher WILLIAMS	<b>50</b> 01:21.690 Alex PEACOP
ROW 4	<b>89</b> 01:21.310 Clive MORLEY	<b>48</b> 01:19.350 Martin HALUSA
ROW 3	<b>42</b> 01:19.150 Chris HUDSON	<b>32</b> 01:18.940 Dougal CAWLEY
ROW 2	<b>29</b> 01:18.510 Gary CAROLINE	<b>30</b> 01:18.510 Sue DARBYSHIRE
ROW 1	<b>71</b> 01:18.120 Duncan WOOD	<b>91</b> 01:15.570 Charles GILLETT

POLE

# GP ITALIA & LANCHESTER TROPHIES RACE (VSCC SET 1)

## LAP TIMES - RACE 7

<b>23</b>	<b>Iain STEWART</b>										
<b>Lap</b>	<b>1</b>	<b>2</b>	<b>3</b>	<b>4</b>	<b>5</b>	<b>6</b>	<b>7</b>	<b>8</b>	<b>9</b>	<b>10</b>	
1	1:28.13	1:39.79									
<b>29</b>	<b>Gary CAROLINE</b>										
<b>Lap</b>	<b>1</b>	<b>2</b>	<b>3</b>	<b>4</b>	<b>5</b>	<b>6</b>	<b>7</b>	<b>8</b>	<b>9</b>	<b>10</b>	
1	1:22.81	1:18.20	1:18.35	1:18.96	1:17.56	1:19.03	1:19.30	1:20.85	1:21.72	1:26.40	
<b>30</b>	<b>Sue DARBYSHIRE</b>										
<b>Lap</b>	<b>1</b>	<b>2</b>	<b>3</b>	<b>4</b>	<b>5</b>	<b>6</b>	<b>7</b>	<b>8</b>	<b>9</b>	<b>10</b>	
1	1:27.44	1:40.37									
<b>32</b>	<b>Dougal CAWLEY</b>										
<b>Lap</b>	<b>1</b>	<b>2</b>	<b>3</b>	<b>4</b>	<b>5</b>	<b>6</b>	<b>7</b>	<b>8</b>	<b>9</b>	<b>10</b>	
1	1:21.63	1:18.08	1:18.91	1:17.41	1:16.51	1:17.02	1:18.13	1:17.61	1:17.22	1:17.62	
<b>42</b>	<b>Chris HUDSON</b>										
<b>Lap</b>	<b>1</b>	<b>2</b>	<b>3</b>	<b>4</b>	<b>5</b>	<b>6</b>	<b>7</b>	<b>8</b>	<b>9</b>	<b>10</b>	
1	1:37.28	1:20.95	1:20.16	1:20.62	1:20.17	1:20.28	1:20.17	1:20.40	1:20.88	1:19.67	
<b>50</b>	<b>Alex PEACOP</b>										
<b>Lap</b>	<b>1</b>	<b>2</b>	<b>3</b>	<b>4</b>	<b>5</b>	<b>6</b>	<b>7</b>	<b>8</b>	<b>9</b>	<b>10</b>	
1	1:28.60	1:23.57	1:23.52	1:23.14	1:24.04	1:23.47	1:24.19	1:23.78	1:25.10	1:24.95	
<b>58</b>	<b>Ralf EMMERLING</b>										
<b>Lap</b>	<b>1</b>	<b>2</b>	<b>3</b>	<b>4</b>	<b>5</b>	<b>6</b>	<b>7</b>	<b>8</b>	<b>9</b>	<b>10</b>	
1	1:33.60	1:28.22	1:29.34	1:29.25	1:29.38	1:30.32	1:30.03	1:30.00	1:29.44		
<b>71</b>	<b>Duncan WOOD</b>										
<b>Lap</b>	<b>1</b>	<b>2</b>	<b>3</b>	<b>4</b>	<b>5</b>	<b>6</b>	<b>7</b>	<b>8</b>	<b>9</b>	<b>10</b>	
1	1:22.09	1:18.24	1:18.08	1:17.95	1:16.93	1:17.42	1:18.42	1:17.65			
<b>89</b>	<b>Clive MORLEY</b>										
<b>Lap</b>	<b>1</b>	<b>2</b>	<b>3</b>	<b>4</b>	<b>5</b>	<b>6</b>	<b>7</b>	<b>8</b>	<b>9</b>	<b>10</b>	
1	1:28.31	1:21.28	1:21.82	1:22.43	1:22.55	1:22.85	1:21.78	1:20.32	1:20.28	1:20.33	
<b>91</b>	<b>Charles GILLETT</b>										
<b>Lap</b>	<b>1</b>	<b>2</b>	<b>3</b>	<b>4</b>	<b>5</b>	<b>6</b>	<b>7</b>	<b>8</b>	<b>9</b>	<b>10</b>	
1	1:19.92	1:17.35	1:16.81	1:17.10	1:17.22	1:17.93	1:17.61	1:18.22	1:18.16	1:17.80	
<b>100</b>	<b>Christopher WILLIAMS</b>										
<b>Lap</b>	<b>1</b>	<b>2</b>	<b>3</b>	<b>4</b>	<b>5</b>	<b>6</b>	<b>7</b>	<b>8</b>	<b>9</b>	<b>10</b>	
1	1:25.90	1:18.79	1:19.47	1:19.79	1:19.44	1:21.00	1:19.72	1:20.38	1:21.89	1:21.88	
<b>142</b>	<b>Mark ELDER</b>										
<b>Lap</b>	<b>1</b>	<b>2</b>	<b>3</b>	<b>4</b>	<b>5</b>	<b>6</b>	<b>7</b>	<b>8</b>	<b>9</b>	<b>10</b>	
1	1:39.95	1:36.59	1:31.31	1:29.59	1:30.57	1:30.63	1:31.25	1:31.75	1:31.10		
<b>156</b>	<b>Peter WILSON</b>										
<b>Lap</b>	<b>1</b>	<b>2</b>	<b>3</b>	<b>4</b>	<b>5</b>	<b>6</b>	<b>7</b>	<b>8</b>	<b>9</b>	<b>10</b>	
1	1:51.16	1:45.80	1:49.81	1:45.97	1:42.53	1:43.72	2:06.58				

# Lap Chart

## GP ITALIA & LANCHESTER TROPHIES RACE (VSCC SET 1) - RACE 7

Lap 1		Lap 2		Lap 3		Lap 4		Lap 5		Lap 6		Lap 7		Lap 8		Lap 9		Lap 10	
No	Time	No	Time	No	Time	No	Time	No	Time	No	Time	No	Time	No	Time	No	Time	No	Time
91	1:19.92	91	2:37.27	91	3:54.08	91	5:11.18	91	6:28.40	91	7:46.33	91	9:03.94	91	10:22.16	91	11:40.32	91	12:58.12
32	1:21.63	32	2:39.71	71	3:58.41	32	5:16.03	32	6:32.54	142	7:48.01 *1	32	9:07.69	32	10:25.30	32	11:42.52	32	13:00.14
71	1:22.09	71	2:40.33	32	3:58.62	71	5:16.36	71	6:33.29	32	7:49.56	71	9:09.13	71	10:26.78	29	11:56.78	29	13:23.18
29	1:22.81	29	2:41.01	29	3:59.36	29	5:18.32	29	6:35.88	71	7:50.71	29	9:14.21	58	10:30.14 *1	58	12:00.14 *1	100	13:28.26
100	1:25.90	100	2:44.69	100	4:04.16	100	5:23.95	100	6:43.39	29	7:54.91	142	9:18.64 *1	29	10:35.06	100	12:06.38	58	13:29.58 *1
30	1:27.44	89	2:49.59	89	4:11.41	156	5:26.77 *1	89	6:56.39	100	8:04.39	100	9:24.11	156	10:38.99 *2	42	12:20.91	42	13:40.58
23	1:28.13	50	2:52.17	50	4:15.69	89	5:33.84	42	6:59.18	89	8:19.24	42	9:39.63	100	10:44.49	89	12:21.62	89	13:41.95
89	1:28.31	42	2:58.23	42	4:18.39	50	5:38.83	50	7:02.87	42	8:19.46	89	9:41.02	142	10:49.89 *1	142	12:21.64 *1	142	13:52.74 *1
50	1:28.60	58	3:01.82	58	4:31.16	42	5:39.01	156	7:12.74 *1	50	8:26.34	50	9:50.53	42	11:00.03	50	12:39.41	50	14:04.36
58	1:33.60	30	3:07.81	142	4:47.85	58	6:00.41	58	7:29.79	156	8:55.27 *1	89	11:01.34	156	12:45.57 *2				
42	1:37.28	23	3:07.92			142	6:17.44			58	9:00.11			50	11:14.31				
142	1:39.95	142	3:16.54																
156	1:51.16	156	3:36.96																



## The Vintage Sports-Car Club

### RACE 8 – THE PATRICK LINDSAY MEMORIAL & AMSCHEL ROTHSCHILD TROPHIES RACE FOR PRE-1961 RACING CARS (VSCC SET 2)

#### RESULT

Pl	No	Cl	Name	Car	Laps	Time	Behind	MPH	Best Lap	MPH	Handicap
1	3	Po	Frederick HARPER	Kurtis Indy-Roadster	14	16:08.23		85.32	1:07.63	6	87.25
2	6	Po	Marshall BAILEY	Lotus 16	14	16:09.72	1.49	85.19	1:07.86	5	86.95
3	2	Po	Michael STEELE	Connaught C Type	14	16:12.03	3.80	84.98	1:08.05	14	86.71
4	22	Po	Simon DIFFEY	Connaught B Type	14	16:12.76	4.53	84.92	1:08.12	5	86.62 19.08
5	4	Po	Eddie McGUIRE	Cooper Bristol	14	16:48.44	40.21	81.91	1:10.66	13	83.50 19.20
6	108	Pr	Duncan RICKETTS	Alta 2 Litre	14	17:11.83	1:03.60	80.06	1:12.16	5	81.77 21.59
7	244	Po	Alexander BOSWELL	Ferrari 500/625A	14	17:12.16	1:03.93	80.03	1:11.88	8	82.09 25.84
8	14	Inv	Crispian BESLEY	Elva 100 FJ	14	17:16.40	1:08.17	79.70	1:12.09	9	81.85 27.14
9	17	Inv	Tania PILKINGTON	Cooper T43	14	17:16.48	1:08.25	79.70	1:12.04	13	81.90 27.92
10	21	Pr	Eddie GIBBS	Frazer Nash Single Seater	14	17:22.19	1:13.96	79.26	1:12.68	5	81.18 24.67
11	211	Inv	Peter MULLEN	Osca FJ	13	16:18.86	1 Lap	78.36	1:13.84	3	79.91 18.94
12	18	Pr	Tim GREENHILL	Wolseley Hornet Special	13	16:26.02	1 Lap	77.79	1:14.55	6	79.15 16.87 *
13	34	Pr	Julian GRIMWADE	Frazer Nash Norris Special	13	16:41.08	1 Lap	76.62	1:14.94	2	78.73 26.86
14	201	Inv	Michael HIBBERD	Connaught B Type	13	17:07.78	1 Lap	74.63	1:16.81	3	76.82 29.25
15	143	Po	Jonathan HARMER	Cooper Bristol T23	12	16:09.28	2 Laps	73.05	1:17.96	9	75.68 33.76
16	266	Pr	Christian PEDERSEN	Austin 7 Special	12	16:19.06	2 Laps	72.32	1:18.18	9	75.47 40.90
17	10	Pr	Julian WILTON	ERA R7B	12	16:35.60	2 Laps	71.12	1:20.05	12	73.71 35.00
18	38	Po	Matt RICKETTS	Cooper T41	12	16:37.06	2 Laps	71.01	1:20.65	12	73.16 29.26
19	265	Pr	Gregan THRUSTON	Austin 7 Special	12	16:37.73	2 Laps	70.97	1:20.42	12	73.37 32.69

#### Not-Classified

19	Pr	Ian BAXTER	Alta 61 I.S. Single Seater	10	13:32.62	DNF	72.61	1:14.99	3	78.68
178	Po	Sidney HOOLE	Cooper T41	8	9:53.69	DNF	79.51	1:09.87	5	84.45
26	Pr	Pete CANDY	Riley Super Rat	7	9:19.99	DNF	73.76	1:14.72	5	78.97
77	Po	Geraint OWEN	Kurtis 500C	1	2:10.96	DNF				

#### Fastest Lap

3	Po	Frederick HARPER	Kurtis Indy-Roadster				1:07.63	6	87.25
108	Pr	Duncan RICKETTS	Alta 2 Litre				1:12.16	5	81.77
17	Inv	Tania PILKINGTON	Cooper T43				1:12.04	13	81.90

## AWARDS

### Race Winner & Winner of the Amschel Rothschild Trophy

	3 Po Frederick HARPER	Kurtis Indy-Roadster
2 <sup>nd</sup>	6 Po Marshall BAILEY	Lotus 16
3 <sup>rd</sup>	2 Po Michael STEELE	Connaught C Type

### Winner of the Patrick Lindsay Memorial Trophy

108 Pr	Duncan RICKETTS	Alta 2 Litre
--------	-----------------	--------------

### First Post-war F2 Car

4 Po	Eddie McGUIRE	Cooper Bristol
------	---------------	----------------

### First Un-supercharged Pre-war Car

34 Pr	Julian GRIMWADE	Frazer Nash Norris Special
-------	-----------------	----------------------------

### First on Handicap

18 Pr	Tim GREENHILL	Wolseley Hornet Special
-------	---------------	-------------------------

## SPONSORED BY





# RACE GRID



## PATRICK LINDSAY MEMORIAL & AMSCHEL ROTHSCHILD TROPHIES RACE

### RACE 8

ROW 14		
ROW 13	<b>55</b> 01:24.420 Paul BAKER	<b>10</b> 01:23.760 Julian WILTON
ROW 12	<b>266</b> 01:23.530 Christian PEDERSEN	<b>265</b> 01:21.670 Gegan THRUSTON
ROW 11	<b>19</b> 01:20.620 Ian BAXTER	<b>34</b> 01:19.280 Julian GRIMWADE
ROW 10	<b>201</b> 01:18.570 Michael HIBBERD	<b>38</b> 01:18.550 Matt RICKETTS
ROW 9	<b>143</b> 01:17.890 Jonathan HARMER	<b>26</b> 01:17.690 Pete CANDY
ROW 8	<b>3</b> 01:15.530 Frederick HARPER	<b>31</b> 01:15.520 Terry CRABB
ROW 7	<b>18</b> 01:14.290 Tim GREENHILL	<b>77</b> 01:14.160 Geraint OWEN
ROW 6	<b>211</b> 01:13.760 Peter MULLEN	<b>21</b> 01:13.330 Eddie GIBBS
ROW 5	<b>14</b> 01:13.090 Crispian BESLEY	<b>244</b> 01:12.690 Alexander BOSWELL
ROW 4	<b>108</b> 01:12.190 Duncan RICKETTS	<b>17</b> 01:12.020 Tania PILKINGTON
ROW 3	<b>178</b> 01:10.940 Sidney HOOLE	<b>4</b> 01:10.690 Eddie McGUIRE
ROW 2	<b>15</b> 01:09.050 Nicholas TOPLISS	<b>22</b> 01:08.360 Simon DIFFEY
ROW 1	<b>2</b> 01:08.050 Michael STEELE	<b>6</b> 01:07.450 Marshall BAILEY
		<b>POLE</b>



# PATRICK LINDSAY MEMORIAL & AMSCHEL ROTHSCHILD TROPHIES RACE

## LAP TIMES - RACE 8

---

### 2 Michael STEELE

Lap	1	2	3	4	5	6	7	8	9	10
1	1:14.46	1:09.83	1:09.27	1:08.99	1:09.49	1:10.20	1:08.60	1:08.67	1:10.42	1:08.33
11	1:08.26	1:08.78	1:08.68	1:08.05						

---

### 3 Frederick HARPER

Lap	1	2	3	4	5	6	7	8	9	10
1	1:18.35	1:07.85	1:08.40	1:08.64	1:07.78	1:07.63	1:08.18	1:08.78	1:09.39	1:08.38
11	1:08.43	1:08.29	1:08.18	1:09.95						

---

### 4 Eddie McGUIRE

Lap	1	2	3	4	5	6	7	8	9	10
1	1:18.19	1:12.19	1:11.69	1:11.91	1:11.19	1:11.76	1:11.91	1:12.94	1:11.63	1:11.07
11	1:10.91	1:11.65	1:10.66	1:10.74						

---

### 6 Marshall BAILEY

Lap	1	2	3	4	5	6	7	8	9	10
1	1:13.30	1:10.60	1:10.15	1:10.51	1:07.86	1:09.93	1:09.11	1:08.20	1:08.47	1:07.95
11	1:08.27	1:08.68	1:08.60	1:08.09						

---

### 10 Julian WILTON

Lap	1	2	3	4	5	6	7	8	9	10
1	1:29.37	1:20.19	1:22.63	1:21.40	1:27.89	1:24.90	1:21.61	1:21.98	1:22.15	1:22.66
11	1:20.77	1:20.05								

---

### 14 Crispian BESLEY

Lap	1	2	3	4	5	6	7	8	9	10
1	1:21.94	1:14.90	1:14.62	1:14.45	1:13.31	1:13.89	1:14.01	1:12.40	1:12.09	1:12.84
11	1:12.54	1:13.22	1:12.49	1:13.70						

---

### 17 Tania PILKINGTON

Lap	1	2	3	4	5	6	7	8	9	10
1	1:23.58	1:15.52	1:15.16	1:13.91	1:13.75	1:14.07	1:13.20	1:12.82	1:12.39	1:13.31
11	1:12.17	1:12.34	1:12.04	1:12.22						

---

### 18 Tim GREENHILL

Lap	1	2	3	4	5	6	7	8	9	10
1	1:21.66	1:14.97	1:15.17	1:15.97	1:15.60	1:14.55	1:15.49	1:15.48	1:15.37	1:15.27
11	1:16.77	1:15.07	1:14.65							

---

### 19 Ian BAXTER

Lap	1	2	3	4	5	6	7	8	9	10
1	1:31.64	1:17.84	1:14.99	1:16.75	1:17.31	1:19.19	1:17.74	1:20.44	1:19.79	1:36.93

---

### 21 Eddie GIBBS

Lap	1	2	3	4	5	6	7	8	9	10
1	1:21.21	1:15.01	1:14.51	1:12.88	1:12.68	1:13.55	1:13.09	1:13.09	1:13.17	1:13.95
11	1:14.07	1:15.10	1:14.56	1:15.32						

<b>22</b>	<b>Simon DIFFEY</b>									
<b>Lap</b>	<b>1</b>	<b>2</b>	<b>3</b>	<b>4</b>	<b>5</b>	<b>6</b>	<b>7</b>	<b>8</b>	<b>9</b>	<b>10</b>
1	1:13.30	1:11.63	1:08.83	1:10.27	1:08.12	1:09.82	1:08.62	1:10.29	1:09.17	1:08.48
11	1:08.70	1:08.43	1:08.56	1:08.54						
<b>26</b>	<b>Pete CANDY</b>									
<b>Lap</b>	<b>1</b>	<b>2</b>	<b>3</b>	<b>4</b>	<b>5</b>	<b>6</b>	<b>7</b>	<b>8</b>	<b>9</b>	<b>10</b>
1	1:26.57	1:18.15	1:16.89	1:16.28	1:14.72	1:16.83	1:30.55			
<b>34</b>	<b>Julian GRIMWADE</b>									
<b>Lap</b>	<b>1</b>	<b>2</b>	<b>3</b>	<b>4</b>	<b>5</b>	<b>6</b>	<b>7</b>	<b>8</b>	<b>9</b>	<b>10</b>
1	1:24.66	1:14.94	1:18.35	1:17.02	1:14.99	1:15.75	1:15.36	1:16.29	1:17.66	1:16.67
11	1:17.24	1:16.77	1:15.38							
<b>38</b>	<b>Matt RICKETTS</b>									
<b>Lap</b>	<b>1</b>	<b>2</b>	<b>3</b>	<b>4</b>	<b>5</b>	<b>6</b>	<b>7</b>	<b>8</b>	<b>9</b>	<b>10</b>
1	1:33.76	1:23.59	1:22.95	1:22.27	1:21.28	1:22.94	1:22.16	1:23.00	1:20.97	1:22.13
11	1:21.36	1:20.65								
<b>77</b>	<b>Geraint OWEN</b>									
<b>Lap</b>	<b>1</b>	<b>2</b>	<b>3</b>	<b>4</b>	<b>5</b>	<b>6</b>	<b>7</b>	<b>8</b>	<b>9</b>	<b>10</b>
1	2:10.96									
<b>108</b>	<b>Duncan RICKETTS</b>									
<b>Lap</b>	<b>1</b>	<b>2</b>	<b>3</b>	<b>4</b>	<b>5</b>	<b>6</b>	<b>7</b>	<b>8</b>	<b>9</b>	<b>10</b>
1	1:18.80	1:12.62	1:12.35	1:12.50	1:12.16	1:13.05	1:13.16	1:14.50	1:14.41	1:12.91
11	1:15.25	1:14.35	1:12.99	1:12.78						
<b>143</b>	<b>Jonathan HARMER</b>									
<b>Lap</b>	<b>1</b>	<b>2</b>	<b>3</b>	<b>4</b>	<b>5</b>	<b>6</b>	<b>7</b>	<b>8</b>	<b>9</b>	<b>10</b>
1	1:31.22	1:20.47	1:20.64	1:22.01	1:20.99	1:21.54	1:19.61	1:18.98	1:17.96	1:18.41
11	1:19.00	1:18.45								
<b>178</b>	<b>Sidney HOOLE</b>									
<b>Lap</b>	<b>1</b>	<b>2</b>	<b>3</b>	<b>4</b>	<b>5</b>	<b>6</b>	<b>7</b>	<b>8</b>	<b>9</b>	<b>10</b>
1	1:16.78	1:11.10	1:11.00	1:10.73	1:09.87	1:10.13	1:11.68	1:32.40		
<b>201</b>	<b>Michael HIBBERD</b>									
<b>Lap</b>	<b>1</b>	<b>2</b>	<b>3</b>	<b>4</b>	<b>5</b>	<b>6</b>	<b>7</b>	<b>8</b>	<b>9</b>	<b>10</b>
1	1:26.15	1:18.39	1:16.81	1:18.82	1:17.77	1:18.29	1:16.90	1:20.10	1:17.07	1:17.89
11	1:16.87	1:22.88	1:19.84							
<b>211</b>	<b>Peter MULLEN</b>									
<b>Lap</b>	<b>1</b>	<b>2</b>	<b>3</b>	<b>4</b>	<b>5</b>	<b>6</b>	<b>7</b>	<b>8</b>	<b>9</b>	<b>10</b>
1	1:23.40	1:15.34	1:13.84	1:14.66	1:14.25	1:14.90	1:14.27	1:13.86	1:14.07	1:14.24
11	1:15.07	1:16.00	1:14.96							
<b>244</b>	<b>Alexander BOSWELL</b>									
<b>Lap</b>	<b>1</b>	<b>2</b>	<b>3</b>	<b>4</b>	<b>5</b>	<b>6</b>	<b>7</b>	<b>8</b>	<b>9</b>	<b>10</b>
1	1:20.85	1:15.04	1:15.22	1:14.93	1:14.58	1:12.92	1:12.79	1:11.88	1:12.05	1:12.58
11	1:12.58	1:11.99	1:12.00	1:12.75						
<b>265</b>	<b>Gregan THRUSTON</b>									
<b>Lap</b>	<b>1</b>	<b>2</b>	<b>3</b>	<b>4</b>	<b>5</b>	<b>6</b>	<b>7</b>	<b>8</b>	<b>9</b>	<b>10</b>
1	1:31.88	1:22.23	1:23.29	1:22.74	1:23.32	1:23.70	1:22.01	1:22.12	1:22.09	1:22.33



11 1:21.60 1:20.42

---

**266 Christian PEDERSEN**

<b>Lap</b>	<b>1</b>	<b>2</b>	<b>3</b>	<b>4</b>	<b>5</b>	<b>6</b>	<b>7</b>	<b>8</b>	<b>9</b>	<b>10</b>
1	1:32.75	1:21.58	1:20.61	1:20.61	1:20.55	1:21.88	1:19.40	1:19.80	1:18.18	1:20.28
11	1:21.55	1:21.87								

# Lap Chart

## PATRICK LINDSAY MEMORIAL & AMSCHEL ROTHSCHILD TROPHIES RACE - RACE 8

Lap 1		Lap 2		Lap 3		Lap 4		Lap 5		Lap 6		Lap 7		Lap 8		Lap 9		Lap 10						
No	Time	No	Time	No	Time	No	Time	No	Time	No	Time	No	Time	No	Time	No	Time	No	Time					
6	1:13.30	6	2:23.90	2	3:33.56	2	4:42.55	3	5:51.02	3	6:58.65	3	8:06.83	3	9:15.61	3	10:25.00	3	11:33.38					
22	1:13.30	2	2:24.29	22	3:33.76	3	4:43.24	2	5:52.04	10	7:01.48	*1	22	8:10.59	2	9:19.51	6	10:28.13	34	11:35.02	*1			
2	1:14.46	22	2:24.93	6	3:34.05	22	4:44.03	22	5:52.15	22	7:01.97	2	8:10.84	6	9:19.66	2	10:29.93	6	11:36.08					
178	1:16.78	3	2:26.20	3	3:34.60	6	4:44.56	6	5:52.42	2	7:02.24	6	8:11.46	26	9:19.99	*1	22	10:30.05	2	11:38.26				
4	1:18.19	178	2:27.88	178	3:38.88	178	4:49.61	178	5:59.48	6	7:02.35	143	8:16.87	*1	22	9:20.88	201	10:33.23	*1	22	11:38.53			
3	1:18.35	4	2:30.38	4	3:42.07	4	4:53.98	4	6:05.17	265	7:03.46	*1	266	8:17.98	*1	143	9:36.48	*1	19	10:35.90	*1	201	11:50.30	*1
108	1:18.80	108	2:31.42	108	3:43.77	108	4:56.27	108	6:08.43	38	7:03.85	*1	178	8:21.29	266	9:37.38	*1	4	10:53.41	19	11:55.69	*1		
244	1:20.85	244	2:35.89	21	3:50.73	21	5:03.61	21	6:16.29	178	7:09.61	10	8:26.38	*1	4	9:41.78	143	10:55.46	*1	4	12:04.48			
21	1:21.21	21	2:36.22	244	3:51.11	14	5:05.91	14	6:19.22	4	7:16.93	38	8:26.79	*1	10	9:47.99	*1	266	10:57.18	*1	143	12:13.42	*1	
18	1:21.66	18	2:36.63	14	3:51.46	244	5:06.04	244	6:20.62	108	7:21.48	265	8:27.16	*1	38	9:48.95	*1	108	11:03.55	266	12:15.36	*1		
14	1:21.94	14	2:36.84	18	3:51.80	211	5:07.24	211	6:21.49	21	7:29.84	4	8:28.84	108	9:49.14	21	11:09.19	108	12:16.46					
211	1:23.40	211	2:38.74	211	3:52.58	18	5:07.77	17	6:21.92	14	7:33.11	108	8:34.64	265	9:49.17	*1	10	11:09.97	*1	244	12:22.84			
17	1:23.58	17	2:39.10	17	3:54.26	17	5:08.17	18	6:23.37	244	7:33.54	21	8:42.93	178	9:53.69	244	11:10.26	21	12:23.14					
34	1:24.66	34	2:39.60	34	3:57.95	34	5:14.97	34	6:29.96	17	7:35.99	244	8:46.33	21	9:56.02	265	11:11.29	*1	14	12:24.45				
201	1:26.15	201	2:44.54	201	4:01.35	26	5:17.89	26	6:32.61	211	7:36.39	14	8:47.12	244	9:58.21	14	11:11.61	17	12:27.71					
26	1:26.57	26	2:44.72	26	4:01.61	201	5:20.17	201	6:37.94	18	7:37.92	17	8:49.19	14	9:59.52	38	11:11.95	*1	10	12:32.12	*1			
10	1:29.37	19	2:49.48	19	4:04.47	19	5:21.22	19	6:38.53	34	7:45.71	211	8:50.66	17	10:02.01	17	11:14.40	211	12:32.83					
143	1:31.22	10	2:49.56	10	4:12.19	10	5:33.59	143	6:55.33	26	7:49.44	18	8:53.41	211	10:04.52	211	11:18.59	38	12:32.92	*1				
19	1:31.64	143	2:51.69	143	4:12.33	143	5:34.34	266	6:56.10	201	7:56.23	34	9:01.07	18	10:08.89	18	11:24.26	265	12:33.38	*1				
265	1:31.88	265	2:54.11	266	4:14.94	266	5:35.55			19	7:57.72	201	9:13.13	34	10:17.36			18	12:39.53					
266	1:32.75	266	2:54.33	265	4:17.40	265	5:40.14					19	9:15.46											
38	1:33.76	38	2:57.35	38	4:20.30	38	5:42.57																	
77	2:10.96																							

# Lap Chart

## PATRICK LINDSAY MEMORIAL & AMSCHEL ROTHSCHILD TROPHIES RACE - RACE 8

Lap 11		Lap 12		Lap 13		Lap 14		Lap 15		Lap 16		Lap 17		Lap 18		Lap 19		Lap 20	
No	Time	No	Time	No	Time	No	Time	No	Time	No	Time	No	Time	No	Time	No	Time	No	Time
3	12:41.81	3	13:50.10	3	14:58.28	3	16:08.23												
6	12:44.35	6	13:53.03	6	15:01.63	143	16:09.28 *2												
2	12:46.52	10	13:54.78 *2	211	15:03.90 *1	6	16:09.72												
22	12:47.23	38	13:55.05 *2	2	15:03.98	2	16:12.03												
34	12:51.69 *1	2	13:55.30	22	15:04.22	22	16:12.76												
201	13:08.19 *1	22	13:55.66	18	15:11.37 *1	211	16:18.86 *1												
4	13:15.39	265	13:55.71 *2	10	15:15.55 *2	266	16:19.06 *2												
108	13:31.71	18	13:56.30 *1	38	15:16.41 *2	18	16:26.02 *1												
143	13:31.83 *1	34	14:08.93 *1	265	15:17.31 *2	10	16:35.60 *2												
19	13:32.62 *1	201	14:25.06 *1	34	15:25.70 *1	38	16:37.06 *2												
244	13:35.42	4	14:27.04	4	15:37.70	265	16:37.73 *2												
266	13:35.64 *1	108	14:46.06	201	15:47.94 *1	34	16:41.08 *1												
14	13:36.99	244	14:47.41	108	15:59.05	4	16:48.44												
21	13:37.21	14	14:50.21	244	15:59.41	201	17:07.78 *1												
17	13:39.88	143	14:50.83 *1	14	16:02.70	108	17:11.83												
211	13:47.90	17	14:52.22	17	16:04.26	244	17:12.16												
		21	14:52.31	21	16:06.87	14	17:16.40												
		266	14:57.19 *1			17	17:16.48												
						21	17:22.19												



## The Vintage Sports-Car Club

### RACE 9 – THE FOX & NICHOLL TROPHY RACE FOR STANDARD & MODIFIED PRE-WAR SPORTS-CARS (VSCC SET 3)

#### RESULT (PART 1)

PI	No	CI	Name	Car	Laps	Time	Behind	MPH	Best Lap	MPH
1	36		William MAHANY	HRG Le Mans Model	3	4:06.20		71.90	1:20.88	3 72.95
2	35		Andrew MITCHELL	HRG 1½ Litre	3	4:07.34	1.14	71.57	1:20.92	3 72.92
3	60		Richard PILKINGTON	Talbot T26 SS	3	4:11.25	5.05	70.45	1:22.59	2 71.44
4	53		Mark BRETT	Ballamy-Ford (LMB) V8 Spl	3	4:13.15	6.95	69.92	1:23.24	3 70.88
5	33		Mike PRESTON	Bugatti T35B	3	4:22.44	16.24	67.45	1:24.92	3 69.48
6	105		Jo BLAKENEY-EDWARDS	Frazer Nash Super Sports	3	4:24.08	17.88	67.03	1:26.95	3 67.86
7	61		Andy BUSH	Riley TT Sprite Replica	3	4:24.58	18.38	66.90	1:26.19	3 68.46
8	97		Tim KNELLER	Riley Brooklands	3	4:25.17	18.97	66.75	1:26.00	3 68.61
9	140		Richard REAY-SMITH	Lagonda LG 45	3	4:26.86	20.66	66.33	1:25.59	3 68.94
10	86		Christopher BALL	Invicta S Type	3	4:33.03	26.83	64.83	1:26.91	2 67.89
11	117		Duncan WILTSHIRE	Bentley 3 Litre	3	4:39.72	33.52	63.28	1:30.33	3 65.32
12	160		Ross KEELING	Delahaye 135 MS	3	4:43.50	37.30	62.44	1:28.79	3 66.45
13	158		Robert BLAKEMORE	Aston Martin Speed Model	3	4:49.46	43.26	61.15	1:31.86	3 64.23
14	79		Ian STANDING	Riley Brooklands	3	4:51.10	44.90	60.81	1:32.65	3 63.68
15	59		Nicolas ROSSI	Alfa Romeo 6C 1750 GS	3	4:54.37	48.17	60.13	1:34.65	3 62.34
16	116		Duncan POTTER	MG Montlhery Midget	3	4:54.96	48.76	60.01	1:34.74	3 62.28
17	109		Andy NEWBOUND	Frazer Nash Ulster 100	3	4:56.93	50.73	59.61	1:32.87	3 63.53
18	87		Andrew BAKER	Riley Brooklands	3	4:57.84	51.64	59.43	1:34.93	3 62.16
19	174		John EVERETT	Austin 7 Ulster Sport	3	5:07.39	1:01.19	57.59	1:39.49	2 59.31
20	135		Tim WADSWORTH	Lagonda 2 Ltr L/C Tourer	3	5:08.17	1:01.97	57.44	1:39.39	3 59.37
21	134		Alex PILKINGTON	Alfa Romeo 6C 1750	3	5:08.27	1:02.07	57.42	1:38.49	2 59.91
22	107		Norman PEMBERTON	Talbot 95/105	3	5:08.72	1:02.52	57.34	1:37.68	2 60.41
23	82		Geoffrey DELANEY	Lea-Francis Hyper	3	5:09.50	1:03.30	57.19	1:39.76	2 59.15
24	40		Simon KING	Morgan 4/4 Le Mans	3	5:10.78	1:04.58	56.96	1:38.93	2 59.64
25	141		Phillip TILLYARD	Frazer Nash TT Replica	3	5:12.93	1:06.73	56.57	1:37.49	3 60.52
26	119		Cyril HANCOCK	Fiat New Balilla	3	5:21.63	1:15.43	55.04	1:41.92	3 57.89
27	151		Chris CADMAN	MG Montlhery Midget	3	5:22.12	1:15.92	54.95	1:43.11	3 57.22
28	188		Richard BRADFORD	Talbot-Lago T120 Sports	2	3:45.42	1 Lap	52.35	1:45.61	2 55.87
29	168		David LAMB	Riley Brooklands	2	3:46.49	1 Lap	52.10	1:45.52	2 55.92
30	150		David FURNELL	Riley Brooklands	2	3:53.30	1 Lap	50.58	1:47.46	2 54.91
31	153		Anne BOURSOT	MG PA 2Str	2	3:57.91	1 Lap	49.60	1:50.74	2 53.28
32	154		Nigel WILLS	Talbot 90	2	4:09.27	1 Lap	47.34	1:57.54	2 50.20
<b>Not-Classified</b>										
	99		David OZANNE	Aston Martin Speed Ulster	3	4:20.51	NCF	67.95	1:25.75	3 68.81
	183		Douglas MONRO	Frazer Nash Super Sports	3	4:20.56	NCF	67.94	1:24.70	3 69.66
	128		Mark DOLTON	MG PB	3	4:56.19	NCF	59.75	1:35.14	3 62.02

Race Red Flagged following incident between Cars 99 and 183. Race re-started with cars grided on finishing positions in Part 1.

See over page for Final Results.



## The Vintage Sports-Car Club

### RACE 9 – THE FOX & NICHOLL TROPHY RACE FOR STANDARD & MODIFIED PRE-WAR SPORTS-CARS (VSCC SET 3)

#### RESULT (PART 2)

Pl	No	Cl	Name	Car	Laps	Time	Behind	MPH	Best Lap	MPH	Handicap
1	36		William MAHANY	HRG Le Mans Model	3	4:05.47		72.11	1:20.75	3	73.07
2	35		Andrew MITCHELL	HRG 1½ Litre	3	4:05.94	0.47	71.97	1:20.26	2	73.52
3	60		Richard PILKINGTON	Talbot T26 SS	3	4:09.32	3.85	71.00	1:21.59	3	72.32
4	53		Mark BRETT	Ballamy-Ford (LMB) V8 Spl	3	4:10.49	5.02	70.67	1:22.96	2	71.12 1.61
5	105		Jo BLAKENEY-EDWARDS	Frazer Nash Super Sports	3	4:24.12	18.65	67.02	1:26.76	3	68.01 3.84
6	61		Andy BUSH	Riley TT Sprite Replica	3	4:24.61	19.14	66.90	1:26.52	2	68.20 5.05
7	33		Mike PRESTON	Bugatti T35B	3	4:26.33	20.86	66.46	1:27.54	2	67.40 3.71
8	97		Tim KNELLER	Riley Brooklands	3	4:28.97	23.50	65.81	1:26.90	3	67.90 8.27
9	160		Ross KEELING	Delahaye 135 MS	3	4:29.47	24.00	65.69	1:27.94	2	67.10 5.65
10	59		Nicolas ROSSI	Alfa Romeo 6C 1750 GS	3	4:46.95	41.48	61.69	1:34.52	2	62.42 3.39*
11	79		Ian STANDING	Riley Brooklands	3	4:47.24	41.77	61.63	1:34.16	2	62.66 4.76
12	116		Duncan POTTER	MG Montlhery Midget	3	4:49.13	43.66	61.22	1:33.39	2	63.18 8.96
13	109		Andy NEWBOUND	Frazer Nash Ulster 100	3	4:49.58	44.11	61.13	1:34.31	2	62.56 6.65
14	40		Simon KING	Morgan 4/4 Le Mans	3	5:01.88	56.41	58.64	1:36.71	3	61.01 11.75
15	134		Alex PILKINGTON	Alfa Romeo 6C 1750	3	5:03.63	58.16	58.30	1:39.04	3	59.58 6.51
16	87		Andrew BAKER	Riley Brooklands	3	5:04.05	58.58	58.22	1:37.00	3	60.83 13.05
17	141		Phillip TILLYARD	Frazer Nash TT Replica	3	5:04.18	58.71	58.19	1:36.72	3	61.00 14.02
18	174		John EVERETT	Austin 7 Ulster Sport	3	5:04.77	59.30	58.08	1:38.55	3	59.87 9.12
19	135		Tim WADSWORTH	Lagonda 2 Ltr L/C Tourer	3	5:07.54	1:02.07	57.56	1:39.87	2	59.08 7.93
20	119		Cyril HANCOCK	Fiat New Balilla	3	5:15.72	1:10.25	56.07	1:40.43	2	58.75 14.43
21	150		David FURNELL	Riley Brooklands	3	5:37.14	1:31.67	52.50	1:47.64	2	54.82 14.22
22	153		Anne BOURSOT	MG PA	3	5:46.71	1:41.24	51.05	1:51.69	3	52.83 11.64
23	154		Nigel WILLS	Talbot 90	2	4:05.77	1 Lap	48.02	1:57.14	2	50.37 11.49

#### Fastest Lap

35	Andrew MITCHELL	HRG 1½ Litre	1:20.26	2	73.52
----	-----------------	--------------	---------	---	-------

#### AWARDS

##### Race Winner & 1<sup>st</sup> Un-supercharged Car up to 1100cc

36	William MAHANY	HRG Le Mans Model		
2 <sup>nd</sup>	35	Andrew MITCHELL	HRG 1½ Litre	(& 1 <sup>st</sup> Un-supercharged Car 1101-1500cc)

##### Winner of the Fox & Nicholl Trophy, 3<sup>rd</sup> Place, 1<sup>st</sup> VSCC 'Standard' Car & 1<sup>st</sup> Un-supercharged Car over 3000cc

60	Richard PILKINGTON	Talbot T26 SS
----	--------------------	---------------

#### Other Capacity Class Winners

135	Tim WADSWORTH	Lagonda 2 Ltr L/C Tourer	(1 <sup>st</sup> Un-supercharged Car 1501-2000cc)
154	Nigel WILLS	Talbot 90	(1 <sup>st</sup> Un-supercharged Car 2001-3000cc)

### First Vintage Car

105 Jo BLAKENEY-EDWARDS Frazer Nash Super Sports

### Other VSCC 'Standard' Cars

2<sup>nd</sup> 53 Mark BRETT Ballamy-Ford (LMB) V8 Spl  
3<sup>rd</sup> 33 Mike PRESTON Bugatti T35B

### First on Handicap

59 Nicolas ROSSI Alfa Romeo 6C 1750 GS

### SPONSORED BY

**HAGERTY**  
CLASSIC CAR INSURANCE

### PART OF THE 'ODM' RACES



# RACE GRID

## FOX & NICHOLL TROPHY RACE (VSCC SET 3)

### RACE 9 - Part 2

ROW 16	<b>153</b> Anne BOURSOT	<b>150</b> David FURNELL
ROW 15	<b>168</b> David LAMB	<b>188</b> Richard BRADFORD
ROW 14	<b>154</b> Nigel WILLS	<b>151</b> Chris CADMAN
ROW 13	<b>119</b> Cyril HANCOCK	<b>141</b> Phillip TILLYARD
ROW 12	<b>40</b> Simon KING	<b>82</b> Geoffrey DELANEY
ROW 11	<b>107</b> Norman PEMBERTON	<b>134</b> Alex PILKINGTON
ROW 10	<b>135</b> Tim WADSWORTH	<b>174</b> John EVERETT
ROW 9	<b>87</b> Andrew BAKER	<b>109</b> Andy NEWBOUND
ROW 8	<b>116</b> Duncan POTTER	<b>59</b> Nicolas ROSSI
ROW 7	<b>79</b> Ian STANDING	<b>158</b> Robert BLAKEMORE
ROW 6	<b>160</b> Ross KEELING	<b>117</b> Duncan WILTSHIRE
ROW 5	<b>86</b> Christopher BALL	<b>140</b> Richard REAY-SMITH
ROW 4	<b>97</b> Tim KNELLER	<b>61</b> Andy BUSH
ROW 3	<b>105</b> Jo BLAKENEY-EDWARD	<b>33</b> Mike PRESTON
ROW 2	<b>53</b> Mark BRETT	<b>60</b> Richard PILKINGTON
ROW 1	<b>35</b> Andrew MITCHELL	<b>36</b> William MAHANY

POLE

# FOX & NICHOLL TROPHY RACE (VSCC SET 3)

## LAP TIMES - RACE 9

<b>33</b>	<b>Mike PRESTON</b>										
	<b>Lap</b>	<b>1</b>	<b>2</b>	<b>3</b>	<b>4</b>	<b>5</b>	<b>6</b>	<b>7</b>	<b>8</b>	<b>9</b>	<b>10</b>
	1	1:30.80	1:27.54	1:27.99							
<b>35</b>	<b>Andrew MITCHELL</b>										
	<b>Lap</b>	<b>1</b>	<b>2</b>	<b>3</b>	<b>4</b>	<b>5</b>	<b>6</b>	<b>7</b>	<b>8</b>	<b>9</b>	<b>10</b>
	1	1:24.02	1:20.26	1:21.66							
<b>36</b>	<b>William MAHANY</b>										
	<b>Lap</b>	<b>1</b>	<b>2</b>	<b>3</b>	<b>4</b>	<b>5</b>	<b>6</b>	<b>7</b>	<b>8</b>	<b>9</b>	<b>10</b>
	1	1:23.64	1:21.08	1:20.75							
<b>40</b>	<b>Simon KING</b>										
	<b>Lap</b>	<b>1</b>	<b>2</b>	<b>3</b>	<b>4</b>	<b>5</b>	<b>6</b>	<b>7</b>	<b>8</b>	<b>9</b>	<b>10</b>
	1	1:47.34	1:37.83	1:36.71							
<b>53</b>	<b>Mark BRETT</b>										
	<b>Lap</b>	<b>1</b>	<b>2</b>	<b>3</b>	<b>4</b>	<b>5</b>	<b>6</b>	<b>7</b>	<b>8</b>	<b>9</b>	<b>10</b>
	1	1:24.55	1:22.96	1:22.98							
<b>59</b>	<b>Nicolas ROSSI</b>										
	<b>Lap</b>	<b>1</b>	<b>2</b>	<b>3</b>	<b>4</b>	<b>5</b>	<b>6</b>	<b>7</b>	<b>8</b>	<b>9</b>	<b>10</b>
	1	1:37.04	1:34.52	1:35.39							
<b>60</b>	<b>Richard PILKINGTON</b>										
	<b>Lap</b>	<b>1</b>	<b>2</b>	<b>3</b>	<b>4</b>	<b>5</b>	<b>6</b>	<b>7</b>	<b>8</b>	<b>9</b>	<b>10</b>
	1	1:25.12	1:22.61	1:21.59							
<b>61</b>	<b>Andy BUSH</b>										
	<b>Lap</b>	<b>1</b>	<b>2</b>	<b>3</b>	<b>4</b>	<b>5</b>	<b>6</b>	<b>7</b>	<b>8</b>	<b>9</b>	<b>10</b>
	1	1:31.33	1:26.52	1:26.76							
<b>79</b>	<b>Ian STANDING</b>										
	<b>Lap</b>	<b>1</b>	<b>2</b>	<b>3</b>	<b>4</b>	<b>5</b>	<b>6</b>	<b>7</b>	<b>8</b>	<b>9</b>	<b>10</b>
	1	1:38.44	1:34.16	1:34.64							
<b>87</b>	<b>Andrew BAKER</b>										
	<b>Lap</b>	<b>1</b>	<b>2</b>	<b>3</b>	<b>4</b>	<b>5</b>	<b>6</b>	<b>7</b>	<b>8</b>	<b>9</b>	<b>10</b>
	1	1:48.03	1:39.02	1:37.00							
<b>97</b>	<b>Tim KNELLER</b>										
	<b>Lap</b>	<b>1</b>	<b>2</b>	<b>3</b>	<b>4</b>	<b>5</b>	<b>6</b>	<b>7</b>	<b>8</b>	<b>9</b>	<b>10</b>
	1	1:34.36	1:27.71	1:26.90							
<b>105</b>	<b>Jo BLAKENEY-EDWARDS</b>										
	<b>Lap</b>	<b>1</b>	<b>2</b>	<b>3</b>	<b>4</b>	<b>5</b>	<b>6</b>	<b>7</b>	<b>8</b>	<b>9</b>	<b>10</b>
	1	1:29.34	1:28.02	1:26.76							
<b>109</b>	<b>Andy NEWBOUND</b>										
	<b>Lap</b>	<b>1</b>	<b>2</b>	<b>3</b>	<b>4</b>	<b>5</b>	<b>6</b>	<b>7</b>	<b>8</b>	<b>9</b>	<b>10</b>
	1	1:40.46	1:34.31	1:34.81							



<b>116</b>	<b>Duncan POTTER</b>									
<b>Lap</b>	<b>1</b>	<b>2</b>	<b>3</b>	<b>4</b>	<b>5</b>	<b>6</b>	<b>7</b>	<b>8</b>	<b>9</b>	<b>10</b>
1	1:41.66	1:33.39	1:34.08							
<b>119</b>	<b>Cyril HANCOCK</b>									
<b>Lap</b>	<b>1</b>	<b>2</b>	<b>3</b>	<b>4</b>	<b>5</b>	<b>6</b>	<b>7</b>	<b>8</b>	<b>9</b>	<b>10</b>
1	1:51.16	1:40.43	1:44.13							
<b>134</b>	<b>Alex PILKINGTON</b>									
<b>Lap</b>	<b>1</b>	<b>2</b>	<b>3</b>	<b>4</b>	<b>5</b>	<b>6</b>	<b>7</b>	<b>8</b>	<b>9</b>	<b>10</b>
1	1:45.06	1:39.53	1:39.04							
<b>135</b>	<b>Tim WADSWORTH</b>									
<b>Lap</b>	<b>1</b>	<b>2</b>	<b>3</b>	<b>4</b>	<b>5</b>	<b>6</b>	<b>7</b>	<b>8</b>	<b>9</b>	<b>10</b>
1	1:47.40	1:39.87	1:40.27							
<b>141</b>	<b>Phillip TILLYARD</b>									
<b>Lap</b>	<b>1</b>	<b>2</b>	<b>3</b>	<b>4</b>	<b>5</b>	<b>6</b>	<b>7</b>	<b>8</b>	<b>9</b>	<b>10</b>
1	1:48.38	1:39.08	1:36.72							
<b>150</b>	<b>David FURNELL</b>									
<b>Lap</b>	<b>1</b>	<b>2</b>	<b>3</b>	<b>4</b>	<b>5</b>	<b>6</b>	<b>7</b>	<b>8</b>	<b>9</b>	<b>10</b>
1	2:01.20	1:47.64	1:48.30							
<b>153</b>	<b>Anne BOURSOT</b>									
<b>Lap</b>	<b>1</b>	<b>2</b>	<b>3</b>	<b>4</b>	<b>5</b>	<b>6</b>	<b>7</b>	<b>8</b>	<b>9</b>	<b>10</b>
1	2:01.85	1:53.17	1:51.69							
<b>154</b>	<b>Nigel WILLS</b>									
<b>Lap</b>	<b>1</b>	<b>2</b>	<b>3</b>	<b>4</b>	<b>5</b>	<b>6</b>	<b>7</b>	<b>8</b>	<b>9</b>	<b>10</b>
1	2:08.63	1:57.14								
<b>160</b>	<b>Ross KEELING</b>									
<b>Lap</b>	<b>1</b>	<b>2</b>	<b>3</b>	<b>4</b>	<b>5</b>	<b>6</b>	<b>7</b>	<b>8</b>	<b>9</b>	<b>10</b>
1	1:33.40	1:27.94	1:28.13							
<b>174</b>	<b>John EVERETT</b>									
<b>Lap</b>	<b>1</b>	<b>2</b>	<b>3</b>	<b>4</b>	<b>5</b>	<b>6</b>	<b>7</b>	<b>8</b>	<b>9</b>	<b>10</b>
1	1:45.78	1:40.44	1:38.55							

# Lap Chart

## FOX & NICHOLL TROPHY RACE (VSCC SET 3) - RACE 9

Lap 1		Lap 2		Lap 3		Lap 4		Lap 5		Lap 6		Lap 7		Lap 8		Lap 9		Lap 10	
No	Time	No	Time	No	Time	No	Time	No	Time	No	Time	No	Time	No	Time	No	Time	No	Time
36	1:23.64	35	2:44.28	36	4:05.47														
35	1:24.02	36	2:44.72	154	4:05.77 *1														
53	1:24.55	53	2:47.51	35	4:05.94														
60	1:25.12	60	2:47.73	60	4:09.32														
105	1:29.34	105	2:57.36	53	4:10.49														
33	1:30.80	61	2:57.85	105	4:24.12														
61	1:31.33	33	2:58.34	61	4:24.61														
160	1:33.40	160	3:01.34	33	4:26.33														
97	1:34.36	97	3:02.07	97	4:28.97														
59	1:37.04	59	3:11.56	160	4:29.47														
79	1:38.44	79	3:12.60	59	4:46.95														
109	1:40.46	109	3:14.77	79	4:47.24														
116	1:41.66	116	3:15.05	116	4:49.13														
134	1:45.06	134	3:24.59	109	4:49.58														
174	1:45.78	40	3:25.17	40	5:01.88														
40	1:47.34	174	3:26.22	134	5:03.63														
135	1:47.40	87	3:27.05	87	5:04.05														
87	1:48.03	135	3:27.27	141	5:04.18														
141	1:48.38	141	3:27.46	174	5:04.77														
119	1:51.16	119	3:31.59	135	5:07.54														
150	2:01.20	150	3:48.84	119	5:15.72														
153	2:01.85	153	3:55.02	150	5:37.14														
154	2:08.63			153	5:46.71														



## The Vintage Sports-Car Club

### RACE 10 – RACE FOR 1950's SPORTS RACING CARS

#### RESULT

Pl	No	Cl	Name	Car	Laps	Time	Behind	MPH	Best Lap	MPH	Handicap
1	194	Po	Mark LEWIS	Lister Knobbly	13	15:06.32		84.63	1:07.80	8	87.03
2	37	Po	Philip WALKER	Lotus XI Le Mans	13	15:27.27	20.95	82.72	1:09.71	4	84.64
3	81	Po	Marshall BAILEY	Cooper 39 Bobtail	13	15:57.54	51.22	80.11	1:11.82	7	82.16
4	52	Pr	Matt GRIST	HWM Jaguar	13	16:08.74	1:02.42	79.18	1:12.38	10	81.52 27.80
5	163	Pr	Oliver LLEWELLYN	Allard J2	13	16:11.44	1:05.12	78.96	1:12.30	4	81.61 31.54
6	101	Po	Ralf EMMERLING	Elva Mk V	12	15:14.55	1 Lap	77.42	1:14.97	11	78.70 14.91*
7	44	Pr	Michael THORNE	Austin Healey GT	12	15:15.00	1 Lap	77.38	1:14.69	12	79.00 18.72
8	234	Pr	Christopher SCHOLEY	Jaguar XK120	12	15:16.91	1 Lap	77.22	1:14.97	11	78.70 17.27
9	98	Pr	Nick MATTHEWS	Austin Healey 100/4	12	15:28.09	1 Lap	76.29	1:15.65	9	78.00 20.29
10	200	Po	Niklas HALUSA	Maserati 300S	12	15:47.65	1 Lap	74.72	1:14.13	9	79.60 58.09
11	165	Pr	Tania PILKINGTON	Maserati 300S	12	15:58.01	1 Lap	73.91	1:16.56	6	77.07 39.29
12	41	Pr	Howard MAGUIRE	Playford MG	11	15:19.18	2 Laps	70.61	1:22.23	4	71.75 14.65
13	139	Pr	Stuart DEAN	MG Dick Jacobs Special	11	15:22.11	2 Laps	70.39	1:21.42	10	72.47 26.49
14	190	Pr	George EDNEY	MG TB	11	15:24.78	2 Laps	70.18	1:21.84	9	72.10 24.54
15	179	Po	David COTTINGHAM	AC Ace Bristol	11	15:27.23	2 Laps	70.00	1:22.20	11	71.78 23.03
16	164	Pr	Rudolf ERNST	Kieft Climax 110	11	15:49.76	2 Laps	68.34	1:23.00	11	71.09 36.76

#### Not-Classified

7	Po	Tony BIANCHI	Farrellac Allard Sports	11	12:52.28	DNF	84.04	1:08.28	10	86.41	
175	Pr	Paul GRIFFIN	Connaught ALSR	6	10:20.09	DNF	57.09	1:30.37	3	65.29	
111	Po	Robert COBDEN	Fairthorpe Electron	2	3:23.02	DNF	58.13	1:51.06	2	53.13	
171	Po	Robin LONGDON	Lola Mk I	0							Starter

#### Fastest Lap

194	Po	Mark LEWIS	Lister Knobbly					1:07.80	8	87.03
163	Pr	Oliver LLEWELLYN	Allard J2					1:12.30	4	81.61

#### AWARDS

##### Race Winner & 1<sup>st</sup> Post-1956 Car over 2000cc

194	Po	Mark LEWIS	Lister Knobbly	
2 <sup>nd</sup>	37	Po	Philip WALKER	Lotus XI Le Mans (& 1 <sup>st</sup> Post-1956 Car up to 1500cc)
3 <sup>rd</sup>	81	Po	Marshall BAILEY	Cooper 39 Bobtail

##### Other Capacity Class Winners

41	Pr	Howard MAGUIRE	Playford MG	(1 <sup>st</sup> Pre-1956 Car up to 1500cc)
52	Pr	Matt GRIST	HWM Jaguar	(1 <sup>st</sup> Pre-1956 Car over 2000cc)
179	Po	David COTTINGHAM	AC Ace Bristol	(1 <sup>st</sup> Post-1956 Car 1501-2000cc)

##### First on Handicap

101	Po	Ralf EMMERLING	Elva Mk V
-----	----	----------------	-----------

# RACE GRID

## 1950's SPORTS RACING CARS

### RACE 10

ROW 10	<b>175</b> Paul GRIFFIN	<b>111</b> 01:33.540 Robert COBDEN
ROW 9	<b>164</b> 01:25.740 Rudolf ERNST	<b>139</b> 01:23.920 Stuart DEAN
ROW 8	<b>179</b> 01:22.900 David COTTINGHAM	<b>190</b> 01:22.560 George EDNEY
ROW 7	<b>41</b> 01:19.900 Howard MAGUIRE	<b>165</b> 01:17.010 Tania PILKINGTON
ROW 6	<b>98</b> 01:16.130 Nick MATTHEWS	<b>44</b> 01:15.930 Michael THORNE
ROW 5	<b>234</b> 01:15.760 Christopher SCHOLEY	<b>200</b> 01:15.080 Niklas HALUSA
ROW 4	<b>101</b> 01:14.900 Ralf EMMERLING	<b>163</b> 01:14.880 Oliver LLEWELLYN
ROW 3	<b>81</b> 01:12.360 Marshall BAILEY	<b>52</b> 01:12.270 Matt GRIST
ROW 2	<b>171</b> 01:12.060 Robin LONGDON	<b>7</b> 01:09.400 Tony BIANCHI
ROW 1	<b>37</b> 01:08.530 Philip WALKER	<b>194</b> 01:07.940 Mark LEWIS

POLE

# 1950's SPORTS RACING CARS

## LAP TIMES - RACE 10

---

<b>7</b>	<b>Tony BIANCHI</b>									
<b>Lap</b>	<b>1</b>	<b>2</b>	<b>3</b>	<b>4</b>	<b>5</b>	<b>6</b>	<b>7</b>	<b>8</b>	<b>9</b>	<b>10</b>
1	1:11.28	1:10.81	1:09.98	1:10.78	1:11.17	1:10.78	1:10.63	1:09.94	1:10.14	1:08.28
11	1:08.49									

---

<b>37</b>	<b>Philip WALKER</b>									
<b>Lap</b>	<b>1</b>	<b>2</b>	<b>3</b>	<b>4</b>	<b>5</b>	<b>6</b>	<b>7</b>	<b>8</b>	<b>9</b>	<b>10</b>
1	1:13.54	1:10.81	1:09.85	1:09.71	1:09.91	1:10.74	1:10.35	1:10.03	1:20.49	1:10.60
11	1:10.45	1:10.49	1:10.30							

---

<b>41</b>	<b>Howard MAGUIRE</b>									
<b>Lap</b>	<b>1</b>	<b>2</b>	<b>3</b>	<b>4</b>	<b>5</b>	<b>6</b>	<b>7</b>	<b>8</b>	<b>9</b>	<b>10</b>
1	1:28.40	1:22.26	1:22.95	1:22.23	1:23.05	1:24.68	1:23.25	1:22.64	1:23.92	1:23.09
11	1:22.71									

---

<b>44</b>	<b>Michael THORNE</b>									
<b>Lap</b>	<b>1</b>	<b>2</b>	<b>3</b>	<b>4</b>	<b>5</b>	<b>6</b>	<b>7</b>	<b>8</b>	<b>9</b>	<b>10</b>
1	1:21.94	1:16.95	1:16.97	1:15.27	1:16.01	1:16.65	1:15.79	1:15.91	1:15.08	1:14.81
11	1:14.93	1:14.69								

---

<b>52</b>	<b>Matt GRIST</b>									
<b>Lap</b>	<b>1</b>	<b>2</b>	<b>3</b>	<b>4</b>	<b>5</b>	<b>6</b>	<b>7</b>	<b>8</b>	<b>9</b>	<b>10</b>
1	1:27.37	1:14.46	1:13.56	1:13.85	1:14.58	1:13.06	1:12.57	1:12.99	1:14.29	1:12.38
11	1:14.26	1:12.61	1:12.76							

---

<b>81</b>	<b>Marshall BAILEY</b>									
<b>Lap</b>	<b>1</b>	<b>2</b>	<b>3</b>	<b>4</b>	<b>5</b>	<b>6</b>	<b>7</b>	<b>8</b>	<b>9</b>	<b>10</b>
1	1:17.41	1:13.45	1:13.93	1:13.49	1:13.18	1:12.52	1:11.82	1:13.82	1:14.13	1:13.35
11	1:13.30	1:13.90	1:13.24							

---

<b>98</b>	<b>Nick MATTHEWS</b>									
<b>Lap</b>	<b>1</b>	<b>2</b>	<b>3</b>	<b>4</b>	<b>5</b>	<b>6</b>	<b>7</b>	<b>8</b>	<b>9</b>	<b>10</b>
1	1:24.74	1:16.99	1:17.84	1:16.59	1:16.35	1:16.23	1:16.10	1:16.38	1:15.65	1:17.95
11	1:16.93	1:16.34								

---

<b>101</b>	<b>Ralf EMMERLING</b>									
<b>Lap</b>	<b>1</b>	<b>2</b>	<b>3</b>	<b>4</b>	<b>5</b>	<b>6</b>	<b>7</b>	<b>8</b>	<b>9</b>	<b>10</b>
1	1:21.34	1:16.82	1:16.97	1:16.29	1:15.37	1:15.44	1:15.48	1:15.63	1:15.84	1:15.36
11	1:14.97	1:15.04								

---

<b>111</b>	<b>Robert COBDEN</b>									
<b>Lap</b>	<b>1</b>	<b>2</b>	<b>3</b>	<b>4</b>	<b>5</b>	<b>6</b>	<b>7</b>	<b>8</b>	<b>9</b>	<b>10</b>
1	1:31.96	1:51.06								

---

<b>139</b>	<b>Stuart DEAN</b>									
<b>Lap</b>	<b>1</b>	<b>2</b>	<b>3</b>	<b>4</b>	<b>5</b>	<b>6</b>	<b>7</b>	<b>8</b>	<b>9</b>	<b>10</b>
1	1:32.72	1:23.57	1:23.11	1:22.88	1:24.38	1:23.07	1:24.32	1:23.08	1:21.51	1:21.42
11	1:22.05									

---

---

**163 Oliver LLEWELLYN**

Lap	1	2	3	4	5	6	7	8	9	10
1	1:18.63	1:13.99	1:13.95	1:12.30	1:13.35	1:12.87	1:14.85	1:14.67	1:18.17	1:15.75
11	1:13.55	1:14.32	1:15.04							

---

**164 Rudolf ERNST**

Lap	1	2	3	4	5	6	7	8	9	10
1	1:35.96	1:30.45	1:28.59	1:27.12	1:24.65	1:24.11	1:23.94	1:24.95	1:23.37	1:23.62
11	1:23.00									

---

**165 Tania PILKINGTON**

Lap	1	2	3	4	5	6	7	8	9	10
1	1:31.15	1:21.72	1:19.04	1:19.58	1:19.18	1:16.56	1:16.91	1:18.91	1:18.44	1:16.98
11	1:21.64	1:17.90								

---

**175 Paul GRIFFIN**

Lap	1	2	3	4	5	6	7	8	9	10
1	1:36.04	1:36.64	1:30.37	1:54.99	1:49.80	1:52.25				

---

**179 David COTTINGHAM**

Lap	1	2	3	4	5	6	7	8	9	10
1	1:29.44	1:23.45	1:26.04	1:26.53	1:25.04	1:23.16	1:23.20	1:22.42	1:22.77	1:22.98
11	1:22.20									

---

**190 George EDNEY**

Lap	1	2	3	4	5	6	7	8	9	10
1	1:33.54	1:23.22	1:23.05	1:25.75	1:24.02	1:22.33	1:23.93	1:21.98	1:21.84	1:22.80
11	1:22.32									

---

**194 Mark LEWIS**

Lap	1	2	3	4	5	6	7	8	9	10
1	1:15.81	1:09.10	1:08.57	1:10.70	1:10.32	1:10.80	1:09.86	1:07.80	1:08.63	1:08.54
11	1:08.46	1:09.27	1:08.46							

---

**200 Niklas HALUSA**

Lap	1	2	3	4	5	6	7	8	9	10
1	1:41.64	1:17.72	1:17.31	1:14.65	1:31.85	1:14.64	1:14.24	1:14.83	1:14.13	1:14.85
11	1:15.26	1:16.53								

---

**234 Christopher SCHOLEY**

Lap	1	2	3	4	5	6	7	8	9	10
1	1:22.29	1:16.47	1:18.12	1:15.05	1:15.95	1:15.77	1:15.74	1:15.87	1:15.94	1:15.55
11	1:14.97	1:15.19								

---

# Lap Chart

## 1950's SPORTS RACING CARS - RACE 10

Lap 1		Lap 2		Lap 3		Lap 4		Lap 5		Lap 6		Lap 7		Lap 8		Lap 9		Lap 10	
No	Time	No	Time	No	Time	No	Time	No	Time	No	Time	No	Time	No	Time	No	Time	No	Time
7	1:11.28	7	2:22.09	7	3:32.07	7	4:42.85	37	5:53.82	37	7:04.56	37	8:14.91	194	9:22.96	194	10:31.59	194	11:40.13
37	1:13.54	37	2:24.35	194	3:33.48	175	4:43.05 *1	7	5:54.02	7	7:04.80	194	8:15.16	165	9:24.14 *1	7	10:35.51	7	11:43.79
194	1:15.81	194	2:24.91	37	3:34.20	37	4:43.91	194	5:54.50	194	7:05.30	7	8:15.43	37	9:24.94	165	10:43.05 *1	37	11:56.03
81	1:17.41	81	2:30.86	81	3:44.79	194	4:44.18	164	6:02.12 *1	139	7:06.66 *1	200	8:17.81 *1	7	9:25.37	37	10:45.43	200	12:01.01 *1
163	1:18.63	163	2:32.62	163	3:46.57	81	4:58.28	81	6:11.46	190	7:09.58 *1	41	8:23.57 *1	200	9:32.05 *1	200	10:46.88 *1	165	12:01.49 *1
101	1:21.34	101	2:38.16	101	3:55.13	163	4:58.87	163	6:12.22	179	7:10.50 *1	175	8:27.84 *2	41	9:46.82 *1	81	11:03.75	81	12:17.10
44	1:21.94	234	2:38.76	52	3:55.39	52	5:09.24	52	6:23.82	81	7:23.98	139	8:29.73 *1	81	9:49.62	41	11:09.46 *1	163	12:28.53
234	1:22.29	44	2:38.89	44	3:55.86	44	5:11.13	101	6:26.79	163	7:25.09	190	8:31.91 *1	139	9:54.05 *1	163	11:12.78	52	12:29.11
98	1:24.74	98	2:41.73	234	3:56.88	101	5:11.42	44	6:27.14	164	7:26.77 *1	179	8:33.66 *1	163	9:54.61	52	11:16.73	41	12:33.38 *1
52	1:27.37	52	2:41.83	98	3:59.57	234	5:11.93	234	6:27.88	52	7:36.88	81	8:35.80	190	9:55.84 *1	139	11:17.13 *1	139	12:38.64 *1
41	1:28.40	41	2:50.66	165	4:11.91	98	5:16.16	98	6:32.51	101	7:42.23	163	8:39.94	179	9:56.86 *1	190	11:17.82 *1	190	12:39.66 *1
179	1:29.44	165	2:52.87	41	4:13.61	200	5:31.32	175	6:38.04 *1	234	7:43.65	52	8:49.45	52	10:02.44	179	11:19.28 *1	179	12:42.05 *1
165	1:31.15	179	2:52.89	200	4:16.67	165	5:31.49	165	6:50.67	44	7:43.79	164	8:50.88 *1	101	10:13.34	101	11:29.18	101	12:44.54
111	1:31.96	139	2:56.29	179	4:18.93	41	5:35.84	41	6:58.89	98	7:48.74	101	8:57.71	164	10:14.82 *1	44	11:30.57	44	12:45.38
139	1:32.72	190	2:56.76	139	4:19.40	139	5:42.28	200	7:03.17	165	8:07.23	234	8:59.39	234	10:15.26	234	11:31.20	234	12:46.75
190	1:33.54	200	2:59.36	190	4:19.81	179	5:45.46					44	8:59.58	44	10:15.49	98	11:36.87		
164	1:35.96	164	3:06.41	164	4:35.00	190	5:45.56					98	9:04.84	175	10:20.09 *2	164	11:39.77 *1		
175	1:36.04	175	3:12.68											98	10:21.22				
200	1:41.64	111	3:23.02																

# Lap Chart

## 1950's SPORTS RACING CARS - RACE 10

Lap 11		Lap 12		Lap 13		Lap 14		Lap 15		Lap 16		Lap 17		Lap 18		Lap 19		Lap 20	
No	Time	No	Time	No	Time	No	Time	No	Time	No	Time	No	Time	No	Time	No	Time	No	Time
194	12:48.59	194	13:57.86	194	15:06.32														
7	12:52.28	101	13:59.51 *1	101	15:14.55 *1														
98	12:54.82 *1	139	14:00.06 *2	44	15:15.00 *1														
164	13:03.14 *2	44	14:00.31 *1	234	15:16.91 *1														
37	13:06.48	234	14:01.72 *1	41	15:19.18 *2														
200	13:15.86 *1	190	14:02.46 *2	139	15:22.11 *2														
165	13:18.47 *1	179	14:05.03 *2	190	15:24.78 *2														
81	13:30.40	98	14:11.75 *1	179	15:27.23 *2														
163	13:42.08	37	14:16.97	37	15:27.27														
52	13:43.37	164	14:26.76 *2	98	15:28.09 *1														
41	13:56.47 *1	200	14:31.12 *1	200	15:47.65 *1														
		165	14:40.11 *1	164	15:49.76 *2														
		81	14:44.30	81	15:57.54														
		52	14:55.98	165	15:58.01 *1														
		163	14:56.40	52	16:08.74														
				163	16:11.44														





# The Vintage Sports-Car Club

## RACE 11 – SCRATCH RACE FOR PRE-WAR CARS (VSCC SET 5)

### RESULT

Pl	No	Cl	Name	Car	Laps	Time	Behind	MPH	Best Lap	MPH	Handicap
1	34	D	Julian GRIMWADE	Frazer Nash Norris Special	7	8:59.29		76.59	1:15.03	3	78.64
2	47	B	Simon STOKES	Riley Treen	7	9:24.32	25.03	73.19	1:18.70	2	74.97
3	46	B	Durward LAWSON	Riley Special	7	9:32.91	33.62	72.09	1:20.21	6	73.56
4	39	B	David PRYKE	Riley 12/4 TT Sprite Replica	7	9:36.27	36.98	71.67	1:20.86	3	72.97 10.25*
5	26	B	Pete CANDY	Riley Super Rat	7	9:40.94	41.65	71.10	1:15.43	3	78.22 52.93
6	45	B	Richard ILIFFE	Riley Kestrel 12/4 Special	7	9:47.82	48.53	70.26	1:22.48	2	71.54 10.46
7	170	B	Andrew KELLOCK	Fiat AC	7	9:47.86	48.57	70.26	1:22.23	5	71.75 12.25
8	62	B	Nicholas LEES	Riley Special	7	10:10.60	1:11.31	67.64	1:24.50	2	69.83 19.10
9	58	A	Ralf EMMERLING	Riley Brooklands	7	10:18.20	1:18.91	66.81	1:26.98	4	67.84 9.34
10	86	D	Christopher BALL	Invicta S Type	7	10:20.25	1:20.96	66.59	1:26.98	3	67.84 11.39
11	66	D	John EARLE MARSH	Alvis Silver Eagle	6	9:04.15	1 Lap	65.06	1:22.46	6	71.55 49.39
12	142	A	Mark ELDER	Austin Sports Special	6	9:10.72	1 Lap	64.28	1:29.41	6	65.99 14.26
13	117	C	Duncan WILTSHIRE	Bentley 3 Litre	6	9:12.47	1 Lap	64.08	1:29.73	5	65.76 14.09
14	74	A	Geoff TOMS	Fiat 508S	6	9:18.03	1 Lap	63.44	1:28.94	5	66.34 24.39
15	123	B	Adam GENTILLI	Frazer Nash TT Replica	6	9:34.78	1 Lap	61.59	1:33.63	3	63.02 13.00
16	113	A	Tom WATERFIELD	Austin 7 Special	6	9:35.35	1 Lap	61.53	1:28.99	5	66.30 41.41
17	78	D	Edward HARRIS	Invicta High Chassis	6	9:37.16	1 Lap	61.34	1:31.29	3	64.63 29.42
18	169	B	David DANIELS	Riley Grebe Replica	6	9:44.79	1 Lap	60.54	1:33.83	2	62.88 21.81
19	122	A	Antony FELTHAM-WHITE	Austin 7 Racing Special	6	9:50.97	1 Lap	59.91	1:35.36	6	61.88 18.81
20	195	A	James RICKETTS	Austin 7 Monoposto	6	9:51.41	1 Lap	59.86	1:35.15	6	62.01 20.51
21	130	B	Andrew CROYS DILL	Riley 12/4	6	9:52.92	1 Lap	59.71	1:35.67	6	61.67 18.90
22	90	D	Ron WARMINGTON	Bentley VDP Blower	6	10:18.53	1 Lap	57.24	1:38.50	6	59.90 27.53
23	126	B	Alan HARPLEY	Avon/Alvis Special	6	10:20.24	1 Lap	57.08	1:39.69	2	59.19 22.10
24	131	A	Oliver RICHARDSON	MG C Type Monthery	6	10:40.43	1 Lap	55.28	1:41.71	2	58.01 30.17
25	146	B	Ian FYFE	Alvis 12/70 Special	6	10:41.35	1 Lap	55.20	1:43.22	6	57.16 22.03

### Not-Classified

114 A David ASPLIN Austin 7 Ulster Replica 0 Starter

### Fastest Lap

58 A Ralf EMMERLING Riley Brooklands 1:26.98 4 67.84  
 26 B Pete CANDY Riley Super Rat 1:15.43 3 78.22  
 117 C Duncan WILTSHIRE Bentley 3 Litre 1:29.73 5 65.76  
 34 D Julian GRIMWADE Frazer Nash Norris Special 1:15.03 3 78.64

### AWARDS

#### Race Winner & 1<sup>st</sup> Class D

34 D Julian GRIMWADE Frazer Nash Norris Special  
 2<sup>nd</sup> 47 B Simon STOKES Riley Treen (& 1<sup>st</sup> Class B)  
 3<sup>rd</sup> 46 B Durward LAWSON Riley Special

#### Other Capacity Class Winners

58 A Ralf EMMERLING Riley Brooklands (1<sup>st</sup> Class A)  
 117 C Duncan WILTSHIRE Bentley 3 Litre (1<sup>st</sup> Class C)

#### First VSCC 'Standard' Car

86 D Christopher BALL Invicta S Type

#### First on Handicap

39 B David PRYKE Riley 12/4 TT Sprite Replica

# RACE GRID

## SCRATCH RACE FOR PRE-WAR CARS (VSCC SET 5)

### RACE 11

ROW 18		<b>186</b> 01:54.680 Robert BARBET	
ROW 17	<b>146</b> 01:49.830 Ian FYFE		<b>74</b> 01:44.970 Geoff TOMS
ROW 16	<b>126</b> 01:44.640 Alan HARPLEY	<b>131</b> 01:44.380 Oliver RICHARDSON	
ROW 15		<b>176</b> 01:44.240 Antje WILLEMS	<b>94</b> 01:43.820 David BIRNAGE
ROW 14	<b>114</b> 01:42.990 David ASPLIN	<b>90</b> 01:42.630 Ron WARMINGTON	
ROW 13		<b>122</b> 01:37.090 Antony FELTHAM-WHITE	<b>130</b> 01:36.810 Andrew CROYSBILL
ROW 12	<b>68</b> 01:33.940 Peter BUTLER	<b>169</b> 01:33.790 David DANIELS	
ROW 11		<b>113</b> 01:33.060 Tom WATERFIELD	<b>142</b> 01:32.230 Mark ELDER
ROW 10	<b>123</b> 01:32.160 Adam GENTILLI	<b>78</b> 01:30.510 Edward HARRIS	
ROW 9		<b>51</b> 01:30.190 Greg LERIGO	<b>195</b> 01:29.840 James RICKETTS
ROW 8	<b>117</b> 01:28.950 Duncan WILTSHIRE	<b>86</b> 01:28.520 Christopher BALL	
ROW 7		<b>58</b> 01:27.360 Ralf EMMERLING	<b>55</b> 01:24.420 Paul BAKER
ROW 6	<b>66</b> 01:24.290 John EARLE MARSH	<b>99</b> 01:23.980 David OZANNE	
ROW 5		<b>9</b> 01:23.790 Richard HUDSON	<b>62</b> 01:23.340 Nicholas LEES
ROW 4	<b>170</b> 01:23.170 Andrew KELLOCK	<b>46</b> 01:23.170 Durward LAWSON	
ROW 3		<b>45</b> 01:22.710 Richard ILIFFE	<b>23</b> 01:22.110 Iain STEWART
ROW 2	<b>39</b> 01:20.730 David PRYKE	<b>47</b> 01:19.830 Simon STOKES	
ROW 1		<b>34</b> 01:19.280 Julian GRIMWADE	<b>26</b> 01:17.690 Pete CANDY

POLE

# SCRATCH RACE FOR PRE-WAR CARS (VSCC SET 5)

## LAP TIMES - RACE 11

<b>26</b>	<b>Pete CANDY</b>									
<b>Lap</b>	<b>1</b>	<b>2</b>	<b>3</b>	<b>4</b>	<b>5</b>	<b>6</b>	<b>7</b>	<b>8</b>	<b>9</b>	<b>10</b>
1	1:18.18	1:16.48	1:15.43	1:27.98	1:26.58	1:28.14	1:28.15			
<b>34</b>	<b>Julian GRIMWADE</b>									
<b>Lap</b>	<b>1</b>	<b>2</b>	<b>3</b>	<b>4</b>	<b>5</b>	<b>6</b>	<b>7</b>	<b>8</b>	<b>9</b>	<b>10</b>
1	1:18.65	1:15.24	1:15.03	1:18.01	1:19.11	1:16.61	1:16.64			
<b>39</b>	<b>David PRYKE</b>									
<b>Lap</b>	<b>1</b>	<b>2</b>	<b>3</b>	<b>4</b>	<b>5</b>	<b>6</b>	<b>7</b>	<b>8</b>	<b>9</b>	<b>10</b>
1	1:25.73	1:22.05	1:20.86	1:21.22	1:22.10	1:21.75	1:22.56			
<b>45</b>	<b>Richard ILIFFE</b>									
<b>Lap</b>	<b>1</b>	<b>2</b>	<b>3</b>	<b>4</b>	<b>5</b>	<b>6</b>	<b>7</b>	<b>8</b>	<b>9</b>	<b>10</b>
1	1:29.09	1:22.48	1:23.09	1:23.69	1:22.75	1:23.17	1:23.55			
<b>46</b>	<b>Durward LAWSON</b>									
<b>Lap</b>	<b>1</b>	<b>2</b>	<b>3</b>	<b>4</b>	<b>5</b>	<b>6</b>	<b>7</b>	<b>8</b>	<b>9</b>	<b>10</b>
1	1:24.63	1:21.81	1:20.78	1:21.65	1:22.19	1:20.21	1:21.64			
<b>47</b>	<b>Simon STOKES</b>									
<b>Lap</b>	<b>1</b>	<b>2</b>	<b>3</b>	<b>4</b>	<b>5</b>	<b>6</b>	<b>7</b>	<b>8</b>	<b>9</b>	<b>10</b>
1	1:21.45	1:18.70	1:20.90	1:22.16	1:21.13	1:20.53	1:19.45			
<b>58</b>	<b>Ralf EMMERLING</b>									
<b>Lap</b>	<b>1</b>	<b>2</b>	<b>3</b>	<b>4</b>	<b>5</b>	<b>6</b>	<b>7</b>	<b>8</b>	<b>9</b>	<b>10</b>
1	1:33.94	1:27.42	1:27.04	1:26.98	1:27.33	1:27.25	1:28.24			
<b>62</b>	<b>Nicholas LEES</b>									
<b>Lap</b>	<b>1</b>	<b>2</b>	<b>3</b>	<b>4</b>	<b>5</b>	<b>6</b>	<b>7</b>	<b>8</b>	<b>9</b>	<b>10</b>
1	1:30.53	1:24.50	1:28.20	1:25.14	1:26.61	1:27.07	1:28.55			
<b>66</b>	<b>John EARLE MARSH</b>									
<b>Lap</b>	<b>1</b>	<b>2</b>	<b>3</b>	<b>4</b>	<b>5</b>	<b>6</b>	<b>7</b>	<b>8</b>	<b>9</b>	<b>10</b>
1	1:55.52	1:27.20	1:27.49	1:26.99	1:24.49	1:22.46				
<b>74</b>	<b>Geoff TOMS</b>									
<b>Lap</b>	<b>1</b>	<b>2</b>	<b>3</b>	<b>4</b>	<b>5</b>	<b>6</b>	<b>7</b>	<b>8</b>	<b>9</b>	<b>10</b>
1	1:44.54	1:33.11	1:31.01	1:30.22	1:28.94	1:30.21				
<b>78</b>	<b>Edward HARRIS</b>									
<b>Lap</b>	<b>1</b>	<b>2</b>	<b>3</b>	<b>4</b>	<b>5</b>	<b>6</b>	<b>7</b>	<b>8</b>	<b>9</b>	<b>10</b>
1	1:50.69	1:35.54	1:31.29	1:32.80	1:32.17	1:34.67				
<b>86</b>	<b>Christopher BALL</b>									
<b>Lap</b>	<b>1</b>	<b>2</b>	<b>3</b>	<b>4</b>	<b>5</b>	<b>6</b>	<b>7</b>	<b>8</b>	<b>9</b>	<b>10</b>
1	1:35.79	1:27.39	1:26.98	1:27.01	1:27.53	1:26.99	1:28.56			
<b>90</b>	<b>Ron WARMINGTON</b>									
<b>Lap</b>	<b>1</b>	<b>2</b>	<b>3</b>	<b>4</b>	<b>5</b>	<b>6</b>	<b>7</b>	<b>8</b>	<b>9</b>	<b>10</b>
1	1:55.23	1:42.70	1:42.04	1:41.04	1:39.02	1:38.50				

<b>113</b>	<b>Tom WATERFIELD</b>									
<b>Lap</b>	<b>1</b>	<b>2</b>	<b>3</b>	<b>4</b>	<b>5</b>	<b>6</b>	<b>7</b>	<b>8</b>	<b>9</b>	<b>10</b>
1	1:40.77	1:37.24	1:30.49	1:31.88	1:28.99	1:45.98				
<b>117</b>	<b>Duncan WILTSHIRE</b>									
<b>Lap</b>	<b>1</b>	<b>2</b>	<b>3</b>	<b>4</b>	<b>5</b>	<b>6</b>	<b>7</b>	<b>8</b>	<b>9</b>	<b>10</b>
1	1:40.86	1:30.42	1:30.20	1:30.35	1:29.73	1:30.91				
<b>122</b>	<b>Antony FELTHAM-WHITE</b>									
<b>Lap</b>	<b>1</b>	<b>2</b>	<b>3</b>	<b>4</b>	<b>5</b>	<b>6</b>	<b>7</b>	<b>8</b>	<b>9</b>	<b>10</b>
1	1:48.76	1:36.99	1:37.31	1:36.63	1:35.92	1:35.36				
<b>123</b>	<b>Adam GENTILLI</b>									
<b>Lap</b>	<b>1</b>	<b>2</b>	<b>3</b>	<b>4</b>	<b>5</b>	<b>6</b>	<b>7</b>	<b>8</b>	<b>9</b>	<b>10</b>
1	1:42.86	1:34.14	1:33.63	1:34.53	1:34.32	1:35.30				
<b>126</b>	<b>Alan HARPLEY</b>									
<b>Lap</b>	<b>1</b>	<b>2</b>	<b>3</b>	<b>4</b>	<b>5</b>	<b>6</b>	<b>7</b>	<b>8</b>	<b>9</b>	<b>10</b>
1	1:53.35	1:39.69	1:40.73	1:40.98	1:43.17	1:42.32				
<b>130</b>	<b>Andrew CROYS DILL</b>									
<b>Lap</b>	<b>1</b>	<b>2</b>	<b>3</b>	<b>4</b>	<b>5</b>	<b>6</b>	<b>7</b>	<b>8</b>	<b>9</b>	<b>10</b>
1	1:48.66	1:38.71	1:37.21	1:36.90	1:35.77	1:35.67				
<b>131</b>	<b>Oliver RICHARDSON</b>									
<b>Lap</b>	<b>1</b>	<b>2</b>	<b>3</b>	<b>4</b>	<b>5</b>	<b>6</b>	<b>7</b>	<b>8</b>	<b>9</b>	<b>10</b>
1	2:00.11	1:41.71	1:45.05	1:44.76	1:44.83	1:43.97				
<b>142</b>	<b>Mark ELDER</b>									
<b>Lap</b>	<b>1</b>	<b>2</b>	<b>3</b>	<b>4</b>	<b>5</b>	<b>6</b>	<b>7</b>	<b>8</b>	<b>9</b>	<b>10</b>
1	1:37.50	1:30.65	1:32.12	1:30.75	1:30.29	1:29.41				
<b>146</b>	<b>Ian FYFE</b>									
<b>Lap</b>	<b>1</b>	<b>2</b>	<b>3</b>	<b>4</b>	<b>5</b>	<b>6</b>	<b>7</b>	<b>8</b>	<b>9</b>	<b>10</b>
1	2:00.69	1:43.83	1:43.84	1:44.47	1:45.30	1:43.22				
<b>169</b>	<b>David DANIELS</b>									
<b>Lap</b>	<b>1</b>	<b>2</b>	<b>3</b>	<b>4</b>	<b>5</b>	<b>6</b>	<b>7</b>	<b>8</b>	<b>9</b>	<b>10</b>
1	1:44.26	1:33.83	1:34.42	1:36.43	1:38.32	1:37.53				
<b>170</b>	<b>Andrew KELLOCK</b>									
<b>Lap</b>	<b>1</b>	<b>2</b>	<b>3</b>	<b>4</b>	<b>5</b>	<b>6</b>	<b>7</b>	<b>8</b>	<b>9</b>	<b>10</b>
1	1:29.65	1:22.92	1:22.68	1:23.39	1:22.23	1:23.19	1:23.80			
<b>195</b>	<b>James RICKETTS</b>									
<b>Lap</b>	<b>1</b>	<b>2</b>	<b>3</b>	<b>4</b>	<b>5</b>	<b>6</b>	<b>7</b>	<b>8</b>	<b>9</b>	<b>10</b>
1	1:43.94	1:38.66	1:40.64	1:36.88	1:36.14	1:35.15				

# Lap Chart

## SCRATCH RACE FOR PRE-WAR CARS (VSCC SET 5) - RACE 11

Lap 1		Lap 2		Lap 3		Lap 4		Lap 5		Lap 6		Lap 7		Lap 8		Lap 9		Lap 10	
No	Time	No	Time	No	Time	No	Time	No	Time	No	Time	No	Time	No	Time	No	Time	No	Time
26	1:18.18	34	2:33.89	34	3:48.92	34	5:06.93	34	6:26.04	34	7:42.65	34	8:59.29						
34	1:18.65	26	2:34.66	26	3:50.09	126	5:13.77 *1	169	6:28.94 *1	74	7:47.82 *1	66	9:04.15 *1						
47	1:21.45	47	2:40.15	47	4:01.05	26	5:18.07	78	6:30.32 *1	113	7:49.37 *1	142	9:10.72 *1						
46	1:24.63	46	2:46.44	46	4:07.22	90	5:19.97 *1	122	6:39.69 *1	123	7:59.48 *1	117	9:12.47 *1						
39	1:25.73	39	2:47.78	39	4:08.64	47	5:23.21	195	6:40.12 *1	78	8:02.49 *1	74	9:18.03 *1						
45	1:29.09	45	2:51.57	45	4:14.66	131	5:26.87 *1	130	6:41.48 *1	47	8:04.87	47	9:24.32						
170	1:29.65	170	2:52.57	170	4:15.25	146	5:28.36 *1	47	6:44.34	169	8:07.26 *1	46	9:32.91						
62	1:30.53	62	2:55.03	62	4:23.23	46	5:28.87	26	6:44.65	46	8:11.27	123	9:34.78 *1						
58	1:33.94	58	3:01.36	58	4:28.40	39	5:29.86	46	6:51.06	26	8:12.79	113	9:35.35 *1						
86	1:35.79	86	3:03.18	86	4:30.16	45	5:38.35	39	6:51.96	39	8:13.71	39	9:36.27						
142	1:37.50	142	3:08.15	142	4:40.27	170	5:38.64	126	6:54.75 *1	122	8:15.61 *1	78	9:37.16 *1						
113	1:40.77	117	3:11.28	117	4:41.48	62	5:48.37	170	7:00.87	195	8:16.26 *1	26	9:40.94						
117	1:40.86	123	3:17.00	113	4:48.50	58	5:55.38	90	7:01.01 *1	130	8:17.25 *1	169	9:44.79 *1						
123	1:42.86	74	3:17.65	74	4:48.66	86	5:57.17	45	7:01.10	170	8:24.06	45	9:47.82						
195	1:43.94	113	3:18.01	66	4:50.21	142	6:11.02	131	7:11.63 *1	45	8:24.27	170	9:47.86						
169	1:44.26	169	3:18.09	123	4:50.63	117	6:11.83	146	7:12.83 *1	126	8:37.92 *1	122	9:50.97 *1						
74	1:44.54	195	3:22.60	169	4:52.51	66	6:17.20	62	7:14.98	90	8:40.03 *1	195	9:51.41 *1						
130	1:48.66	66	3:22.72	78	4:57.52	74	6:18.88	58	7:22.71	62	8:42.05	130	9:52.92 *1						
122	1:48.76	122	3:25.75	122	5:03.06	113	6:20.38	86	7:24.70	58	8:49.96	62	10:10.60						
78	1:50.69	78	3:26.23	195	5:03.24	123	6:25.16	142	7:41.31	86	8:51.69	58	10:18.20						
126	1:53.35	130	3:27.37	130	5:04.58			117	7:41.56	131	8:56.46 *1	90	10:18.53 *1						
90	1:55.23	126	3:33.04					66	7:41.69	146	8:58.13 *1	126	10:20.24 *1						
66	1:55.52	90	3:37.93									86	10:20.25						
131	2:00.11	131	3:41.82									131	10:40.43 *1						
146	2:00.69	146	3:44.52									146	10:41.35 *1						