



THE VINTAGE SPORTS-CAR CLUB

## THE HAWTHORN MEMORIAL TROPHIES RACE MEETING

Bonhams



ST. JAMES'S PLACE  
WEALTH MANAGEMENT

OULTON PARK

SATURDAY 18 JULY 2015

**HAGERTY.**  
CLASSIC CAR INSURANCE

# RESULTS

2015 SEASON

THE VINTAGE SPORTS-CAR CLUB PRESENTS  
THE HAWTHORN MEMORIAL TROPHIES  
**RACE MEETING** SAT 18 JULY  
**VINTAGE CLUB DAY** SUN 19 JULY  
**OULTON PARK**

WINNER  
THE INTERNATIONAL HISTORIC MOTORING Awards  
CLUB OF THE YEAR  
2014

THE VINTAGE SPORTS-CAR CLUB  
IS SUPPORTED BY

Bonhams HAGERTY CLASSIC CAR INSURANCE ST. JAMES'S PLACE WEALTH MANAGEMENT OultonPark

RESULTS BY

**hs sports**

HS Sports Ltd Kinetic House,  
Varey Road, Congleton,  
Cheshire CW121UW  
Tel. +44 (0)1260 275708  
Fax +44 (0)1260 295625  
[www.hssports.co.uk](http://www.hssports.co.uk)



# The Vintage Sports-Car Club

## TIMED PRACTICE

### PROVISIONAL RESULT - SESSION 1

PI	No	CI	Name	Car	Laps	Time on Lap	Behind	MPH	
1	51		David PRYKE	Riley 12/4 TT Sprite Rep	9	1:25.47	8	69.92	
2	81		Sue DARBYSHIRE	Morgan Super Aero	9	1:25.85	9	00.38	69.61
3	52		Tim KNELLER	Riley TT Sprite	9	1:26.92	8	01.45	68.75
4	83		Mark BRETT	Ballamy-Ford (LMB) V8 Sp	9	1:27.06	6	01.59	68.64
5	53		Richard ILIFFE	Riley Kestrel 12/4 Spl	9	1:27.73	8	02.26	68.12
6	82		John GUYATT	Talbot Lago T150C	9	1:28.35	7	02.88	67.64
7	21		Nicholas LEES	Riley Special 2Str	5	1:29.75	4	04.28	66.58
8	41		Simon BLAKENEY-EDWARDS	Frazer Nash Super Sports	8	1:30.65	7	05.18	65.92
9	42		Paul BULLETT	Frazer Nash Super Sports	9	1:30.74	4	05.27	65.86
10	143		Ian STANDING	Riley Brooklands	9	1:31.64	9	06.17	65.21
11	71		Fred BOOTHBY	MG J2	8	1:34.28	8	08.81	63.39
12	23		Colin WOLSTENHOLME	Riley Racing MPH	8	1:34.45	7	08.98	63.27
13	151		David JOHNSON	Frazer Nash Colmore	9	1:35.00	8	09.53	62.91
14	43		Ian BINGHAM	Frazer Nash Geoghegan S	8	1:35.53	4	10.06	62.56
15	92		John POLSON	Talbot AV 105	9	1:35.68	3	10.21	62.46
16	22		Michael NEW	Riley 12/4	8	1:37.49	8	12.02	61.30
17	32		John EVERETT	Austin 7 Ulster Sport	8	1:38.42	8	12.95	60.72
18	33		Mark GROVES	Austin 7 Ulster	8	1:38.61	8	13.14	60.60
19	94		Geoffrey BRADFORD	Talbot-Lago T120 Sports	8	1:39.22	7	13.75	60.23
20	91		Norman PEMBERTON	Talbot 95/105	8	1:40.13	8	14.66	59.68
21	62		Tim PARKER	Lagonda 2 Litre Sml	7	1:43.82	7	18.35	57.56
22	61		Tim WADSWORTH	Lagonda 2 Ltr L/C Tourer	7	1:45.37	6	19.90	56.71
23	31		Claire FURNELL-WILLIAMS	Austin 7 The Toy	7	1:46.70	6	21.23	56.01
24	72		Anne BOURSOT	MG PA 2Str	7	1:47.78	7	22.31	55.45
25	63		Andrew HOWE-DAVIES	Lagonda 3 Litre	6	1:58.09	6	32.62	50.61

#### Not-Seen

93 Anthony FENWICK-WILSON Railton LS Tourer

Start Time : 09:15

Oulton Park

18 Jul 15 09:33

Clerk of Course:

Time Issued:

Chief Timekeeper:

THESE RESULTS ARE PROVISIONAL UNTIL THE CONCLUSION OF ANY JUDICIAL AND TECHNICAL MATTERS

HS Sports Timing and Results Systems - Results and Lap Times at [www.hssports.co.uk](http://www.hssports.co.uk)

# TIMED PRACTICE

## LAP TIMES - SESSION 1

<b>21</b>	<b>Nicholas LEES</b>										
	<b>Lap</b>	<b>1</b>	<b>2</b>	<b>3</b>	<b>4</b>	<b>5</b>	<b>6</b>	<b>7</b>	<b>8</b>	<b>9</b>	<b>10</b>
	1	1:35.13	1:32.88	1:30.76	1:29.75	1:43.14					
<b>22</b>	<b>Michael NEW</b>										
	<b>Lap</b>	<b>1</b>	<b>2</b>	<b>3</b>	<b>4</b>	<b>5</b>	<b>6</b>	<b>7</b>	<b>8</b>	<b>9</b>	<b>10</b>
	1	1:47.67	1:45.21	1:44.04	1:42.72	1:39.86	1:39.33	1:37.95	1:37.49		
<b>23</b>	<b>Colin WOLSTENHOLME</b>										
	<b>Lap</b>	<b>1</b>	<b>2</b>	<b>3</b>	<b>4</b>	<b>5</b>	<b>6</b>	<b>7</b>	<b>8</b>	<b>9</b>	<b>10</b>
	1	1:45.34	1:42.83	1:36.79	1:34.97	1:34.73	1:35.36	1:34.45	1:36.26		
<b>31</b>	<b>Claire FURNELL-WILLIAMS</b>										
	<b>Lap</b>	<b>1</b>	<b>2</b>	<b>3</b>	<b>4</b>	<b>5</b>	<b>6</b>	<b>7</b>	<b>8</b>	<b>9</b>	<b>10</b>
	1	1:56.10	1:53.46	1:53.40	1:52.55	1:49.76	1:46.70	1:47.00			
<b>32</b>	<b>John EVERETT</b>										
	<b>Lap</b>	<b>1</b>	<b>2</b>	<b>3</b>	<b>4</b>	<b>5</b>	<b>6</b>	<b>7</b>	<b>8</b>	<b>9</b>	<b>10</b>
	1	1:46.20	1:45.01	1:43.30	1:40.56	1:42.79	1:41.02	1:43.39	1:38.42		
<b>33</b>	<b>Mark GROVES</b>										
	<b>Lap</b>	<b>1</b>	<b>2</b>	<b>3</b>	<b>4</b>	<b>5</b>	<b>6</b>	<b>7</b>	<b>8</b>	<b>9</b>	<b>10</b>
	1	1:51.90	1:47.41	1:43.22	1:42.23	1:43.80	1:39.71	1:45.70	1:38.61		
<b>41</b>	<b>Simon BLAKENEY-EDWARDS</b>										
	<b>Lap</b>	<b>1</b>	<b>2</b>	<b>3</b>	<b>4</b>	<b>5</b>	<b>6</b>	<b>7</b>	<b>8</b>	<b>9</b>	<b>10</b>
	1	1:40.60	1:34.36	1:37.30	1:32.43	1:31.46	1:31.00	1:30.65	1:31.66		
<b>42</b>	<b>Paul BULLETT</b>										
	<b>Lap</b>	<b>1</b>	<b>2</b>	<b>3</b>	<b>4</b>	<b>5</b>	<b>6</b>	<b>7</b>	<b>8</b>	<b>9</b>	<b>10</b>
	1	1:41.70	1:39.44	1:33.16	1:30.74	1:34.71	1:32.58	1:32.26	1:31.03	1:33.74	
<b>43</b>	<b>Ian BINGHAM</b>										
	<b>Lap</b>	<b>1</b>	<b>2</b>	<b>3</b>	<b>4</b>	<b>5</b>	<b>6</b>	<b>7</b>	<b>8</b>	<b>9</b>	<b>10</b>
	1	1:41.14	1:41.75	1:36.15	1:35.53	1:36.16	1:37.76	1:36.44	1:36.90		
<b>51</b>	<b>David PRYKE</b>										
	<b>Lap</b>	<b>1</b>	<b>2</b>	<b>3</b>	<b>4</b>	<b>5</b>	<b>6</b>	<b>7</b>	<b>8</b>	<b>9</b>	<b>10</b>
	1	1:33.98	1:29.62	1:27.54	1:25.73	1:27.36	1:27.94	1:31.92	1:25.47	1:29.58	
<b>52</b>	<b>Tim KNELLER</b>										
	<b>Lap</b>	<b>1</b>	<b>2</b>	<b>3</b>	<b>4</b>	<b>5</b>	<b>6</b>	<b>7</b>	<b>8</b>	<b>9</b>	<b>10</b>
	1	1:40.32	1:31.38	1:28.95	1:33.36	1:28.56	1:27.72	1:31.02	1:26.92	1:30.79	
<b>53</b>	<b>Richard ILIFFE</b>										
	<b>Lap</b>	<b>1</b>	<b>2</b>	<b>3</b>	<b>4</b>	<b>5</b>	<b>6</b>	<b>7</b>	<b>8</b>	<b>9</b>	<b>10</b>
	1	1:35.60	1:29.85	1:30.98	1:29.47	1:27.94	1:29.93	1:28.22	1:27.73	1:28.19	
<b>61</b>	<b>Tim WADSWORTH</b>										
	<b>Lap</b>	<b>1</b>	<b>2</b>	<b>3</b>	<b>4</b>	<b>5</b>	<b>6</b>	<b>7</b>	<b>8</b>	<b>9</b>	<b>10</b>
	1	1:52.56	1:46.62	1:47.42	1:45.72	1:46.31	1:45.37	1:45.69			

<b>62</b>	<b>Tim PARKER</b>										
	<b>Lap</b>	<b>1</b>	<b>2</b>	<b>3</b>	<b>4</b>	<b>5</b>	<b>6</b>	<b>7</b>	<b>8</b>	<b>9</b>	<b>10</b>
	1	1:55.89	1:49.15	1:46.78	1:46.66	1:45.07	1:45.00	1:43.82			
<b>63</b>	<b>Andrew HOWE-DAVIES</b>										
	<b>Lap</b>	<b>1</b>	<b>2</b>	<b>3</b>	<b>4</b>	<b>5</b>	<b>6</b>	<b>7</b>	<b>8</b>	<b>9</b>	<b>10</b>
	1	2:06.80	2:05.14	2:02.42	2:03.24	1:58.92	1:58.09				
<b>71</b>	<b>Fred BOOTHBY</b>										
	<b>Lap</b>	<b>1</b>	<b>2</b>	<b>3</b>	<b>4</b>	<b>5</b>	<b>6</b>	<b>7</b>	<b>8</b>	<b>9</b>	<b>10</b>
	1	1:41.53	1:41.32	1:35.92	1:35.51	1:36.83	1:35.28	1:37.47	1:34.28		
<b>72</b>	<b>Anne BOURSOT</b>										
	<b>Lap</b>	<b>1</b>	<b>2</b>	<b>3</b>	<b>4</b>	<b>5</b>	<b>6</b>	<b>7</b>	<b>8</b>	<b>9</b>	<b>10</b>
	1	2:01.22	1:52.61	1:54.98	1:50.78	1:52.12	1:48.73	1:47.78			
<b>81</b>	<b>Sue DARBYSHIRE</b>										
	<b>Lap</b>	<b>1</b>	<b>2</b>	<b>3</b>	<b>4</b>	<b>5</b>	<b>6</b>	<b>7</b>	<b>8</b>	<b>9</b>	<b>10</b>
	1	1:33.57	1:30.32	1:28.10	1:27.28	1:26.61	1:30.15	1:26.29	1:27.85	1:25.85	
<b>82</b>	<b>John GUYATT</b>										
	<b>Lap</b>	<b>1</b>	<b>2</b>	<b>3</b>	<b>4</b>	<b>5</b>	<b>6</b>	<b>7</b>	<b>8</b>	<b>9</b>	<b>10</b>
	1	1:39.08	1:29.07	1:31.44	1:29.76	1:28.96	1:30.39	1:28.35	1:29.87	1:29.36	
<b>83</b>	<b>Mark BRETT</b>										
	<b>Lap</b>	<b>1</b>	<b>2</b>	<b>3</b>	<b>4</b>	<b>5</b>	<b>6</b>	<b>7</b>	<b>8</b>	<b>9</b>	<b>10</b>
	1	1:41.90	1:30.40	1:31.19	1:32.96	1:32.83	1:27.06	1:30.90	1:28.64	1:33.33	
<b>91</b>	<b>Norman PEMBERTON</b>										
	<b>Lap</b>	<b>1</b>	<b>2</b>	<b>3</b>	<b>4</b>	<b>5</b>	<b>6</b>	<b>7</b>	<b>8</b>	<b>9</b>	<b>10</b>
	1	1:46.41	1:46.17	1:45.43	1:44.13	1:44.59	1:41.26	1:40.97	1:40.13		
<b>92</b>	<b>John POLSON</b>										
	<b>Lap</b>	<b>1</b>	<b>2</b>	<b>3</b>	<b>4</b>	<b>5</b>	<b>6</b>	<b>7</b>	<b>8</b>	<b>9</b>	<b>10</b>
	1	1:43.83	1:39.00	1:35.68	1:38.19	1:37.01	1:37.11	1:36.19	1:36.24	1:36.53	
<b>94</b>	<b>Geoffrey BRADFORD</b>										
	<b>Lap</b>	<b>1</b>	<b>2</b>	<b>3</b>	<b>4</b>	<b>5</b>	<b>6</b>	<b>7</b>	<b>8</b>	<b>9</b>	<b>10</b>
	1	1:51.39	1:46.99	1:44.13	1:41.83	1:42.97	1:41.01	1:39.22	1:42.47		
<b>143</b>	<b>Ian STANDING</b>										
	<b>Lap</b>	<b>1</b>	<b>2</b>	<b>3</b>	<b>4</b>	<b>5</b>	<b>6</b>	<b>7</b>	<b>8</b>	<b>9</b>	<b>10</b>
	1	1:43.10	1:40.68	1:33.36	1:32.60	1:32.43	1:32.79	1:34.59	1:34.02	1:31.64	
<b>151</b>	<b>David JOHNSON</b>										
	<b>Lap</b>	<b>1</b>	<b>2</b>	<b>3</b>	<b>4</b>	<b>5</b>	<b>6</b>	<b>7</b>	<b>8</b>	<b>9</b>	<b>10</b>
	1	1:39.86	1:37.35	1:35.33	1:35.97	1:35.84	1:35.05	1:35.14	1:35.00	1:35.54	



# The Vintage Sports-Car Club

## TIMED PRACTICE

### PROVISIONAL RESULT - SESSION 2

PI	No	CI Name	Car	Laps	Time on Lap	Behind	MPH
1	101	Charles GILLET	Frazer Nash Super Sports	9	1:19.21	6	75.45
2	103	Jonathan COBB	Frazer Nash Ford	10	1:21.91	7 02.70	72.96
3	102	Justin MAEERS	GN Parker	2	1:23.92	1 04.71	71.21
4	141	James POTTER	Riley Brooklands	8	1:27.18	7 07.97	68.55
5	113	Tom WATERFIELD	Austin 7 Special	8	1:29.01	7 09.80	67.14
6	161	Charles JONES	MG L Magna	9	1:29.10	9 09.89	67.07
7	173	Trevor SWETE	Invicta 3/4.5 Litre	8	1:31.40	5 12.19	65.38
8	121	Steve WHITE	Riley Nine 12/4 Special	8	1:32.55	3 13.34	64.57
9	171	Richard REAY-SMITH	Lagonda LG 45	8	1:33.50	6 14.29	63.91
10	162	Duncan POTTER	MG Montlhery Midget	8	1:37.75	6 18.54	61.14
11	152	Andy NEWBOUND	Frazer Nash Ulster 100	8	1:37.78	6 18.57	61.12
12	182	Adam GENTILLI	Frazer Nash TT Replica	8	1:38.39	5 19.18	60.74
13	153	Phillip TILLYARD	Frazer Nash T.T. Replica	7	1:39.33	6 20.12	60.16
14	163	Andrew MORLAND	MG L1 4 Seater	7	1:40.54	7 21.33	59.44
15	183	Peter COBB	Frazer Nash TT Replica S	6	1:41.35	2 22.14	58.96
16	123	Marcus FRIEDER	Riley 12/4	7	1:42.37	7 23.16	58.38
17	181	David LEIGH	Frazer Nash Interceptor	7	1:43.43	5 24.22	57.78
18	142	David LAMB	Riley Brooklands	8	1:43.80	6 24.59	57.57
19	111	George PARKINSON	Rosengart LR2 Torpedo	7	1:47.91	6 28.70	55.38
20	112	Robert MOORE	Austin 7	7	1:50.95	5 31.74	53.86
21	122	Roland WOODTLI	Riley 15/6 Special	7	1:53.60	5 34.39	52.61
22	172	Alan BROWN	Lagonda Lg45	7	1:55.77	5 36.56	51.62

Start Time : 09:35

Oulton Park

18 Jul 15 09:54

Clerk of Course:

Time Issued:

Chief Timekeeper:

THESE RESULTS ARE PROVISIONAL UNTIL THE CONCLUSION OF ANY JUDICIAL AND TECHNICAL MATTERS

HS Sports Timing and Results Systems - Results and Lap Times at [www.hssports.co.uk](http://www.hssports.co.uk)

# TIMED PRACTICE

## LAP TIMES - SESSION 2

---

**101 Charles GILLETT**

Lap	1	2	3	4	5	6	7	8	9	10
1	1:23.91	1:25.27	1:24.16	1:21.28	1:20.36	1:19.21	1:19.39	1:20.59	1:49.47	

---

**102 Justin MAEERS**

Lap	1	2	3	4	5	6	7	8	9	10
1	1:23.92	1:27.11								

---

**103 Jonathan COBB**

Lap	1	2	3	4	5	6	7	8	9	10
1	1:24.44	1:26.55	1:29.52	1:23.86	1:22.21	1:22.27	1:21.91	1:22.27	1:24.99	1:22.94

---

**111 George PARKINSON**

Lap	1	2	3	4	5	6	7	8	9	10
1	1:56.72	1:50.55	1:50.60	1:48.91	1:48.74	1:47.91	1:48.15			

---

**112 Robert MOORE**

Lap	1	2	3	4	5	6	7	8	9	10
1	1:55.44	1:54.38	1:53.77	1:52.23	1:50.95	1:51.05	1:55.47			

---

**113 Tom WATERFIELD**

Lap	1	2	3	4	5	6	7	8	9	10
1	1:40.70	1:33.16	1:33.92	1:31.13	1:31.72	1:29.90	1:29.01	1:29.18		

---

**121 Steve WHITE**

Lap	1	2	3	4	5	6	7	8	9	10
1	1:42.01	1:36.30	1:32.55	1:33.82	1:38.41	1:37.60	1:37.72	1:39.16		

---

**122 Roland WOODTLI**

Lap	1	2	3	4	5	6	7	8	9	10
1	1:57.21	1:54.95	1:57.00	1:57.82	1:53.60	1:54.47	1:56.32			

---

**123 Marcus FRIEDER**

Lap	1	2	3	4	5	6	7	8	9	10
1	1:46.13	1:51.59	1:44.35	1:43.47	1:43.81	1:43.46	1:42.37			

---

**141 James POTTER**

Lap	1	2	3	4	5	6	7	8	9	10
1	1:43.18	1:34.05	1:29.05	1:30.57	1:29.12	1:30.88	1:27.18	1:28.70		

---

**142 David LAMB**

Lap	1	2	3	4	5	6	7	8	9	10
1	1:47.76	1:48.53	1:47.76	1:45.52	1:46.03	1:43.80	1:53.94	1:45.07		

---

**152 Andy NEWBOUND**

Lap	1	2	3	4	5	6	7	8	9	10
1	1:46.31	1:43.05	1:39.30	1:40.29	1:38.68	1:37.78	1:50.80	1:41.88		

---

**153 Phillip TILLYARD**

Lap	1	2	3	4	5	6	7	8	9	10
1	1:47.92	1:43.85	1:41.28	1:44.23	1:41.99	1:39.33	1:41.07			

<b>161</b>	<b>Charles JONES</b>									
<b>Lap</b>	<b>1</b>	<b>2</b>	<b>3</b>	<b>4</b>	<b>5</b>	<b>6</b>	<b>7</b>	<b>8</b>	<b>9</b>	<b>10</b>
1	1:32.36	1:30.10	1:32.23	1:29.59	1:30.75	1:31.19	1:29.43	1:31.60	1:29.10	
<b>162</b>	<b>Duncan POTTER</b>									
<b>Lap</b>	<b>1</b>	<b>2</b>	<b>3</b>	<b>4</b>	<b>5</b>	<b>6</b>	<b>7</b>	<b>8</b>	<b>9</b>	<b>10</b>
1	1:42.88	1:42.94	1:37.78	1:39.39	1:38.72	1:37.75	1:50.21	1:43.99		
<b>163</b>	<b>Andrew MORLAND</b>									
<b>Lap</b>	<b>1</b>	<b>2</b>	<b>3</b>	<b>4</b>	<b>5</b>	<b>6</b>	<b>7</b>	<b>8</b>	<b>9</b>	<b>10</b>
1	1:49.20	1:46.66	1:44.17	1:42.89	1:41.98	1:42.06	1:40.54			
<b>171</b>	<b>Richard REAY-SMITH</b>									
<b>Lap</b>	<b>1</b>	<b>2</b>	<b>3</b>	<b>4</b>	<b>5</b>	<b>6</b>	<b>7</b>	<b>8</b>	<b>9</b>	<b>10</b>
1	1:44.31	1:39.48	1:36.14	1:34.04	1:33.94	1:33.50	1:33.54	1:34.95		
<b>172</b>	<b>Alan BROWN</b>									
<b>Lap</b>	<b>1</b>	<b>2</b>	<b>3</b>	<b>4</b>	<b>5</b>	<b>6</b>	<b>7</b>	<b>8</b>	<b>9</b>	<b>10</b>
1	2:00.42	1:57.45	1:56.28	1:57.24	1:55.77	1:56.19	1:58.65			
<b>173</b>	<b>Trevor SWETE</b>									
<b>Lap</b>	<b>1</b>	<b>2</b>	<b>3</b>	<b>4</b>	<b>5</b>	<b>6</b>	<b>7</b>	<b>8</b>	<b>9</b>	<b>10</b>
1	1:44.24	1:35.49	1:31.82	1:32.26	1:31.40	1:32.83	1:35.83	1:32.15		
<b>181</b>	<b>David LEIGH</b>									
<b>Lap</b>	<b>1</b>	<b>2</b>	<b>3</b>	<b>4</b>	<b>5</b>	<b>6</b>	<b>7</b>	<b>8</b>	<b>9</b>	<b>10</b>
1	1:45.75	1:47.61	1:44.99	1:43.79	1:43.43	1:44.30	1:44.88			
<b>182</b>	<b>Adam GENTILLI</b>									
<b>Lap</b>	<b>1</b>	<b>2</b>	<b>3</b>	<b>4</b>	<b>5</b>	<b>6</b>	<b>7</b>	<b>8</b>	<b>9</b>	<b>10</b>
1	1:44.47	1:43.83	1:39.66	1:39.11	1:38.39	1:38.99	1:39.12	1:42.21		
<b>183</b>	<b>Peter COBB</b>									
<b>Lap</b>	<b>1</b>	<b>2</b>	<b>3</b>	<b>4</b>	<b>5</b>	<b>6</b>	<b>7</b>	<b>8</b>	<b>9</b>	<b>10</b>
1	1:42.12	1:41.35	1:42.06	1:45.41	1:41.66	1:42.27				



# The Vintage Sports-Car Club

## TIMED PRACTICE

### PROVISIONAL RESULT - SESSION 3

PI	No	CI	Name	Car	Laps	Time on Lap	Behind	MPH
1	97		Rodney SEBER	Wolseley Hornet Special	9	1:24.61	8	70.63
2	20		Andrew MITCHELL	HRG 1 1/2 Litre	9	1:26.01	5 01.40	69.48
3	34		Mike PAINTER	MG Kayne	6	1:27.46	4 02.85	68.33
4	36		John EARLE MARSH	Alvis Silver Eagle	8	1:29.84	8 05.23	66.52
5	29		Durward LAWSON	Riley Special	9	1:31.66	2 07.05	65.20
6	47		Christopher BATTY	Frazer Nash Super Sports	7	1:31.79	6 07.18	65.11
7	35		Greg LERIGO	Riley Special	8	1:33.42	3 08.81	63.97
8	74		Edward HARRIS	Invicta High Chassis	8	1:33.58	7 08.97	63.86
9	37		Ralf EMMERLING	Riley Brooklands	8	1:34.82	8 10.21	63.02
10	198		David SEBER	Wolseley Hornet Special	8	1:35.36	3 10.75	62.67
11	202		Dennis BINGHAM	Riley Falcon Special	8	1:36.07	3 11.46	62.20
12	49		Stuart ROPER-MARSHALL	Austin 7 Special	8	1:37.76	3 13.15	61.13
13	57		Malcolm UNDERWOOD	Delahaye 135	8	1:37.98	4 13.37	60.99
14	193		John McAVOY	Riley 12/4 Special	8	1:41.49	6 16.88	58.88
15	203		Leonard LORD	Riley Falcon	8	1:42.35	7 17.74	58.39
16	191		Mark BRENNAN	Alvis 12/50	7	1:47.11	7 22.50	55.79
17	73		Hamish McNINCH	MG PA 2Str	7	1:47.16	7 22.55	55.77
18	192		Nicholas BENNETT	Alvis Silver Eagle	7	1:49.95	6 25.34	54.35
19	201		Robert WARDALE	Riley Special	7	1:52.36	3 27.75	53.19
20	80		Stephen WALLEY	Alvis Firebird	7	1:54.26	3 29.65	52.30
<b>Not-Seen</b>								
	18		Duncan WOOD	Morgan Super Aero				
	67		Tony CANNY	Riley TT Sprite				
	77		James WHITMORE	Riley 12/4 Special				

Start Time : 09:56

Oulton Park

18 Jul 15 10:14

Clerk of Course:

Time Issued:

Chief Timekeeper:

THESE RESULTS ARE PROVISIONAL UNTIL THE CONCLUSION OF ANY JUDICIAL AND TECHNICAL MATTERS

HS Sports Timing and Results Systems - Results and Lap Times at [www.hssports.co.uk](http://www.hssports.co.uk)



# TIMED PRACTICE

## LAP TIMES - SESSION 3

<b>20</b>	<b>Andrew MITCHELL</b>										
	<b>Lap</b>	<b>1</b>	<b>2</b>	<b>3</b>	<b>4</b>	<b>5</b>	<b>6</b>	<b>7</b>	<b>8</b>	<b>9</b>	<b>10</b>
	1	1:31.62	1:28.81	1:30.18	1:28.35	1:26.01	1:27.20	1:26.74	1:33.86	1:30.92	
<b>29</b>	<b>Durward LAWSON</b>										
	<b>Lap</b>	<b>1</b>	<b>2</b>	<b>3</b>	<b>4</b>	<b>5</b>	<b>6</b>	<b>7</b>	<b>8</b>	<b>9</b>	<b>10</b>
	1	1:32.11	1:31.66	1:32.05	1:40.18	1:36.07	1:33.74	1:34.55	1:34.16	1:34.96	
<b>34</b>	<b>Mike PAINTER</b>										
	<b>Lap</b>	<b>1</b>	<b>2</b>	<b>3</b>	<b>4</b>	<b>5</b>	<b>6</b>	<b>7</b>	<b>8</b>	<b>9</b>	<b>10</b>
	1	1:39.84	1:34.95	1:32.72	1:27.46	1:38.79	1:59.08				
<b>35</b>	<b>Greg LERIGO</b>										
	<b>Lap</b>	<b>1</b>	<b>2</b>	<b>3</b>	<b>4</b>	<b>5</b>	<b>6</b>	<b>7</b>	<b>8</b>	<b>9</b>	<b>10</b>
	1	1:59.93	1:42.24	1:33.42	1:35.99	1:34.62	1:36.45	1:37.15	1:58.52		
<b>36</b>	<b>John EARLE MARSH</b>										
	<b>Lap</b>	<b>1</b>	<b>2</b>	<b>3</b>	<b>4</b>	<b>5</b>	<b>6</b>	<b>7</b>	<b>8</b>	<b>9</b>	<b>10</b>
	1	1:42.78	1:38.14	1:33.63	1:32.04	1:35.17	1:31.47	1:32.06	1:29.84		
<b>37</b>	<b>Ralf EMMERLING</b>										
	<b>Lap</b>	<b>1</b>	<b>2</b>	<b>3</b>	<b>4</b>	<b>5</b>	<b>6</b>	<b>7</b>	<b>8</b>	<b>9</b>	<b>10</b>
	1	1:39.14	1:38.14	1:39.49	1:35.89	1:35.56	1:38.38	1:35.48	1:34.82		
<b>47</b>	<b>Christopher BATTY</b>										
	<b>Lap</b>	<b>1</b>	<b>2</b>	<b>3</b>	<b>4</b>	<b>5</b>	<b>6</b>	<b>7</b>	<b>8</b>	<b>9</b>	<b>10</b>
	1	1:38.05	1:35.63	1:34.11	1:36.86	1:36.10	1:31.79	1:32.14			
<b>49</b>	<b>Stuart ROPER-MARSHALL</b>										
	<b>Lap</b>	<b>1</b>	<b>2</b>	<b>3</b>	<b>4</b>	<b>5</b>	<b>6</b>	<b>7</b>	<b>8</b>	<b>9</b>	<b>10</b>
	1	1:41.34	1:42.01	1:37.76	1:38.94	1:38.49	1:42.65	1:39.14	1:38.21		
<b>57</b>	<b>Malcolm UNDERWOOD</b>										
	<b>Lap</b>	<b>1</b>	<b>2</b>	<b>3</b>	<b>4</b>	<b>5</b>	<b>6</b>	<b>7</b>	<b>8</b>	<b>9</b>	<b>10</b>
	1	1:45.31	1:41.45	1:43.32	1:37.98	1:40.06	1:41.38	1:42.70	1:38.78		
<b>73</b>	<b>Hamish McNINCH</b>										
	<b>Lap</b>	<b>1</b>	<b>2</b>	<b>3</b>	<b>4</b>	<b>5</b>	<b>6</b>	<b>7</b>	<b>8</b>	<b>9</b>	<b>10</b>
	1	2:00.26	1:55.67	1:51.92	1:50.96	1:50.61	1:52.53	1:47.16			
<b>74</b>	<b>Edward HARRIS</b>										
	<b>Lap</b>	<b>1</b>	<b>2</b>	<b>3</b>	<b>4</b>	<b>5</b>	<b>6</b>	<b>7</b>	<b>8</b>	<b>9</b>	<b>10</b>
	1	1:57.47	1:41.11	1:43.99	1:37.47	1:38.06	1:34.11	1:33.58	1:40.11		
<b>80</b>	<b>Stephen WALLEY</b>										
	<b>Lap</b>	<b>1</b>	<b>2</b>	<b>3</b>	<b>4</b>	<b>5</b>	<b>6</b>	<b>7</b>	<b>8</b>	<b>9</b>	<b>10</b>
	1	1:57.36	1:56.00	1:54.26	1:54.34	1:54.79	1:57.19	1:56.27			
<b>97</b>	<b>Rodney SEBER</b>										
	<b>Lap</b>	<b>1</b>	<b>2</b>	<b>3</b>	<b>4</b>	<b>5</b>	<b>6</b>	<b>7</b>	<b>8</b>	<b>9</b>	<b>10</b>
	1	1:39.73	1:28.23	1:27.60	1:34.54	1:26.84	1:26.61	1:25.10	1:24.61	1:39.01	

<b>191</b>	<b>Mark BRENNAN</b>									
<b>Lap</b>	<b>1</b>	<b>2</b>	<b>3</b>	<b>4</b>	<b>5</b>	<b>6</b>	<b>7</b>	<b>8</b>	<b>9</b>	<b>10</b>
1	1:57.84	1:51.37	1:49.08	1:47.79	1:48.62	1:48.03	1:47.11			
<b>192</b>	<b>Nicholas BENNETT</b>									
<b>Lap</b>	<b>1</b>	<b>2</b>	<b>3</b>	<b>4</b>	<b>5</b>	<b>6</b>	<b>7</b>	<b>8</b>	<b>9</b>	<b>10</b>
1	1:59.04	1:54.25	1:55.53	1:51.64	1:53.74	1:49.95	1:51.57			
<b>193</b>	<b>John McAVOY</b>									
<b>Lap</b>	<b>1</b>	<b>2</b>	<b>3</b>	<b>4</b>	<b>5</b>	<b>6</b>	<b>7</b>	<b>8</b>	<b>9</b>	<b>10</b>
1	1:52.75	1:48.57	1:45.14	1:43.58	1:44.12	1:41.49	1:42.20	1:42.32		
<b>198</b>	<b>David SEBER</b>									
<b>Lap</b>	<b>1</b>	<b>2</b>	<b>3</b>	<b>4</b>	<b>5</b>	<b>6</b>	<b>7</b>	<b>8</b>	<b>9</b>	<b>10</b>
1	1:49.27	1:40.60	1:35.36	1:36.97	1:36.94	1:36.96	1:41.26	1:38.74		
<b>201</b>	<b>Robert WARDALE</b>									
<b>Lap</b>	<b>1</b>	<b>2</b>	<b>3</b>	<b>4</b>	<b>5</b>	<b>6</b>	<b>7</b>	<b>8</b>	<b>9</b>	<b>10</b>
1	2:02.31	1:58.46	1:52.36	1:53.75	1:55.43	1:53.44	1:55.82			
<b>202</b>	<b>Dennis BINGHAM</b>									
<b>Lap</b>	<b>1</b>	<b>2</b>	<b>3</b>	<b>4</b>	<b>5</b>	<b>6</b>	<b>7</b>	<b>8</b>	<b>9</b>	<b>10</b>
1	1:46.22	1:40.52	1:36.07	1:37.25	1:38.38	1:40.77	1:40.61	1:39.54		
<b>203</b>	<b>Leonard LORD</b>									
<b>Lap</b>	<b>1</b>	<b>2</b>	<b>3</b>	<b>4</b>	<b>5</b>	<b>6</b>	<b>7</b>	<b>8</b>	<b>9</b>	<b>10</b>
1	1:50.10	1:43.65	1:46.09	1:42.92	1:42.37	1:42.62	1:42.35	1:42.93		



# The Vintage Sports-Car Club

## TIMED PRACTICE

### PROVISIONAL RESULT - SESSION 4

PI	No	CI	Name	Car	Laps	Time on Lap	Behind	MPH
1	1		Frederick HARPER	Kurtis Indy-Roadster	11	1:13.21	9	81.63
2	7		Robin LONGDON	Lola Mk2	11	1:13.33	10	81.49
3	4		Nicholas TOPLISS	ERA R4A	11	1:15.26	3	79.40
4	5		Ben FIDLER	ERA AJM 1	9	1:15.92	6	78.71
5	2		Paddins DOWLING	ERA R10B	10	1:16.56	6	78.06
6	27		William GRIMSHAW	Moorland Mk1	9	1:17.66	9	76.95
7	12		Duncan RICKETTS	Alta 2 Litre	10	1:17.87	9	76.74
8	15		Tony LEES	AC/GN Cognac	8	1:19.17	7	75.48
9	11		Tim GREENHILL	Wolseley Hornet Special	10	1:20.27	10	74.45
10	19		Christian PEDERSEN	Austin 7 Special	10	1:20.31	7	74.41
11	24		Matt RICKETTS	Cooper Type 41	10	1:20.49	9	74.25
12	206		Graham BARRON	Gemini Mk2	9	1:20.75	9	74.01
13	10		Julian GRIMWADE	Frazer Nash Single Seat	9	1:21.48	8	73.34
14	8		Stephen SHOOSMITH	Bugatti T51	9	1:22.02	6	72.86
15	90		Thomas HARDMAN	MG Bellevue Special	9	1:24.53	9	70.70
16	16		Chris HUDSON	Bugatti T35B	7	1:27.71	2	68.13
<u>Not-Seen</u>								
	30		Simon BROWN	Cooper Mk4				

Start Time : 10:27

Oulton Park

18 Jul 15 10:45

Clerk of Course:

Time Issued:

Chief Timekeeper:

THESE RESULTS ARE PROVISIONAL UNTIL THE CONCLUSION OF ANY JUDICIAL AND TECHNICAL MATTERS

HS Sports Timing and Results Systems - Results and Lap Times at [www.hssports.co.uk](http://www.hssports.co.uk)

# TIMED PRACTICE

## LAP TIMES - SESSION 4

---

### 1 Frederick HARPER

Lap	1	2	3	4	5	6	7	8	9	10
1	1:19.74	1:15.89	1:17.16	1:18.44	1:17.47	1:14.64	1:17.34	1:15.52	1:13.21	1:13.89
11	1:14.65									

---

### 2 Paddins DOWLING

Lap	1	2	3	4	5	6	7	8	9	10
1	1:39.09	1:30.29	1:22.80	1:21.53	1:19.55	1:16.56	1:18.17	1:21.16	1:18.55	1:17.35

---

### 4 Nicholas TOPLISS

Lap	1	2	3	4	5	6	7	8	9	10
1	1:19.01	1:15.54	1:15.26	1:17.12	1:15.62	1:16.42	1:17.61	1:18.79	1:16.06	1:16.54
11	1:16.66									

---

### 5 Ben FIDLER

Lap	1	2	3	4	5	6	7	8	9	10
1	1:29.72	1:28.29	1:24.93	1:27.72	1:17.12	1:15.92	1:24.88	1:16.28	1:33.57	

---

### 7 Robin LONGDON

Lap	1	2	3	4	5	6	7	8	9	10
1	1:18.37	1:16.90	1:16.03	1:15.05	1:15.87	1:16.47	1:15.12	1:14.54	1:15.51	1:13.33
11	1:14.50									

---

### 8 Stephen SHOOSMITH

Lap	1	2	3	4	5	6	7	8	9	10
1	1:29.13	1:24.73	1:24.22	1:22.78	1:23.89	1:22.02	1:26.36	1:22.03	1:23.75	

---

### 10 Julian GRIMWADE

Lap	1	2	3	4	5	6	7	8	9	10
1	1:34.27	1:27.48	1:28.93	1:26.98	1:22.80	1:26.36	1:23.05	1:21.48	1:22.14	

---

### 11 Tim GREENHILL

Lap	1	2	3	4	5	6	7	8	9	10
1	1:24.65	1:24.18	1:21.72	1:21.05	1:21.32	1:22.34	1:21.37	1:23.65	1:20.89	1:20.27

---

### 12 Duncan RICKETTS

Lap	1	2	3	4	5	6	7	8	9	10
1	1:23.33	1:21.63	1:21.72	1:19.35	1:18.50	1:18.21	1:19.93	1:18.75	1:17.87	1:17.90

---

### 15 Tony LEES

Lap	1	2	3	4	5	6	7	8	9	10
1	1:23.56	1:22.94	1:20.52	1:20.26	1:20.54	1:19.31	1:19.17	1:51.71		

---

### 16 Chris HUDSON

Lap	1	2	3	4	5	6	7	8	9	10
1	1:28.13	1:27.71	1:27.99	1:27.96	1:31.79	1:33.18	1:56.55			

---

### 19 Christian PEDERSEN

Lap	1	2	3	4	5	6	7	8	9	10
1	1:24.84	1:24.47	1:24.06	1:21.98	1:21.63	1:22.49	1:20.31	1:23.74	1:23.42	1:20.51

---

**24 Matt RICKETTS**

Lap	1	2	3	4	5	6	7	8	9	10
1	1:29.77	1:27.56	1:24.81	1:24.23	1:26.11	1:26.99	1:24.70	1:21.72	1:20.49	1:24.03

---

**27 William GRIMSHAW**

Lap	1	2	3	4	5	6	7	8	9	10
1	1:28.95	1:21.37	1:24.56	1:18.22	1:17.99	1:18.62	1:28.38	1:24.27	1:17.66	

---

**90 Thomas HARDMAN**

Lap	1	2	3	4	5	6	7	8	9	10
1	1:33.56	1:27.22	1:27.04	1:26.18	1:26.65	1:29.04	1:30.16	1:24.64	1:24.53	

---

**206 Graham BARRON**

Lap	1	2	3	4	5	6	7	8	9	10
1	1:39.73	1:25.25	1:24.26	1:26.85	1:22.97	1:22.30	1:22.72	1:21.30	1:20.75	

---



# The Vintage Sports-Car Club

## TIMED PRACTICE

### PROVISIONAL RESULT - SESSION 5

PI	No	CI Name	Car	Laps	Time on Lap	Behind	MPH
1	241	Jo BLAKENEY-EDWARDS	Frazer Nash Super Sports	9	1:26.66	9	68.96
2	46	James RICKETTS	Riley 9 Monoposto	8	1:28.93	8 02.27	67.20
3	50	Harry PAINTER	MG PA 2Str	8	1:29.57	5 02.91	66.72
4	40	Nicholas HINE	Lagonda LG45	9	1:29.69	6 03.03	66.63
5	39	Andy BUSH	Riley TT Sprite Replica	9	1:30.43	3 03.77	66.08
6	59	Nick HAYWARD-COOK	Austin 7 Monoposto	8	1:30.99	8 04.33	65.68
7	55	Geoff TOMS	Fiat 508S	8	1:31.59	3 04.93	65.25
8	66	Bill CLEYNDERT	Wolseley Hornet Special	9	1:32.00	6 05.34	64.96
9	100	Jeremy BREWSTER	Lea-Francis Hyper	9	1:32.26	3 05.60	64.77
10	243	John COLLINS	Riley Brooklands	8	1:33.61	4 06.95	63.84
11	93	Anthony FENWICK-WILSON	Railton LS Tourer	8	1:35.18	6 08.52	62.79
12	38	Nicolas ROSSI	Alfa Romeo 6C 1750 GS	8	1:35.72	7 09.06	62.43
13	48	Hamish MONRO	Frazer Nash Super Sports	9	1:35.87	7 09.21	62.33
14	54	Nigel HALL	Lagonda LG45	8	1:37.12	5 10.46	61.53
15	65	John BRIGGS	Aston Martin Ulster	8	1:37.62	3 10.96	61.22
16	204	Steven PRYKE	Frazer Nash TT Replica	8	1:38.60	2 11.94	60.61
17	88	Olly SANDERS	Austin 7 Willis Special	8	1:39.25	8 12.59	60.21
18	64	Nicholas POWELL	Austin 7 Special	8	1:40.09	7 13.43	59.71
19	79	John REEVE	Riley Brooklands	8	1:40.10	8 13.44	59.70
20	76	Mark DOLTON	MG PB	6	1:43.56	2 16.90	57.71
21	58	Douglas MARTIN	Hillegass Sprint Car	5	1:44.07	3 17.41	57.42
22	251	Dennis JOHNSON	Frazer Nash Colmore	8	1:45.81	3 19.15	56.48
23	194	Richard BRADFORD	Talbot-Lago T120 Sports	7	1:45.93	7 19.27	56.41
24	75	Cyril HANCOCK	Fiat New Balilla	7	1:47.26	4 20.60	55.72
25	89	Sarah FOSTER	MG TB	7	1:54.50	3 27.84	52.19

#### Not-Seen

44 Marcus BLACK Talbot Lago T23

Start Time : 10:48

Oulton Park

18 Jul 15 11:05

Clerk of Course:

Time Issued:

Chief Timekeeper:

THESE RESULTS ARE PROVISIONAL UNTIL THE CONCLUSION OF ANY JUDICIAL AND TECHNICAL MATTERS

HS Sports Timing and Results Systems - Results and Lap Times at [www.hssports.co.uk](http://www.hssports.co.uk)

# TIMED PRACTICE

## LAP TIMES - SESSION 5

<b>38</b>	<b>Nicolas ROSSI</b>									
<b>Lap</b>	<b>1</b>	<b>2</b>	<b>3</b>	<b>4</b>	<b>5</b>	<b>6</b>	<b>7</b>	<b>8</b>	<b>9</b>	<b>10</b>
1	1:37.71	1:36.54	1:36.16	1:37.16	1:39.26	1:38.91	1:35.72	1:35.92		
<b>39</b>	<b>Andy BUSH</b>									
<b>Lap</b>	<b>1</b>	<b>2</b>	<b>3</b>	<b>4</b>	<b>5</b>	<b>6</b>	<b>7</b>	<b>8</b>	<b>9</b>	<b>10</b>
1	1:32.87	1:32.99	1:30.43	1:31.81	1:35.31	1:30.67	1:31.43	1:32.97	1:30.90	
<b>40</b>	<b>Nicholas HINE</b>									
<b>Lap</b>	<b>1</b>	<b>2</b>	<b>3</b>	<b>4</b>	<b>5</b>	<b>6</b>	<b>7</b>	<b>8</b>	<b>9</b>	<b>10</b>
1	1:36.29	1:34.14	1:33.13	1:40.47	1:32.69	1:29.69	1:30.77	1:33.76	1:32.20	
<b>46</b>	<b>James RICKETTS</b>									
<b>Lap</b>	<b>1</b>	<b>2</b>	<b>3</b>	<b>4</b>	<b>5</b>	<b>6</b>	<b>7</b>	<b>8</b>	<b>9</b>	<b>10</b>
1	1:42.75	1:38.67	1:31.12	1:30.62	1:35.31	1:35.13	1:34.02	1:28.93		
<b>48</b>	<b>Hamish MONRO</b>									
<b>Lap</b>	<b>1</b>	<b>2</b>	<b>3</b>	<b>4</b>	<b>5</b>	<b>6</b>	<b>7</b>	<b>8</b>	<b>9</b>	<b>10</b>
1	1:37.48	1:37.29	1:38.71	1:44.58	1:39.76	1:37.08	1:35.87	1:36.38	1:36.41	
<b>50</b>	<b>Harry PAINTER</b>									
<b>Lap</b>	<b>1</b>	<b>2</b>	<b>3</b>	<b>4</b>	<b>5</b>	<b>6</b>	<b>7</b>	<b>8</b>	<b>9</b>	<b>10</b>
1	1:40.21	1:33.29	1:31.46	1:35.02	1:29.57	1:34.49	1:29.64	1:34.43		
<b>54</b>	<b>Nigel HALL</b>									
<b>Lap</b>	<b>1</b>	<b>2</b>	<b>3</b>	<b>4</b>	<b>5</b>	<b>6</b>	<b>7</b>	<b>8</b>	<b>9</b>	<b>10</b>
1	1:39.37	1:43.19	1:39.45	1:39.03	1:37.12	1:49.16	1:39.97	1:40.14		
<b>55</b>	<b>Geoff TOMS</b>									
<b>Lap</b>	<b>1</b>	<b>2</b>	<b>3</b>	<b>4</b>	<b>5</b>	<b>6</b>	<b>7</b>	<b>8</b>	<b>9</b>	<b>10</b>
1	1:36.47	1:41.48	1:31.59	1:48.55	1:42.30	1:38.38	1:31.68	1:37.13		
<b>58</b>	<b>Douglas MARTIN</b>									
<b>Lap</b>	<b>1</b>	<b>2</b>	<b>3</b>	<b>4</b>	<b>5</b>	<b>6</b>	<b>7</b>	<b>8</b>	<b>9</b>	<b>10</b>
1	1:54.56	1:45.74	1:44.07	1:47.38	1:47.66					
<b>59</b>	<b>Nick HAYWARD-COOK</b>									
<b>Lap</b>	<b>1</b>	<b>2</b>	<b>3</b>	<b>4</b>	<b>5</b>	<b>6</b>	<b>7</b>	<b>8</b>	<b>9</b>	<b>10</b>
1	1:41.48	1:40.47	1:35.57	1:31.50	1:33.56	1:32.72	1:36.49	1:30.99		
<b>64</b>	<b>Nicholas POWELL</b>									
<b>Lap</b>	<b>1</b>	<b>2</b>	<b>3</b>	<b>4</b>	<b>5</b>	<b>6</b>	<b>7</b>	<b>8</b>	<b>9</b>	<b>10</b>
1	1:46.94	1:45.83	1:40.95	1:40.75	1:41.66	1:40.57	1:40.09	1:46.20		
<b>65</b>	<b>John BRIGGS</b>									
<b>Lap</b>	<b>1</b>	<b>2</b>	<b>3</b>	<b>4</b>	<b>5</b>	<b>6</b>	<b>7</b>	<b>8</b>	<b>9</b>	<b>10</b>
1	1:46.59	1:40.46	1:37.62	1:41.16	1:38.29	1:38.02	1:49.30	1:43.44		
<b>66</b>	<b>Bill CLEYNDERT</b>									
<b>Lap</b>	<b>1</b>	<b>2</b>	<b>3</b>	<b>4</b>	<b>5</b>	<b>6</b>	<b>7</b>	<b>8</b>	<b>9</b>	<b>10</b>
1	1:39.43	1:35.29	1:32.37	1:40.08	1:32.25	1:32.00	1:32.22	1:36.53	1:36.24	

<b>75</b>	<b>Cyril HANCOCK</b>									
<b>Lap</b>	<b>1</b>	<b>2</b>	<b>3</b>	<b>4</b>	<b>5</b>	<b>6</b>	<b>7</b>	<b>8</b>	<b>9</b>	<b>10</b>
1	1:52.86	1:51.42	1:48.64	1:47.26	1:48.60	1:49.81	1:48.22			
<b>76</b>	<b>Mark DOLTON</b>									
<b>Lap</b>	<b>1</b>	<b>2</b>	<b>3</b>	<b>4</b>	<b>5</b>	<b>6</b>	<b>7</b>	<b>8</b>	<b>9</b>	<b>10</b>
1	1:43.66	1:43.56	2:09.33	4:03.62	1:43.98	1:45.29				
<b>79</b>	<b>John REEVE</b>									
<b>Lap</b>	<b>1</b>	<b>2</b>	<b>3</b>	<b>4</b>	<b>5</b>	<b>6</b>	<b>7</b>	<b>8</b>	<b>9</b>	<b>10</b>
1	1:45.01	1:45.25	1:42.27	1:41.58	1:41.08	1:41.88	1:46.00	1:40.10		
<b>88</b>	<b>Oilly SANDERS</b>									
<b>Lap</b>	<b>1</b>	<b>2</b>	<b>3</b>	<b>4</b>	<b>5</b>	<b>6</b>	<b>7</b>	<b>8</b>	<b>9</b>	<b>10</b>
1	1:44.92	1:45.74	1:46.37	1:46.74	1:48.70	1:41.31	1:41.13	1:39.25		
<b>89</b>	<b>Sarah FOSTER</b>									
<b>Lap</b>	<b>1</b>	<b>2</b>	<b>3</b>	<b>4</b>	<b>5</b>	<b>6</b>	<b>7</b>	<b>8</b>	<b>9</b>	<b>10</b>
1	1:58.73	1:55.33	1:54.50	1:58.51	1:58.29	1:57.96	1:54.77			
<b>93</b>	<b>Anthony FENWICK-WILSON</b>									
<b>Lap</b>	<b>1</b>	<b>2</b>	<b>3</b>	<b>4</b>	<b>5</b>	<b>6</b>	<b>7</b>	<b>8</b>	<b>9</b>	<b>10</b>
1	1:40.37	1:41.05	1:37.61	1:41.42	1:39.15	1:35.18	1:35.67	1:41.94		
<b>100</b>	<b>Jeremy BREWSTER</b>									
<b>Lap</b>	<b>1</b>	<b>2</b>	<b>3</b>	<b>4</b>	<b>5</b>	<b>6</b>	<b>7</b>	<b>8</b>	<b>9</b>	<b>10</b>
1	1:37.05	1:35.53	1:32.26	1:35.03	1:35.09	1:32.67	1:33.65	1:34.89	1:33.49	
<b>194</b>	<b>Richard BRADFORD</b>									
<b>Lap</b>	<b>1</b>	<b>2</b>	<b>3</b>	<b>4</b>	<b>5</b>	<b>6</b>	<b>7</b>	<b>8</b>	<b>9</b>	<b>10</b>
1	1:53.76	1:49.13	1:52.27	1:49.72	1:51.85	1:49.11	1:45.93			
<b>204</b>	<b>Steven PRYKE</b>									
<b>Lap</b>	<b>1</b>	<b>2</b>	<b>3</b>	<b>4</b>	<b>5</b>	<b>6</b>	<b>7</b>	<b>8</b>	<b>9</b>	<b>10</b>
1	1:42.73	1:38.60	1:38.99	1:39.23	1:40.57	1:41.22	1:41.23	1:39.29		
<b>241</b>	<b>Jo BLAKENEY-EDWARDS</b>									
<b>Lap</b>	<b>1</b>	<b>2</b>	<b>3</b>	<b>4</b>	<b>5</b>	<b>6</b>	<b>7</b>	<b>8</b>	<b>9</b>	<b>10</b>
1	1:32.50	1:33.90	1:28.25	1:30.58	1:28.07	1:31.43	1:30.03	1:32.39	1:26.66	
<b>243</b>	<b>John COLLINS</b>									
<b>Lap</b>	<b>1</b>	<b>2</b>	<b>3</b>	<b>4</b>	<b>5</b>	<b>6</b>	<b>7</b>	<b>8</b>	<b>9</b>	<b>10</b>
1	1:42.88	1:42.29	1:35.44	1:33.61	1:34.71	1:40.50	1:37.43	1:41.09		
<b>251</b>	<b>Dennis JOHNSON</b>									
<b>Lap</b>	<b>1</b>	<b>2</b>	<b>3</b>	<b>4</b>	<b>5</b>	<b>6</b>	<b>7</b>	<b>8</b>	<b>9</b>	<b>10</b>
1	1:46.47	1:47.26	1:45.81	1:47.45	1:47.95	1:47.99	1:47.76	1:48.55		





# The Vintage Sports-Car Club

## TIMED PRACTICE

### PROVISIONAL RESULT - SESSION 6

PI	No	CI	Name	Car	Laps	Time on Lap	Behind	MPH
1	18		Duncan WOOD	Morgan Super Aero	8	1:22.80	6	72.17
2	26		Charlie MARTIN	Morgan Special	7	1:24.61	6 01.81	70.63
3	9		Tom WALKER	Amilcar-Hispano Special	7	1:25.54	4 02.74	69.86
4	98		Tony SEBER	Wolseley Hornet Special	7	1:26.49	2 03.69	69.09
5	17		Gary CAROLINE	Morgan Super Aero	8	1:26.77	6 03.97	68.87
6	25		Richard SCALDWELL	GN/JAP Grand Prix	7	1:28.52	6 05.72	67.51
7	45		Hughie WALKER	Martyr Frazer Nash Spl	7	1:31.62	4 08.82	65.23
8	205		Mark WALKER	GN Thunderbug	7	1:32.12	4 09.32	64.87
9	197		John SEBER	Wolseley Hornet Special	7	1:32.70	3 09.90	64.47
10	56		Joanne WHITE	Riley Nine 12/4 Special	6	1:34.73	4 11.93	63.08
11	60		David SAY	Morgan Super Aero	6	1:38.46	6 15.66	60.69
12	67		Tony CANNY	Riley TT Sprite	4	1:39.02	3 16.22	60.35
13	70		Kieran WHITE	T.R.S Racing Car	6	1:46.35	4 23.55	56.19
14	78		Noel RUNNELS-MOSS	Vauxhall 30-98 Velox	6	1:47.85	4 25.05	55.41
15	77		James WHITMORE	Riley 12/4 Special	6	1:48.89	4 26.09	54.88
16	84		Ian FYFE	Alvis 12/70 Special	6	1:55.81	5 33.01	51.60
17	85		Jonathan MILLER	Stutz Bearcat	4	2:00.72	1 37.92	49.50
18	86		Duncan ARTHURS	Tatra Type 11 Rennwagen	4	2:40.91	1 01:18.11	37.14
<b>Not-Seen</b>								
	14		Iain STEWART	Morgan Super Aero				
	69		David ASPLIN	Austin 7 Ulster Replica				

Start Time : 11:13

Oulton Park

18 Jul 15 11:29

Clerk of Course:

Time Issued:

Chief Timekeeper:

THESE RESULTS ARE PROVISIONAL UNTIL THE CONCLUSION OF ANY JUDICIAL AND TECHNICAL MATTERS

HS Sports Timing and Results Systems - Results and Lap Times at [www.hssports.co.uk](http://www.hssports.co.uk)

# TIMED PRACTICE

## LAP TIMES - SESSION 6

<b>9</b>	<b>Tom WALKER</b>										
	<b>Lap</b>	<b>1</b>	<b>2</b>	<b>3</b>	<b>4</b>	<b>5</b>	<b>6</b>	<b>7</b>	<b>8</b>	<b>9</b>	<b>10</b>
	1	1:34.66	1:27.20	1:26.51	1:25.54	1:27.15	1:26.41	1:29.23			
<b>17</b>	<b>Gary CAROLINE</b>										
	<b>Lap</b>	<b>1</b>	<b>2</b>	<b>3</b>	<b>4</b>	<b>5</b>	<b>6</b>	<b>7</b>	<b>8</b>	<b>9</b>	<b>10</b>
	1	1:27.62	1:31.33	1:28.11	1:29.17	1:26.79	1:26.77	1:26.81	1:29.17		
<b>18</b>	<b>Duncan WOOD</b>										
	<b>Lap</b>	<b>1</b>	<b>2</b>	<b>3</b>	<b>4</b>	<b>5</b>	<b>6</b>	<b>7</b>	<b>8</b>	<b>9</b>	<b>10</b>
	1	1:25.54	1:23.75	1:23.69	1:23.82	1:24.84	1:22.80	1:24.80	1:35.46		
<b>25</b>	<b>Richard SCALDWELL</b>										
	<b>Lap</b>	<b>1</b>	<b>2</b>	<b>3</b>	<b>4</b>	<b>5</b>	<b>6</b>	<b>7</b>	<b>8</b>	<b>9</b>	<b>10</b>
	1	1:33.66	1:34.69	1:29.93	1:30.14	1:29.14	1:28.52	1:30.82			
<b>26</b>	<b>Charlie MARTIN</b>										
	<b>Lap</b>	<b>1</b>	<b>2</b>	<b>3</b>	<b>4</b>	<b>5</b>	<b>6</b>	<b>7</b>	<b>8</b>	<b>9</b>	<b>10</b>
	1	1:29.56	1:25.30	1:27.69	1:31.02	1:27.93	1:24.61	1:35.75			
<b>45</b>	<b>Hughie WALKER</b>										
	<b>Lap</b>	<b>1</b>	<b>2</b>	<b>3</b>	<b>4</b>	<b>5</b>	<b>6</b>	<b>7</b>	<b>8</b>	<b>9</b>	<b>10</b>
	1	1:35.41	1:36.85	1:37.25	1:31.62	1:35.39	1:31.80	1:34.41			
<b>56</b>	<b>Joanne WHITE</b>										
	<b>Lap</b>	<b>1</b>	<b>2</b>	<b>3</b>	<b>4</b>	<b>5</b>	<b>6</b>	<b>7</b>	<b>8</b>	<b>9</b>	<b>10</b>
	1	1:41.44	1:41.21	1:36.70	1:34.73	1:38.03	2:53.94				
<b>60</b>	<b>David SAY</b>										
	<b>Lap</b>	<b>1</b>	<b>2</b>	<b>3</b>	<b>4</b>	<b>5</b>	<b>6</b>	<b>7</b>	<b>8</b>	<b>9</b>	<b>10</b>
	1	1:40.40	1:42.98	1:49.86	1:39.13	1:39.09	1:38.46				
<b>67</b>	<b>Tony CANNY</b>										
	<b>Lap</b>	<b>1</b>	<b>2</b>	<b>3</b>	<b>4</b>	<b>5</b>	<b>6</b>	<b>7</b>	<b>8</b>	<b>9</b>	<b>10</b>
	1	1:42.89	1:41.57	1:39.02	1:44.96						
<b>70</b>	<b>Kieran WHITE</b>										
	<b>Lap</b>	<b>1</b>	<b>2</b>	<b>3</b>	<b>4</b>	<b>5</b>	<b>6</b>	<b>7</b>	<b>8</b>	<b>9</b>	<b>10</b>
	1	1:47.25	1:47.85	1:49.49	1:46.35	1:48.04	1:48.38				
<b>77</b>	<b>James WHITMORE</b>										
	<b>Lap</b>	<b>1</b>	<b>2</b>	<b>3</b>	<b>4</b>	<b>5</b>	<b>6</b>	<b>7</b>	<b>8</b>	<b>9</b>	<b>10</b>
	1	1:55.69	1:50.22	1:50.41	1:48.89	1:56.77	1:53.60				
<b>78</b>	<b>Noel RUNNELS-MOSS</b>										
	<b>Lap</b>	<b>1</b>	<b>2</b>	<b>3</b>	<b>4</b>	<b>5</b>	<b>6</b>	<b>7</b>	<b>8</b>	<b>9</b>	<b>10</b>
	1	1:52.07	1:51.86	1:49.99	1:47.85	1:53.73	1:48.94				
<b>84</b>	<b>Ian FYFE</b>										
	<b>Lap</b>	<b>1</b>	<b>2</b>	<b>3</b>	<b>4</b>	<b>5</b>	<b>6</b>	<b>7</b>	<b>8</b>	<b>9</b>	<b>10</b>
	1	2:01.58	2:00.22	1:58.95	1:56.66	1:55.81	2:07.36				

---

<b>85</b>	<b>Jonathan MILLER</b>										
	<b>Lap</b>	<b>1</b>	<b>2</b>	<b>3</b>	<b>4</b>	<b>5</b>	<b>6</b>	<b>7</b>	<b>8</b>	<b>9</b>	<b>10</b>
	1	2:00.72	2:05.20	2:04.55	2:11.85						

---

<b>86</b>	<b>Duncan ARTHURS</b>										
	<b>Lap</b>	<b>1</b>	<b>2</b>	<b>3</b>	<b>4</b>	<b>5</b>	<b>6</b>	<b>7</b>	<b>8</b>	<b>9</b>	<b>10</b>
	1	2:40.91	2:43.78	2:54.49	2:45.41						

---

<b>98</b>	<b>Tony SEBER</b>										
	<b>Lap</b>	<b>1</b>	<b>2</b>	<b>3</b>	<b>4</b>	<b>5</b>	<b>6</b>	<b>7</b>	<b>8</b>	<b>9</b>	<b>10</b>
	1	1:29.84	1:26.49	1:27.06	1:27.45	1:26.94	1:28.75	1:47.37			

---

<b>197</b>	<b>John SEBER</b>										
	<b>Lap</b>	<b>1</b>	<b>2</b>	<b>3</b>	<b>4</b>	<b>5</b>	<b>6</b>	<b>7</b>	<b>8</b>	<b>9</b>	<b>10</b>
	1	1:35.49	1:42.27	1:32.70	1:36.22	1:38.40	1:39.88	1:39.34			

---

<b>205</b>	<b>Mark WALKER</b>										
	<b>Lap</b>	<b>1</b>	<b>2</b>	<b>3</b>	<b>4</b>	<b>5</b>	<b>6</b>	<b>7</b>	<b>8</b>	<b>9</b>	<b>10</b>
	1	1:34.11	1:38.03	1:35.70	1:32.12	1:34.47	1:32.62	1:34.37			

---



## The Vintage Sports-Car Club

### RACE I – OULTON PARK TROPHY RACE FOR SPECIAL PRE-WAR SPORTS-CARS (VSCC SET 4)

#### RESULT

Pl	No	Cl	Name	Car	Lap	Time	Behind	MPH	Best Lap on	MPH	Handicap	
1	103		Jonathan COBB	Frazer Nash Ford	9	12:30.56		71.66	1:21.54	6	73.29	
2	51		David PRYKE	Riley 12/4 TT Sprite Rep	9	12:51.75	21.19	69.69	1:23.79	6	71.32	
3	53		Richard ILIFFE	Riley Kestrel 12/4 Special	9	12:58.35	27.79	69.10	1:24.49	4	70.73	
4	52		Tim KNELLER	Riley TT Sprite	9	13:04.46	33.90	68.56	1:24.97	3	70.33	19.73
5	29		Durward LAWSON	Riley Special	9	13:17.32	46.76	67.46	1:26.50	9	69.09	18.82
6	161		Charles JONES	MG L Magna	9	13:20.01	49.45	67.23	1:26.72	9	68.91	19.53
7	47		Christopher BATTY	Frazer Nash Super Sports	9	13:45.43	1:14.87	65.16	1:29.49	4	66.78	20.02
8	57		Malcolm UNDERWOOD	Delahaye 135	8	12:38.43	1 Lap	63.04	1:32.82	2	64.38	15.87 *
9	35		Greg LERIGO	Riley Special	8	12:49.18	1 Lap	62.15	1:32.89	2	64.33	26.06
10	74		Edward HARRIS	Invicta High Chassis	8	12:49.28	1 Lap	62.15	1:32.82	8	64.38	26.72
11	67		Tony CANNY	Riley TT Sprite	8	12:51.50	1 Lap	61.97	1:33.46	6	63.94	23.82
12	49		Stuart ROPER-MARSHALL	Austin 7 Special	8	13:04.88	1 Lap	60.91	1:35.80	4	62.38	18.48
13	193		John McAVOY	Riley 12/4 Special	8	13:37.99	1 Lap	58.45	1:39.42	5	60.11	22.63
14	77		James WHITMORE	Riley 12/4 Special	8	13:49.28	1 Lap	57.65	1:39.11	8	60.30	36.40
15	191		Mark BRENNAN	Alvis 12/50	7	12:34.71	2 Laps	55.43	1:44.20	2	57.35	25.31
16	80		Stephen WALLEY	Alvis Firebird	7	13:05.14	2 Laps	53.28	1:49.49	5	54.58	18.71

#### Fastest Lap

103	Jonathan COBB	Frazer Nash Ford	1:21.54	6	73.29
-----	---------------	------------------	---------	---	-------

#### AWARDS

#### Race Winner, Winner of the Oulton Park Trophy, First Vintage Car & 1<sup>st</sup> Car over 3000cc

1 <sup>st</sup>	103	Jonathan COBB	Frazer Nash Ford	
2 <sup>nd</sup>	51	David PRYKE	Riley 12/4 TT Sprite Rep	(& 1 <sup>st</sup> Car 1101-2000cc)
3 <sup>rd</sup>	53	Richard ILIFFE	Riley Kestrel 12/4 Special	

#### Other Vintage Cars

2 <sup>nd</sup>	47	Christopher BATTY	Frazer Nash Super Sports
3 <sup>rd</sup>	74	Edward HARRIS	Invicta High Chassis

#### First on Handicap


8	57	Malcolm UNDERWOOD	Delahaye 135
---	----	-------------------	--------------

# RACE GRID

## SPECIAL PRE-WAR SPORTS CARS (VSCC SET 4)

### RACE 1

ROW 8	<b>77</b> 01:48.890 James WHITMORE	<b>80</b> 01:54.260 Stephen WALLEY
ROW 7	<b>193</b> 01:41.490 John McAVOY	<b>191</b> 01:47.110 Mark BRENNAN
ROW 6	<b>57</b> 01:37.980 Malcolm UNDERWOOD	<b>67</b> 01:39.020 Tony CANNY
ROW 5	<b>74</b> 01:33.580 Edward HARRIS	<b>49</b> 01:37.760 Stuart ROPER-MARSHAL
ROW 4	<b>47</b> 01:31.790 Christopher BATTY	<b>35</b> 01:33.420 Greg LERIGO
ROW 3	<b>161</b> 01:29.100 Charles JONES	<b>29</b> 01:31.660 Durward LAWSON
ROW 2	<b>52</b> 01:26.920 Tim KNELLER	<b>53</b> 01:27.730 Richard ILIFFE
ROW 1	<b>103</b> 01:21.910 Jonathan COBB	<b>51</b> 01:25.470 David PRYKE
<b>POLE</b>		



# SPECIAL PRE-WAR SPORTS CARS (VSCC SET 4)

## LAP TIMES - RACE 1

<b>29</b>	<b>Durward LAWSON</b>										
	<b>Lap</b>	<b>1</b>	<b>2</b>	<b>3</b>	<b>4</b>	<b>5</b>	<b>6</b>	<b>7</b>	<b>8</b>	<b>9</b>	<b>10</b>
	1	1:33.26	1:29.87	1:27.43	1:27.58	1:27.18	1:26.94	1:26.88	1:28.05	1:26.50	
<b>35</b>	<b>Greg LERIGO</b>										
	<b>Lap</b>	<b>1</b>	<b>2</b>	<b>3</b>	<b>4</b>	<b>5</b>	<b>6</b>	<b>7</b>	<b>8</b>	<b>9</b>	<b>10</b>
	1	1:40.61	1:32.89	1:34.54	1:36.25	1:35.60	1:34.55	1:35.67	1:34.26		
<b>47</b>	<b>Christopher BATTY</b>										
	<b>Lap</b>	<b>1</b>	<b>2</b>	<b>3</b>	<b>4</b>	<b>5</b>	<b>6</b>	<b>7</b>	<b>8</b>	<b>9</b>	<b>10</b>
	1	1:37.14	1:30.50	1:29.82	1:29.49	1:30.77	1:31.95	1:30.34	1:30.97	1:30.53	
<b>49</b>	<b>Stuart ROPER-MARSHALL</b>										
	<b>Lap</b>	<b>1</b>	<b>2</b>	<b>3</b>	<b>4</b>	<b>5</b>	<b>6</b>	<b>7</b>	<b>8</b>	<b>9</b>	<b>10</b>
	1	1:44.07	1:37.21	1:36.45	1:35.80	1:36.89	1:36.65	1:35.91	1:36.52		
<b>51</b>	<b>David PRYKE</b>										
	<b>Lap</b>	<b>1</b>	<b>2</b>	<b>3</b>	<b>4</b>	<b>5</b>	<b>6</b>	<b>7</b>	<b>8</b>	<b>9</b>	<b>10</b>
	1	1:31.25	1:25.31	1:24.50	1:24.92	1:25.61	1:23.79	1:25.40	1:24.48	1:24.08	
<b>52</b>	<b>Tim KNELLER</b>										
	<b>Lap</b>	<b>1</b>	<b>2</b>	<b>3</b>	<b>4</b>	<b>5</b>	<b>6</b>	<b>7</b>	<b>8</b>	<b>9</b>	<b>10</b>
	1	1:31.59	1:25.96	1:24.97	1:25.38	1:26.76	1:26.70	1:27.06	1:26.31	1:26.82	
<b>53</b>	<b>Richard ILIFFE</b>										
	<b>Lap</b>	<b>1</b>	<b>2</b>	<b>3</b>	<b>4</b>	<b>5</b>	<b>6</b>	<b>7</b>	<b>8</b>	<b>9</b>	<b>10</b>
	1	1:31.32	1:25.56	1:25.04	1:24.49	1:26.26	1:24.79	1:25.22	1:25.51	1:27.39	
<b>57</b>	<b>Malcolm UNDERWOOD</b>										
	<b>Lap</b>	<b>1</b>	<b>2</b>	<b>3</b>	<b>4</b>	<b>5</b>	<b>6</b>	<b>7</b>	<b>8</b>	<b>9</b>	<b>10</b>
	1	1:38.07	1:32.82	1:33.34	1:34.63	1:33.78	1:33.56	1:33.60	1:32.96		
<b>67</b>	<b>Tony CANNY</b>										
	<b>Lap</b>	<b>1</b>	<b>2</b>	<b>3</b>	<b>4</b>	<b>5</b>	<b>6</b>	<b>7</b>	<b>8</b>	<b>9</b>	<b>10</b>
	1	1:40.27	1:34.38	1:37.67	1:33.91	1:34.14	1:33.46	1:35.68	1:35.85		
<b>74</b>	<b>Edward HARRIS</b>										
	<b>Lap</b>	<b>1</b>	<b>2</b>	<b>3</b>	<b>4</b>	<b>5</b>	<b>6</b>	<b>7</b>	<b>8</b>	<b>9</b>	<b>10</b>
	1	1:42.62	1:34.90	1:36.54	1:33.42	1:34.42	1:33.61	1:35.46	1:32.82		
<b>77</b>	<b>James WHITMORE</b>										
	<b>Lap</b>	<b>1</b>	<b>2</b>	<b>3</b>	<b>4</b>	<b>5</b>	<b>6</b>	<b>7</b>	<b>8</b>	<b>9</b>	<b>10</b>
	1	1:48.93	1:44.37	1:43.02	1:41.71	1:41.62	1:41.94	1:41.10	1:39.11		
<b>80</b>	<b>Stephen WALLEY</b>										
	<b>Lap</b>	<b>1</b>	<b>2</b>	<b>3</b>	<b>4</b>	<b>5</b>	<b>6</b>	<b>7</b>	<b>8</b>	<b>9</b>	<b>10</b>
	1	1:55.26	1:50.63	1:51.71	1:49.96	1:49.49	1:50.07	1:50.49			
<b>103</b>	<b>Jonathan COBB</b>										
	<b>Lap</b>	<b>1</b>	<b>2</b>	<b>3</b>	<b>4</b>	<b>5</b>	<b>6</b>	<b>7</b>	<b>8</b>	<b>9</b>	<b>10</b>
	1	1:25.57	1:22.87	1:22.30	1:24.87	1:23.45	1:21.54	1:21.75	1:23.89	1:22.03	

---

**161 Charles JONES**

Lap	1	2	3	4	5	6	7	8	9	10
1	1:34.57	1:29.22	1:27.88	1:27.59	1:27.23	1:27.52	1:28.05	1:27.25	1:26.72	

---

**191 Mark BRENNAN**

Lap	1	2	3	4	5	6	7	8	9	10
1	1:53.66	1:44.20	1:45.00	1:47.19	1:45.47	1:46.11	1:44.29			

---

**193 John McAVOY**

Lap	1	2	3	4	5	6	7	8	9	10
1	1:49.15	1:41.99	1:40.47	1:40.11	1:39.42	1:40.38	1:40.09	1:39.93		

# Lap Chart

## SPECIAL PRE-WAR SPORTS CARS (VSCC SET 4) - RACE 1

Lap 1		Lap 2		Lap 3		Lap 4		Lap 5		Lap 6		Lap 7		Lap 8		Lap 9		Lap 10	
No	Time	No	Time	No	Time	No	Time	No	Time	No	Time	No	Time	No	Time	No	Time	No	Time
103	1:27.86	103	2:50.73	103	4:13.03	103	5:37.90	103	7:01.35	103	8:22.89	103	9:44.64	103	11:08.53	103	12:30.56		
51	1:33.66	51	2:58.97	51	4:23.47	80	5:45.13 *1	77	7:05.51 *1	193	8:37.59 *1	49	9:52.45 *1	80	11:14.65 *2	191	12:34.71 *2		
53	1:34.09	53	2:59.65	53	4:24.69	51	5:48.39	51	7:14.00	51	8:37.79	51	10:03.19	35	11:14.92 *1	57	12:38.43 *1		
52	1:34.50	52	3:00.46	52	4:25.43	53	5:49.18	53	7:15.44	53	8:40.23	53	10:05.45	67	11:15.65 *1	35	12:49.18 *1		
29	1:36.89	29	3:06.76	29	4:34.19	52	5:50.81	52	7:17.57	52	8:44.27	52	10:11.33	74	11:16.46 *1	74	12:49.28 *1		
161	1:38.55	161	3:07.77	161	4:35.65	29	6:01.77	191	7:18.84 *1	77	8:47.13 *1	193	10:17.97 *1	51	11:27.67	67	12:51.50 *1		
47	1:41.06	47	3:11.56	47	4:41.38	161	6:03.24	29	7:28.95	29	8:55.89	29	10:22.77	49	11:28.36 *1	51	12:51.75		
57	1:43.74	57	3:16.56	57	4:49.90	47	6:10.87	161	7:30.47	161	8:57.99	161	10:26.04	53	11:30.96	53	12:58.35		
35	1:45.42	35	3:18.31	35	4:52.85	57	6:24.53	80	7:35.09 *1	191	9:04.31 *1	77	10:29.07 *1	52	11:37.64	52	13:04.46		
67	1:46.41	67	3:20.79	67	4:58.46	35	6:29.10	47	7:41.64	47	9:13.59	47	10:43.93	29	11:50.82	49	13:04.88 *1		
74	1:48.11	74	3:23.01	74	4:59.55	67	6:32.37	57	7:58.31	80	9:24.58 *1	191	10:50.42 *1	161	11:53.29	80	13:05.14 *2		
49	1:49.45	49	3:26.66	49	5:03.11	74	6:32.97	35	8:04.70	57	9:31.87	57	11:05.47	193	11:58.06 *1	29	13:17.32		
193	1:55.60	193	3:37.59	193	5:18.06	49	6:38.91	67	8:06.51	35	9:39.25			77	12:10.17 *1	161	13:20.01		
77	1:56.41	77	3:40.78	77	5:23.80	193	6:58.17	74	8:07.39	67	9:39.97			47	12:14.90	193	13:37.99 *1		
191	2:02.45	191	3:46.65	191	5:31.65			49	8:15.80	74	9:41.00					47	13:45.43		
80	2:02.79	80	3:53.42													77	13:49.28 *1		





## The Vintage Sports-Car Club

### RACE 2 – PREMIER CRU RACING FOR PRE-1941 STANDARD & MODIFIED RACING CARS

#### RESULT

Pl	No	Cl	Name	Car	Lap	Time	Behind	MPH	Best Lap on	MPH	Handicap
1	2		Paddins DOWLING	ERA R10B	16	20:00.23		79.66	1:13.72	16	81.06
2	4		Nicholas TOPLISS	ERA R4A	16	20:00.67	0.44	79.64	1:13.93	11	80.83
3	5		Ben FIDLER	ERA AJM I	16	20:12.80	12.57	78.84	1:14.56	10	80.15
4	12		Duncan RICKETTS	Alta 2 Litre	16	20:55.70	55.47	76.15	1:17.69	9	76.92 12.66 *
5	8		Stephen SHOOSMITH	Bugatti T51	15	20:49.94	1 Lap	71.72	1:21.28	3	73.52 30.74
6	16		Chris HUDSON	Bugatti T35B	14	20:32.42	2 Laps	67.89	1:25.15	2	70.18 40.32

#### Fastest Lap

2	Paddins DOWLING	ERA R10B	1:13.72	16	81.06
---	-----------------	----------	---------	----	-------

#### AWARDS

##### Race Winner (Bruce Spollon Memorial Trophy Class)

2	Paddins DOWLING	ERA R10B	(& 1 <sup>st</sup> Post-Vintage Thoroughbred Car)
2 <sup>nd</sup>	4	Nicholas TOPLISS	ERA R4A
3 <sup>rd</sup>	5	Ben FIDLER	ERA AJM I

##### First Vintage Car (Ten Tenths Vintage Racing Trophy Class)


16	Chris HUDSON	Bugatti T35B
----	--------------	--------------

##### First Continental Car (Sean Danaher Restorations Pre-war Continental Trophy Class)


8	Stephen SHOOSMITH	Bugatti T51	(& 1 <sup>st</sup> 2-seater Car)
---	-------------------	-------------	----------------------------------

##### First on Handicap


12	Duncan RICKETTS	Alta 2 Litre
----	-----------------	--------------



Presented by the VSCC




# RACE GRID



## PRE-1941 STANDARD & MODIFIED RACING CARS

### RACE 2

ROW 4				
ROW 3	<b>8</b> 01:22.020 Stephen SHOOSMITH		<b>16</b> 01:27.710 Chris HUDSON	
ROW 2		<b>2</b> 01:16.560 Paddins DOWLING		<b>12</b> 01:17.870 Duncan RICKETTS
ROW 1	<b>4</b> 01:15.260 Nicholas TOPLISS		<b>5</b> 01:15.920 Ben FIDLER	
<b>POLE</b>				
				

# PRE-1941 STANDARD & MODIFIED RACING CARS

## LAP TIMES - RACE 2

---

<b>2</b>	<b>Paddins DOWLING</b>									
<b>Lap</b>	<b>1</b>	<b>2</b>	<b>3</b>	<b>4</b>	<b>5</b>	<b>6</b>	<b>7</b>	<b>8</b>	<b>9</b>	<b>10</b>
1	1:18.88	1:15.15	1:14.68	1:14.75	1:14.63	1:14.30	1:14.51	1:14.72	1:14.99	1:14.92
11	1:14.66	1:14.67	1:14.73	1:14.59	1:13.95	1:13.72				

---

<b>4</b>	<b>Nicholas TOPLISS</b>									
<b>Lap</b>	<b>1</b>	<b>2</b>	<b>3</b>	<b>4</b>	<b>5</b>	<b>6</b>	<b>7</b>	<b>8</b>	<b>9</b>	<b>10</b>
1	1:16.86	1:15.53	1:15.55	1:14.90	1:14.78	1:14.27	1:14.65	1:14.77	1:14.91	1:15.22
11	1:13.93	1:14.81	1:14.81	1:15.18	1:13.94	1:14.98				

---

<b>5</b>	<b>Ben FIDLER</b>									
<b>Lap</b>	<b>1</b>	<b>2</b>	<b>3</b>	<b>4</b>	<b>5</b>	<b>6</b>	<b>7</b>	<b>8</b>	<b>9</b>	<b>10</b>
1	1:18.77	1:16.48	1:15.28	1:15.15	1:14.99	1:14.82	1:15.34	1:15.82	1:14.79	1:14.56
11	1:15.63	1:15.60	1:15.68	1:15.70	1:16.09	1:16.39				

---

<b>8</b>	<b>Stephen SHOOSMITH</b>									
<b>Lap</b>	<b>1</b>	<b>2</b>	<b>3</b>	<b>4</b>	<b>5</b>	<b>6</b>	<b>7</b>	<b>8</b>	<b>9</b>	<b>10</b>
1	1:25.59	1:21.30	1:21.28	1:21.75	1:23.73	1:24.15	1:23.33	1:23.48	1:21.83	1:27.43
11	1:21.35	1:21.46	1:21.87	1:22.30	1:25.96					

---

<b>12</b>	<b>Duncan RICKETTS</b>									
<b>Lap</b>	<b>1</b>	<b>2</b>	<b>3</b>	<b>4</b>	<b>5</b>	<b>6</b>	<b>7</b>	<b>8</b>	<b>9</b>	<b>10</b>
1	1:19.84	1:17.83	1:17.92	1:17.80	1:18.15	1:18.17	1:18.10	1:18.33	1:17.69	1:18.04
11	1:18.87	1:18.16	1:18.53	1:17.85	1:18.93	1:18.67				

---

<b>16</b>	<b>Chris HUDSON</b>									
<b>Lap</b>	<b>1</b>	<b>2</b>	<b>3</b>	<b>4</b>	<b>5</b>	<b>6</b>	<b>7</b>	<b>8</b>	<b>9</b>	<b>10</b>
1	1:27.39	1:25.15	1:27.01	1:27.49	1:27.79	1:27.56	1:31.01	1:27.11	1:29.48	1:27.30
11	1:26.01	1:29.16	1:28.79	1:27.83						

---

# Lap Chart

## PRE-1941 STANDARD & MODIFIED RACING CARS - RACE 2

Lap 1		Lap 2		Lap 3		Lap 4		Lap 5		Lap 6		Lap 7		Lap 8		Lap 9		Lap 10	
No	Time	No	Time	No	Time	No	Time	No	Time	No	Time	No	Time	No	Time	No	Time	No	Time
4	1:18.44	4	2:33.97	4	3:49.52	4	5:04.42	4	6:19.20	4	7:33.47	4	8:48.12	4	10:02.89	4	11:17.80	4	12:33.02
5	1:20.48	2	2:36.41	2	3:51.09	2	5:05.84	2	6:20.47	2	7:34.77	2	8:49.28	2	10:04.00	2	11:18.99	2	12:33.91
2	1:21.26	5	2:36.96	5	3:52.24	5	5:07.39	5	6:22.38	5	7:37.20	5	8:52.54	5	10:08.36	5	11:23.15	5	12:37.71
12	1:22.66	12	2:40.49	12	3:58.41	12	5:16.21	12	6:34.36	12	7:52.53	12	9:10.63	16	10:16.74 *1	16	11:43.85 *1	12	13:04.69
8	1:28.72	8	2:50.02	8	4:11.30	8	5:33.05	8	6:56.78	8	8:20.93	8	9:44.26	12	10:28.96	12	11:46.65	16	13:13.33 *1
16	1:30.73	16	2:55.88	16	4:22.89	16	5:50.38	16	7:18.17	16	8:45.73			8	11:07.74	8	12:29.57		

# Lap Chart

## PRE-1941 STANDARD & MODIFIED RACING CARS - RACE 2

Lap 11		Lap 12		Lap 13		Lap 14		Lap 15		Lap 16		Lap 17		Lap 18		Lap 19		Lap 20	
No	Time	No	Time	No	Time	No	Time	No	Time	No	Time	No	Time	No	Time	No	Time	No	Time
4	13:46.95	4	15:01.76	4	16:16.57	4	17:31.75	4	18:45.69	2	20:00.23								
2	13:48.57	2	15:03.24	2	16:17.97	2	17:32.56	2	18:46.51	4	20:00.67								
5	13:53.34	5	15:08.94	5	16:24.62	16	17:35.80 *2	5	18:56.41	5	20:12.80								
8	13:57.00 *1	8	15:18.35 *1	8	16:39.81 *1	5	17:40.32	16	19:04.59 *2	16	20:32.42 *2								
12	14:23.56	12	15:41.72	12	17:00.25	8	18:01.68 *1	8	19:23.98 *1	8	20:49.94 *1								
16	14:40.63 *1	16	16:06.64 *1			12	18:18.10	12	19:37.03	12	20:55.70								



## The Vintage Sports-Car Club

### RACE 3 – SHORT HANDICAP RACE FOR PRE-WAR CARS (VSCC SET 6)

#### RESULT

Pl	No	Cl	Name	Car	Lap	Time	Behind	MPH	Best Lap on	MPH
1	66		Bill CLEYNDERT	Wolseley Hornet Special	5	7:44.41		66.49	1:26.88	5 68.78
2	19		Christian PEDERSEN	Austin 7 Special	5	7:45.37	0.96	71.08	1:18.36	5 76.26
3	40		Nicholas HINE	Lagonda LG45	5	7:47.73	3.32	66.74	1:26.51	4 69.08
4	34		Mike PAINTER	MG Kayne	5	7:51.32	6.91	67.71	1:23.76	5 71.35
5	98		Tony SEBER	Wolseley Hornet Special	5	8:00.93	16.52	68.54	1:24.64	2 70.60
6	36		John EARLE MARSH	Alvis Silver Eagle	5	8:06.17	21.76	65.50	1:27.07	5 68.63
7	88		Oily SANDERS	Austin 7 Willis Special	5	8:06.40	21.99	61.43	1:34.43	5 63.28
8	51		David PRYKE	Riley 12/4 TT Sprite Rep	5	8:08.84	24.43	65.84	1:27.36	2 68.41
9	50		Harry PAINTER	MG PA	5	8:10.75	26.34	64.85	1:28.79	2 67.30
10	241		Jo BLAKENEY-EDWARDS	Frazer Nash Super Sports	5	8:11.78	27.37	64.71	1:28.62	2 67.43
11	57		Malcolm UNDERWOOD	Delahaye 135	5	8:11.93	27.52	63.31	1:31.44	4 65.35
12	64		Nicholas POWELL	Austin 7 Special	5	8:39.36	54.95	59.24	1:35.41	3 62.63

#### Not Classified

55	Geoff TOMS	Fiat 508S	3	5:16.21	DNF	59.52	1:34.93	3	62.95
----	------------	-----------	---	---------	-----	-------	---------	---	-------

#### Fastest Lap

19	Christian PEDERSEN	Austin 7 Special					1:18.36	5	76.26
----	--------------------	------------------	--	--	--	--	---------	---	-------

#### AWARDS

#### Race Winner

66	Bill CLEYNDERT	Wolseley Hornet Special
2 <sup>nd</sup>	19 Christian PEDERSEN	Austin 7 Special
3 <sup>rd</sup>	40 Nicholas HINE	Lagonda LG45
4 <sup>th</sup>	34 Mike PAINTER	MG Kayne

# HANDICAP RACE FOR PRE-WAR CARS (VSCC SET 6)

## LAP TIMES - RACE 3

<b>19</b>	<b>Christian PEDERSEN</b>										
	<b>Lap</b>	<b>1</b>	<b>2</b>	<b>3</b>	<b>4</b>	<b>5</b>	<b>6</b>	<b>7</b>	<b>8</b>	<b>9</b>	<b>10</b>
	1	1:19.75	1:24.73	1:28.44	1:22.14	1:18.36					
<b>34</b>	<b>Mike PAINTER</b>										
	<b>Lap</b>	<b>1</b>	<b>2</b>	<b>3</b>	<b>4</b>	<b>5</b>	<b>6</b>	<b>7</b>	<b>8</b>	<b>9</b>	<b>10</b>
	1	1:30.65	1:29.04	1:27.32	1:24.46	1:23.76					
<b>36</b>	<b>John EARLE MARSH</b>										
	<b>Lap</b>	<b>1</b>	<b>2</b>	<b>3</b>	<b>4</b>	<b>5</b>	<b>6</b>	<b>7</b>	<b>8</b>	<b>9</b>	<b>10</b>
	1	1:30.26	1:28.95	1:32.71	1:31.36	1:27.07					
<b>40</b>	<b>Nicholas HINE</b>										
	<b>Lap</b>	<b>1</b>	<b>2</b>	<b>3</b>	<b>4</b>	<b>5</b>	<b>6</b>	<b>7</b>	<b>8</b>	<b>9</b>	<b>10</b>
	1	1:31.68	1:28.07	1:28.45	1:26.51	1:26.80					
<b>50</b>	<b>Harry PAINTER</b>										
	<b>Lap</b>	<b>1</b>	<b>2</b>	<b>3</b>	<b>4</b>	<b>5</b>	<b>6</b>	<b>7</b>	<b>8</b>	<b>9</b>	<b>10</b>
	1	1:30.14	1:28.79	1:32.10	1:32.00	1:29.79					
<b>51</b>	<b>David PRYKE</b>										
	<b>Lap</b>	<b>1</b>	<b>2</b>	<b>3</b>	<b>4</b>	<b>5</b>	<b>6</b>	<b>7</b>	<b>8</b>	<b>9</b>	<b>10</b>
	1	1:28.97	1:27.36	1:31.58	1:30.53	1:28.73					
<b>55</b>	<b>Geoff TOMS</b>										
	<b>Lap</b>	<b>1</b>	<b>2</b>	<b>3</b>	<b>4</b>	<b>5</b>	<b>6</b>	<b>7</b>	<b>8</b>	<b>9</b>	<b>10</b>
	1	1:42.47	1:40.23	1:34.93							
<b>57</b>	<b>Malcolm UNDERWOOD</b>										
	<b>Lap</b>	<b>1</b>	<b>2</b>	<b>3</b>	<b>4</b>	<b>5</b>	<b>6</b>	<b>7</b>	<b>8</b>	<b>9</b>	<b>10</b>
	1	1:36.14	1:32.95	1:32.81	1:31.44	1:32.87					
<b>64</b>	<b>Nicholas POWELL</b>										
	<b>Lap</b>	<b>1</b>	<b>2</b>	<b>3</b>	<b>4</b>	<b>5</b>	<b>6</b>	<b>7</b>	<b>8</b>	<b>9</b>	<b>10</b>
	1	1:40.94	1:39.93	1:35.41	1:38.07	1:46.83					
<b>66</b>	<b>Bill CLEYNDERT</b>										
	<b>Lap</b>	<b>1</b>	<b>2</b>	<b>3</b>	<b>4</b>	<b>5</b>	<b>6</b>	<b>7</b>	<b>8</b>	<b>9</b>	<b>10</b>
	1	1:34.19	1:28.54	1:28.47	1:27.46	1:26.88					
<b>88</b>	<b>Oilly SANDERS</b>										
	<b>Lap</b>	<b>1</b>	<b>2</b>	<b>3</b>	<b>4</b>	<b>5</b>	<b>6</b>	<b>7</b>	<b>8</b>	<b>9</b>	<b>10</b>
	1	1:41.85	1:36.88	1:35.53	1:35.64	1:34.43					
<b>98</b>	<b>Tony SEBER</b>										
	<b>Lap</b>	<b>1</b>	<b>2</b>	<b>3</b>	<b>4</b>	<b>5</b>	<b>6</b>	<b>7</b>	<b>8</b>	<b>9</b>	<b>10</b>
	1	1:27.16	1:24.64	1:24.92	1:27.09	1:24.85					
<b>241</b>	<b>Jo BLAKENEY-EDWARDS</b>										
	<b>Lap</b>	<b>1</b>	<b>2</b>	<b>3</b>	<b>4</b>	<b>5</b>	<b>6</b>	<b>7</b>	<b>8</b>	<b>9</b>	<b>10</b>
	1	1:31.10	1:28.62	1:32.39	1:32.17	1:30.94					

# Lap Chart

## HANDICAP RACE FOR PRE-WAR CARS (VSCC SET 6) - RACE 3

Lap 1		Lap 2		Lap 3		Lap 4		Lap 5		Lap 6		Lap 7		Lap 8		Lap 9		Lap 10	
No	Time	No	Time	No	Time	No	Time	No	Time	No	Time	No	Time	No	Time	No	Time	No	Time
88	1:43.92	88	3:20.80	66	4:50.07	66	6:17.53	66	7:44.41										
66	1:53.06	66	3:21.60	40	4:54.42	40	6:20.93	19	7:45.37										
40	1:57.90	40	3:25.97	88	4:56.33	19	6:27.01	40	7:47.73										
64	1:59.12	57	3:34.81	34	5:03.10	34	6:27.56	34	7:51.32										
55	2:01.05	36	3:35.03	19	5:04.87	88	6:31.97	98	8:00.93										
57	2:01.86	34	3:35.78	57	5:07.62	98	6:36.08	36	8:06.17										
36	2:06.08	241	3:36.28	36	5:07.74	57	6:39.06	88	8:06.40										
34	2:06.74	19	3:36.43	241	5:08.67	36	6:39.10	51	8:08.84										
241	2:07.66	50	3:36.86	50	5:08.96	51	6:40.11	50	8:10.75										
50	2:08.07	51	3:38.00	98	5:08.99	241	6:40.84	241	8:11.78										
51	2:10.64	64	3:39.05	51	5:09.58	50	6:40.96	57	8:11.93										
19	2:11.70	55	3:41.28	64	5:14.46	64	6:52.53	64	8:39.36										
98	2:19.43	98	3:44.07	55	5:16.21														





## The Vintage Sports-Car Club

### RACE 4 – BILL PHILLIPS TROPHY RACE (PART 1) FOR STANDARD & MODIFIED PRE-WAR SPORTS-CARS (VSCC SET 3)

#### RESULT

Pl	No	Cl	Name	Car	Lap	Time	Behind	MPH	Best Lap on	MPH	Handicap
1	54		Nigel HALL	Lagonda LG45	8	12:40.45		62.87	1:30.78	5	65.83
2	38		Nicolas ROSSI	Alfa Romeo 6C 1750 GS	8	12:43.65	3.20	62.60	1:32.86	7	64.35
3	71		Fred BOOTHBY	MG J2	8	12:44.13	3.68	62.57	1:32.29	7	64.75
4	162		Duncan POTTER	MG Montlhery Midget	8	12:52.61	12.16	61.88	1:34.46	7	63.26 16.93
5	204		Steven PRYKE	Frazer Nash TT Replica	8	13:13.85	33.40	60.22	1:35.35	6	62.67 31.05
6	182		Adam GENTILLI	Frazer Nash TT Replica	8	13:14.45	34.00	60.18	1:36.06	8	62.21 25.97
7	94		Geoffrey BRADFORD	Talbot-Lago T120 Sports	8	13:17.54	37.09	59.94	1:36.77	8	61.75 23.38
8	32		John EVERETT	Austin 7 Ulster Sport	8	13:39.53	59.08	58.34	1:39.30	5	60.18 25.13
9	79		John REEVE	Riley Brooklands	8	13:40.09	59.64	58.30	1:39.13	2	60.28 27.05
10	251		Dennis JOHNSON	Frazer Nash Colmore	8	13:45.89	1:05.44	57.89	1:40.26	2	59.61 23.81
11	153		Phillip TILLYARD	Frazer Nash TT Replica	8	13:48.23	1:07.78	57.72	1:40.60	4	59.40 23.43
12	91		Norman PEMBERTON	Talbot 95/105	8	13:53.83	1:13.38	57.34	1:40.13	8	59.68 32.79
13	163		Andrew MORLAND	MG L1	8	13:57.30	1:16.85	57.10	1:41.34	7	58.97 26.58
14	75		Cyril HANCOCK	Fiat New Balilla	7	12:40.48	1 Lap	55.01	1:45.63	4	56.57 21.07
15	142		David LAMB	Riley Brooklands	7	12:42.94	1 Lap	54.83	1:44.62	3	57.12 30.60
16	61		Tim WADSWORTH	Lagonda 2 Litre L/C Tourer	7	12:43.39	1 Lap	54.80	1:45.62	6	56.58 24.05
17	192		Nicholas BENNETT	Alvis Silver Eagle	7	12:52.78	1 Lap	54.13	1:47.08	5	55.81 23.22
18	72		Anne BOURSOT	MG PA	7	13:23.01	1 Lap	52.09	1:49.89	6	54.38 33.78
19	89		Sarah FOSTER	MG TB	7	13:28.61	1 Lap	51.73	1:49.98	6	54.34 38.75

#### Not Classified

33	Mark GROVES	Austin 7 Ulster	6	10:31.22	DNF	56.80	1:39.32	4	60.17
76	Mark DOLTON	MG PB	4	10:11.33	DNF	39.10	1:52.24	1	53.24

#### Fastest Lap

54	Nigel HALL	Lagonda LG45					1:30.78	5	65.83
----	------------	--------------	--	--	--	--	---------	---	-------

#### AWARDS

#### Race Winner & 1<sup>st</sup> Un-supercharged Car over 3000cc

54	Nigel HALL	Lagonda LG45	
2 <sup>nd</sup>	38	Nicolas ROSSI	Alfa Romeo 6C 1750 GS (& 1 <sup>st</sup> Vintage Car)
3 <sup>rd</sup>	71	Fred BOOTHBY	MG J2

#### Other Capacity Class Winners

8	32	John EVERETT	Austin 7 Ulster Sport (1 <sup>st</sup> Un-supercharged Car up to 1100cc)
5	204	Steven PRYKE	Frazer Nash TT Replica (1 <sup>st</sup> Un-supercharged Car 1101-2000cc)
16	61	Tim WADSWORTH	Lagonda 2 Litre L/C Tourer (1 <sup>st</sup> Un-supercharged Car 2001-3000cc)
7	94	Geoffrey BRADFORD	Talbot-Lago T120 Sports (1 <sup>st</sup> Un-supercharged Car 2001-3000cc)

#### VSCC 'Standard' Cars


1 <sup>st</sup>	162	Duncan POTTER	MG Montlhery Midget
2 <sup>nd</sup>	182	Adam GENTILLI	Frazer Nash TT Replica
3 <sup>rd</sup>	79	John REEVE	Riley Brooklands

#### First on Handicap


14	75	Cyril HANCOCK	Fiat New Balilla
----	----	---------------	------------------

#### PART OF THE 'ODM' RACES






# RACE GRID



## STANDARD & MODIFIED PRE-WAR SPORTS CARS (VSCC SET 3) - PART 1

### RACE 4

ROW 12			
ROW 11	<b>89</b> 01:54.500 Sarah FOSTER		
ROW 10		<b>72</b> 01:47.780 Anne BOURSOT	<b>192</b> 01:49.950 Nicholas BENNETT
ROW 9	<b>251</b> 01:45.810 Dennis JOHNSON		<b>75</b> 01:47.260 Cyril HANCOCK
ROW 8		<b>142</b> 01:43.800 David LAMB	<b>61</b> 01:45.370 Tim WADSWORTH
ROW 7	<b>163</b> 01:40.540 Andrew MORLAND		<b>76</b> 01:43.560 Mark DOLTON
ROW 6		<b>79</b> 01:40.100 John REEVE	<b>91</b> 01:40.130 Norman PEMBERTON
ROW 5	<b>94</b> 01:39.220 Geoffrey BRADFORD		<b>153</b> 01:39.330 Phillip TILLYARD
ROW 4		<b>204</b> 01:38.600 Steven PRYKE	<b>33</b> 01:38.610 Mark GROVES
ROW 3	<b>182</b> 01:38.390 Adam GENTILLI		<b>32</b> 01:38.420 John EVERETT
ROW 2		<b>54</b> 01:37.120 Nigel HALL	<b>162</b> 01:37.750 Duncan POTTER
ROW 1	<b>71</b> 01:34.280 Fred BOOTHBY		<b>38</b> 01:35.720 Nicolas ROSSI
<b>POLE</b>			



# STANDARD & MODIFIED PRE-WAR SPORTS CARS (VSCC SET 3) - PAR

## LAP TIMES - RACE 4

<b>32</b>	<b>John EVERETT</b>									
<b>Lap</b>	<b>1</b>	<b>2</b>	<b>3</b>	<b>4</b>	<b>5</b>	<b>6</b>	<b>7</b>	<b>8</b>	<b>9</b>	<b>10</b>
1	1:44.31	1:41.62	1:41.24	1:39.38	1:39.30	1:42.73	1:46.05	1:41.07		
<b>33</b>	<b>Mark GROVES</b>									
<b>Lap</b>	<b>1</b>	<b>2</b>	<b>3</b>	<b>4</b>	<b>5</b>	<b>6</b>	<b>7</b>	<b>8</b>	<b>9</b>	<b>10</b>
1	1:45.17	1:41.70	1:40.35	1:39.32	1:39.47	2:00.68				
<b>38</b>	<b>Nicolas ROSSI</b>									
<b>Lap</b>	<b>1</b>	<b>2</b>	<b>3</b>	<b>4</b>	<b>5</b>	<b>6</b>	<b>7</b>	<b>8</b>	<b>9</b>	<b>10</b>
1	1:39.15	1:36.60	1:35.79	1:34.93	1:33.69	1:34.56	1:32.86	1:33.40		
<b>54</b>	<b>Nigel HALL</b>									
<b>Lap</b>	<b>1</b>	<b>2</b>	<b>3</b>	<b>4</b>	<b>5</b>	<b>6</b>	<b>7</b>	<b>8</b>	<b>9</b>	<b>10</b>
1	1:40.17	1:35.53	1:36.12	1:34.32	1:30.78	1:36.37	1:31.04	1:32.74		
<b>61</b>	<b>Tim WADSWORTH</b>									
<b>Lap</b>	<b>1</b>	<b>2</b>	<b>3</b>	<b>4</b>	<b>5</b>	<b>6</b>	<b>7</b>	<b>8</b>	<b>9</b>	<b>10</b>
1	1:53.69	1:47.97	1:49.89	1:46.81	1:45.67	1:45.62	1:45.95			
<b>71</b>	<b>Fred BOOTHBY</b>									
<b>Lap</b>	<b>1</b>	<b>2</b>	<b>3</b>	<b>4</b>	<b>5</b>	<b>6</b>	<b>7</b>	<b>8</b>	<b>9</b>	<b>10</b>
1	1:39.69	1:36.09	1:36.39	1:35.51	1:33.09	1:35.04	1:32.29	1:33.45		
<b>72</b>	<b>Anne BOURSOT</b>									
<b>Lap</b>	<b>1</b>	<b>2</b>	<b>3</b>	<b>4</b>	<b>5</b>	<b>6</b>	<b>7</b>	<b>8</b>	<b>9</b>	<b>10</b>
1	2:00.67	2:00.38	1:51.39	1:50.72	1:50.62	1:49.89	1:50.69			
<b>75</b>	<b>Cyril HANCOCK</b>									
<b>Lap</b>	<b>1</b>	<b>2</b>	<b>3</b>	<b>4</b>	<b>5</b>	<b>6</b>	<b>7</b>	<b>8</b>	<b>9</b>	<b>10</b>
1	1:53.13	1:47.37	1:48.14	1:45.63	1:45.75	1:45.97	1:46.50			
<b>76</b>	<b>Mark DOLTON</b>									
<b>Lap</b>	<b>1</b>	<b>2</b>	<b>3</b>	<b>4</b>	<b>5</b>	<b>6</b>	<b>7</b>	<b>8</b>	<b>9</b>	<b>10</b>
1	1:52.24	2:07.69	4:02.00	2:03.12						
<b>79</b>	<b>John REEVE</b>									
<b>Lap</b>	<b>1</b>	<b>2</b>	<b>3</b>	<b>4</b>	<b>5</b>	<b>6</b>	<b>7</b>	<b>8</b>	<b>9</b>	<b>10</b>
1	1:47.67	1:39.13	1:40.91	1:40.23	1:41.35	1:42.35	1:40.25	1:41.33		
<b>89</b>	<b>Sarah FOSTER</b>									
<b>Lap</b>	<b>1</b>	<b>2</b>	<b>3</b>	<b>4</b>	<b>5</b>	<b>6</b>	<b>7</b>	<b>8</b>	<b>9</b>	<b>10</b>
1	2:01.21	1:55.77	1:52.80	1:52.19	1:53.71	1:49.98	1:53.08			
<b>91</b>	<b>Norman PEMBERTON</b>									
<b>Lap</b>	<b>1</b>	<b>2</b>	<b>3</b>	<b>4</b>	<b>5</b>	<b>6</b>	<b>7</b>	<b>8</b>	<b>9</b>	<b>10</b>
1	1:52.29	1:43.63	1:43.61	1:43.60	1:42.01	1:41.52	1:41.43	1:40.13		
<b>94</b>	<b>Geoffrey BRADFORD</b>									
<b>Lap</b>	<b>1</b>	<b>2</b>	<b>3</b>	<b>4</b>	<b>5</b>	<b>6</b>	<b>7</b>	<b>8</b>	<b>9</b>	<b>10</b>
1	1:44.92	1:40.07	1:37.69	1:37.81	1:38.69	1:38.90	1:37.19	1:36.77		

<b>142</b>	<b>David LAMB</b>									
<b>Lap</b>	<b>1</b>	<b>2</b>	<b>3</b>	<b>4</b>	<b>5</b>	<b>6</b>	<b>7</b>	<b>8</b>	<b>9</b>	<b>10</b>
1	1:54.84	1:50.05	1:44.62	1:46.86	1:45.32	1:45.51	1:46.82			
<b>153</b>	<b>Phillip TILLYARD</b>									
<b>Lap</b>	<b>1</b>	<b>2</b>	<b>3</b>	<b>4</b>	<b>5</b>	<b>6</b>	<b>7</b>	<b>8</b>	<b>9</b>	<b>10</b>
1	1:45.29	1:43.40	1:41.41	1:40.60	1:41.46	1:41.56	1:44.91	1:44.24		
<b>162</b>	<b>Duncan POTTER</b>									
<b>Lap</b>	<b>1</b>	<b>2</b>	<b>3</b>	<b>4</b>	<b>5</b>	<b>6</b>	<b>7</b>	<b>8</b>	<b>9</b>	<b>10</b>
1	1:41.64	1:35.61	1:35.69	1:34.80	1:34.82	1:36.24	1:34.46	1:36.18		
<b>163</b>	<b>Andrew MORLAND</b>									
<b>Lap</b>	<b>1</b>	<b>2</b>	<b>3</b>	<b>4</b>	<b>5</b>	<b>6</b>	<b>7</b>	<b>8</b>	<b>9</b>	<b>10</b>
1	1:51.43	1:43.02	1:43.33	1:44.21	1:41.83	1:41.53	1:41.34	1:42.75		
<b>182</b>	<b>Adam GENTILLI</b>									
<b>Lap</b>	<b>1</b>	<b>2</b>	<b>3</b>	<b>4</b>	<b>5</b>	<b>6</b>	<b>7</b>	<b>8</b>	<b>9</b>	<b>10</b>
1	1:45.18	1:37.56	1:40.09	1:37.65	1:37.45	1:37.31	1:39.04	1:36.06		
<b>192</b>	<b>Nicholas BENNETT</b>									
<b>Lap</b>	<b>1</b>	<b>2</b>	<b>3</b>	<b>4</b>	<b>5</b>	<b>6</b>	<b>7</b>	<b>8</b>	<b>9</b>	<b>10</b>
1	1:53.65	1:49.87	1:49.28	1:47.63	1:47.08	1:47.25	1:49.11			
<b>204</b>	<b>Steven PRYKE</b>									
<b>Lap</b>	<b>1</b>	<b>2</b>	<b>3</b>	<b>4</b>	<b>5</b>	<b>6</b>	<b>7</b>	<b>8</b>	<b>9</b>	<b>10</b>
1	1:45.87	1:39.47	1:39.45	1:36.68	1:36.91	1:35.35	1:37.26	1:36.75		
<b>251</b>	<b>Dennis JOHNSON</b>									
<b>Lap</b>	<b>1</b>	<b>2</b>	<b>3</b>	<b>4</b>	<b>5</b>	<b>6</b>	<b>7</b>	<b>8</b>	<b>9</b>	<b>10</b>
1	1:45.23	1:40.26	1:41.17	1:40.28	1:41.01	1:43.66	1:44.13	1:42.99		

# Lap Chart

## STANDARD & MODIFIED PRE-WAR SPORTS CARS (VSCC SET 3) - PART 1 - RACE 4

Lap 1		Lap 2		Lap 3		Lap 4		Lap 5		Lap 6		Lap 7		Lap 8		Lap 9		Lap 10		
No	Time	No	Time	No	Time	No	Time	No	Time	No	Time	No	Time	No	Time	No	Time	No	Time	
38	1:41.82	71	3:18.36	38	4:54.21	38	6:29.14	54	8:00.30	54	9:36.67	54	11:07.71	54	12:40.45					
71	1:42.27	38	3:18.42	71	4:54.75	54	6:29.52	38	8:02.83	38	9:37.39	38	11:10.25	75	12:40.48 *1					
54	1:43.55	54	3:19.08	54	4:55.20	71	6:30.26	71	8:03.35	71	9:38.39	71	11:10.68	142	12:42.94 *1					
162	1:44.81	162	3:20.42	162	4:56.11	162	6:30.91	162	8:05.73	162	9:41.97	162	11:16.43	61	12:43.39 *1					
32	1:48.14	182	3:26.85	182	5:06.94	182	6:44.59	76	8:08.21 *2	72	9:42.43 *1	72	11:32.32 *1	38	12:43.65					
182	1:49.29	32	3:29.76	94	5:08.18	94	6:45.99	182	8:22.04	89	9:45.55 *1	89	11:35.53 *1	71	12:44.13					
33	1:49.70	94	3:30.49	204	5:10.90	204	6:47.58	204	8:24.49	182	9:59.35	204	11:37.10	162	12:52.61					
94	1:50.42	33	3:31.40	32	5:11.00	32	6:50.38	94	8:24.68	204	9:59.84	182	11:38.39	192	12:52.78 *1					
153	1:50.65	204	3:31.45	33	5:11.75	33	6:51.07	32	8:29.68	94	10:03.58	94	11:40.77	204	13:13.85					
204	1:51.98	251	3:32.65	251	5:13.82	251	6:54.10	33	8:30.54	76	10:11.33 *2	32	11:58.46	182	13:14.45					
251	1:52.39	79	3:33.67	79	5:14.58	79	6:54.81	251	8:35.11	32	10:12.41	79	11:58.76	94	13:17.54					
79	1:54.54	153	3:34.05	153	5:15.46	153	6:56.06	79	8:36.16	79	10:18.51	251	12:02.90	72	13:23.01 *1					
91	1:57.90	91	3:41.53	91	5:25.14	91	7:08.74	153	8:37.52	251	10:18.77	153	12:03.99	89	13:28.61 *1					
76	1:58.52	163	3:42.31	163	5:25.64	163	7:09.85	91	8:50.75	153	10:19.08	91	12:13.70	32	13:39.53					
163	1:59.29	75	3:48.49	75	5:36.63	75	7:22.26	163	8:51.68	33	10:31.22	163	12:14.55	79	13:40.09					
75	2:01.12	61	3:49.45	142	5:38.43	142	7:25.29	75	9:08.01	91	10:32.27			251	13:45.89					
61	2:01.48	192	3:52.43	61	5:39.34	61	7:26.15	142	9:10.61	163	10:33.21			153	13:48.23					
192	2:02.56	142	3:53.81	192	5:41.71	192	7:29.34	61	9:11.82	75	10:53.98			91	13:53.83					
142	2:03.76	76	4:06.21	89	5:59.65	72	7:51.81	192	9:16.42	142	10:56.12			163	13:57.30					
72	2:09.32	89	4:06.85	72	6:01.09	89	7:51.84			61	10:57.44									
89	2:11.08	72	4:09.70							192	11:03.67									



## The Vintage Sports-Car Club

### RACE 5 – BILL PHILLIPS TROPHY RACE (PART II) FOR STANDARD & MODIFIED PRE-WAR SPORTS-CARS (VSCC SET 3)

#### RESULT

Pl	No	Cl	Name	Car	Lap	Time	Behind	MPH	Best Lap on	MPH	Handicap
1	20		Andrew MITCHELL	HRG 1½ Litre	9	12:59.21		69.02	1:24.39	9	70.81
2	52		Tim KNELLER	Riley TT Sprite	9	13:01.11	1.90	68.86	1:24.57	9	70.66
3	83		Mark BRETT	Ballamy-Ford V8 Special	9	13:20.74	21.53	67.17	1:26.45	7	69.13
4	82		John GUYATT	Talbot Lago T150C	9	13:21.38	22.17	67.11	1:27.29	4	68.46 15.77 *
5	241		Jo BLAKENEY-EDWARDS	Frazer Nash Super Sports	9	13:24.56	25.35	66.85	1:26.72	3	68.91 24.08
6	39		Andy BUSH	Riley TT Sprite Replica	9	13:33.81	34.60	66.09	1:27.79	9	68.07 23.70
7	171		Richard REAY-SMITH	Lagonda LG 45	9	14:03.61	1:04.40	63.75	1:31.68	8	65.18 18.49
8	92		John POLSON	Talbot AV 105	9	14:11.12	1:11.91	63.19	1:31.98	9	64.97 23.30
9	243		John COLLINS	Riley Brooklands	9	14:11.76	1:12.55	63.14	1:31.62	9	65.23 27.18
10	93		Anthony FENWICK-WILSON	Railton LS Tourer	9	14:26.42	1:27.21	62.08	1:33.26	9	64.08 27.08
11	48		Hamish MONRO	Frazer Nash Super Sports	9	14:27.37	1:28.16	62.01	1:32.98	7	64.27 30.55
12	65		John BRIGGS	Aston Martin Ulster	8	13:32.12	1 Lap	58.87	1:34.39	3	63.31 57.00

#### Not Classified

100	Jeremy BREWSTER	Lea-Francis Hyper	5	8:00.55	DNF	62.18	1:30.00	2	66.40
141	James POTTER	Riley Brooklands	0	Starter					
81	Sue DARBYSHIRE	Morgan Super Aero	0	Starter					

#### Fastest Lap

20	Andrew MITCHELL	HRG 1½ Litre					1:24.39	9	70.81
----	-----------------	--------------	--	--	--	--	---------	---	-------

#### AWARDS

##### Race Winner, Winner of the Bill Phillips Trophy & 1<sup>st</sup> Un-supercharged Car 1101-1500cc

20	Andrew MITCHELL	HRG 1½ Litre		
2 <sup>nd</sup>	52	Tim KNELLER	Riley TT Sprite	
3 <sup>rd</sup>	83	Mark BRETT	Ballamy-Ford V8 Special	(& 1 <sup>st</sup> Un-supercharged Car over 3000cc & 1 <sup>st</sup> VSCC 'Standard' Car)

##### Other Capacity Class Winners

243	John COLLINS	Riley Brooklands	(1 <sup>st</sup> Un-supercharged Car up to 1100cc & 2 <sup>nd</sup> VSCC 'Standard' Car)
92	John POLSON	Talbot AV 105	(1 <sup>st</sup> Un-supercharged Car 2001-3000cc)

##### Other VSCC 'Standard' Cars

3 <sup>rd</sup>	65	John BRIGGS	Aston Martin Ulster
-----------------	----	-------------	---------------------

##### First Vintage Car


241	Jo BLAKENEY-EDWARDS	Frazer Nash Super Sports
-----	---------------------	--------------------------

##### First on Handicap


82	John GUYATT	Talbot Lago T150C
----	-------------	-------------------

#### PART OF THE 'ODM' RACES






# RACE GRID



## STANDARD & MODIFIED PRE-WAR SPORTS CARS (VSCC SET 3) - PART 2

### RACE 5

ROW 8	<b>65</b> 01:37.620 John BRIGGS	
ROW 7	<b>92</b> 01:35.680 John POLSON	<b>48</b> 01:35.870 Hamish MONRO
ROW 6	<b>243</b> 01:33.610 John COLLINS	<b>93</b> 01:35.180 Anthony FENWICK-WILS
ROW 5	<b>100</b> 01:32.260 Jeremy BREWSTER	<b>171</b> 01:33.500 Richard REAY-SMITH
ROW 4	<b>82</b> 01:28.350 John GUYATT	<b>39</b> 01:30.430 Andy BUSH
ROW 3	<b>83</b> 01:27.060 Mark BRETT	<b>141</b> 01:27.180 James POTTER
ROW 2	<b>241</b> 01:26.660 Jo BLAKENEY-EDWARD	<b>52</b> 01:26.920 Tim KNELLER
ROW 1	<b>81</b> 01:25.850 Sue DARBYSHIRE	<b>20</b> 01:26.010 Andrew MITCHELL
<b>POLE</b>		
		

# STANDARD & MODIFIED PRE-WAR SPORTS CARS (VSCC SET 3) - PAR

## LAP TIMES - RACE 5

<b>20</b>	<b>Andrew MITCHELL</b>										
	<b>Lap</b>	<b>1</b>	<b>2</b>	<b>3</b>	<b>4</b>	<b>5</b>	<b>6</b>	<b>7</b>	<b>8</b>	<b>9</b>	<b>10</b>
	1	1:29.14	1:27.79	1:27.13	1:25.89	1:26.32	1:25.92	1:25.89	1:24.69	1:24.39	
<b>39</b>	<b>Andy BUSH</b>										
	<b>Lap</b>	<b>1</b>	<b>2</b>	<b>3</b>	<b>4</b>	<b>5</b>	<b>6</b>	<b>7</b>	<b>8</b>	<b>9</b>	<b>10</b>
	1	1:35.53	1:29.09	1:28.88	1:32.41	1:28.57	1:28.73	1:28.56	1:28.68	1:27.79	
<b>48</b>	<b>Hamish MONRO</b>										
	<b>Lap</b>	<b>1</b>	<b>2</b>	<b>3</b>	<b>4</b>	<b>5</b>	<b>6</b>	<b>7</b>	<b>8</b>	<b>9</b>	<b>10</b>
	1	1:45.14	1:39.12	1:34.74	1:34.36	1:34.66	1:33.07	1:32.98	1:33.88	1:33.36	
<b>52</b>	<b>Tim KNELLER</b>										
	<b>Lap</b>	<b>1</b>	<b>2</b>	<b>3</b>	<b>4</b>	<b>5</b>	<b>6</b>	<b>7</b>	<b>8</b>	<b>9</b>	<b>10</b>
	1	1:32.65	1:27.01	1:26.30	1:25.85	1:26.34	1:25.55	1:25.09	1:24.73	1:24.57	
<b>65</b>	<b>John BRIGGS</b>										
	<b>Lap</b>	<b>1</b>	<b>2</b>	<b>3</b>	<b>4</b>	<b>5</b>	<b>6</b>	<b>7</b>	<b>8</b>	<b>9</b>	<b>10</b>
	1	1:44.74	1:40.00	1:34.39	1:55.04	1:37.59	1:37.68	1:39.37	1:35.87		
<b>82</b>	<b>John GUYATT</b>										
	<b>Lap</b>	<b>1</b>	<b>2</b>	<b>3</b>	<b>4</b>	<b>5</b>	<b>6</b>	<b>7</b>	<b>8</b>	<b>9</b>	<b>10</b>
	1	1:32.67	1:28.65	1:28.73	1:27.29	1:27.30	1:27.97	1:27.86	1:28.85	1:28.24	
<b>83</b>	<b>Mark BRETT</b>										
	<b>Lap</b>	<b>1</b>	<b>2</b>	<b>3</b>	<b>4</b>	<b>5</b>	<b>6</b>	<b>7</b>	<b>8</b>	<b>9</b>	<b>10</b>
	1	1:31.04	1:30.50	1:28.27	1:26.83	1:27.39	1:26.51	1:26.45	1:31.05	1:29.42	
<b>92</b>	<b>John POLSON</b>										
	<b>Lap</b>	<b>1</b>	<b>2</b>	<b>3</b>	<b>4</b>	<b>5</b>	<b>6</b>	<b>7</b>	<b>8</b>	<b>9</b>	<b>10</b>
	1	1:39.01	1:35.28	1:33.21	1:33.63	1:32.00	1:35.30	1:32.47	1:32.16	1:31.98	
<b>93</b>	<b>Anthony FENWICK-WILSON</b>										
	<b>Lap</b>	<b>1</b>	<b>2</b>	<b>3</b>	<b>4</b>	<b>5</b>	<b>6</b>	<b>7</b>	<b>8</b>	<b>9</b>	<b>10</b>
	1	1:41.15	1:36.70	1:34.76	1:34.96	1:35.07	1:34.48	1:35.58	1:33.57	1:33.26	
<b>100</b>	<b>Jeremy BREWSTER</b>										
	<b>Lap</b>	<b>1</b>	<b>2</b>	<b>3</b>	<b>4</b>	<b>5</b>	<b>6</b>	<b>7</b>	<b>8</b>	<b>9</b>	<b>10</b>
	1	1:34.21	1:30.00	1:31.98	1:30.90	1:48.40					
<b>171</b>	<b>Richard REAY-SMITH</b>										
	<b>Lap</b>	<b>1</b>	<b>2</b>	<b>3</b>	<b>4</b>	<b>5</b>	<b>6</b>	<b>7</b>	<b>8</b>	<b>9</b>	<b>10</b>
	1	1:40.28	1:32.13	1:32.34	1:32.59	1:31.91	1:31.73	1:31.96	1:31.68	1:33.83	
<b>241</b>	<b>Jo BLAKENEY-EDWARDS</b>										
	<b>Lap</b>	<b>1</b>	<b>2</b>	<b>3</b>	<b>4</b>	<b>5</b>	<b>6</b>	<b>7</b>	<b>8</b>	<b>9</b>	<b>10</b>
	1	1:32.99	1:27.52	1:26.72	1:27.18	1:27.72	1:27.35	1:27.30	1:31.35	1:28.38	
<b>243</b>	<b>John COLLINS</b>										
	<b>Lap</b>	<b>1</b>	<b>2</b>	<b>3</b>	<b>4</b>	<b>5</b>	<b>6</b>	<b>7</b>	<b>8</b>	<b>9</b>	<b>10</b>
	1	1:36.93	1:34.63	1:34.77	1:34.06	1:34.05	1:34.09	1:33.56	1:32.47	1:31.62	



# Lap Chart

## STANDARD & MODIFIED PRE-WAR SPORTS CARS (VSCC SET 3) - PART 2 - RACE 5

Lap 1		Lap 2		Lap 3		Lap 4		Lap 5		Lap 6		Lap 7		Lap 8		Lap 9		Lap 10	
No	Time	No	Time	No	Time	No	Time	No	Time	No	Time	No	Time	No	Time	No	Time	No	Time
20	1:31.19	20	2:58.98	20	4:26.11	20	5:52.00	20	7:18.32	20	8:44.24	20	10:10.13	20	11:34.82	20	12:59.21		
83	1:34.32	52	3:02.68	52	4:28.98	52	5:54.83	52	7:21.17	52	8:46.72	52	10:11.81	52	11:36.54	52	13:01.11		
52	1:35.67	241	3:03.56	241	4:30.28	241	5:57.46	241	7:25.18	241	8:52.53	65	10:16.88 *1	241	11:51.18	241	13:19.56		
241	1:36.04	83	3:04.82	83	4:33.09	83	5:59.92	83	7:27.31	83	8:53.82	241	10:19.83	83	11:51.32	83	13:20.74		
82	1:36.49	82	3:05.14	82	4:33.87	82	6:01.16	82	7:28.46	82	8:56.43	83	10:20.27	82	11:53.14	82	13:21.38		
100	1:39.27	100	3:09.27	39	4:39.07	39	6:11.48	39	7:40.05	39	9:08.78	82	10:24.29	65	11:56.25 *1	65	13:32.12 *1		
39	1:41.10	39	3:10.19	100	4:41.25	100	6:12.15	171	7:54.41	171	9:26.14	39	10:37.34	39	12:06.02	39	13:33.81		
243	1:42.51	243	3:17.14	171	4:49.91	171	6:22.50	92	7:59.21	243	9:34.11	171	10:58.10	171	12:29.78	171	14:03.61		
92	1:45.09	171	3:17.57	243	4:51.91	243	6:25.97	243	8:00.02	92	9:34.51	92	11:06.98	92	12:39.14	92	14:11.12		
171	1:45.44	92	3:20.37	92	4:53.58	92	6:27.21	100	8:00.55	93	9:44.01	243	11:07.67	243	12:40.14	243	14:11.76		
93	1:48.04	93	3:24.74	93	4:59.50	93	6:34.46	93	8:09.53	48	9:47.15	93	11:19.59	93	12:53.16	93	14:26.42		
48	1:51.20	48	3:30.32	48	5:05.06	48	6:39.42	48	8:14.08			48	11:20.13	48	12:54.01	48	14:27.37		
65	1:52.18	65	3:32.18	65	5:06.57	65	7:01.61	65	8:39.20										



## The Vintage Sports-Car Club

### RACE 6 – BOULOGNE TROPHY RACE FOR VINTAGE RACING CARS (VSCC SET 1)

#### RESULT

Pl	No	Cl	Name	Car	Lap	Time	Behind	MPH	Best Lap on	MPH	Handicap
1	9		Tom WALKER	Amilcar-Hispano Special	9	12:04.74		74.21	1:18.28	2	76.34
2	15		Tony LEES	AC/GN Cognac	9	12:05.41	0.67	74.14	1:18.25	2	76.37
3	101		Charles GILLETT	Frazer Nash Super Sports	9	12:05.90	1.16	74.09	1:18.36	2	76.26
4	103		Jonathan COBB	Frazer Nash Ford	9	12:06.48	1.74	74.03	1:18.80	3	75.84 17.28
5	102		Justin MAEERS	GN Parker	9	12:06.66	1.92	74.02	1:18.98	5	75.66 15.84 *
6	18		Duncan WOOD	Morgan Super Aero	9	12:23.33	18.59	72.36	1:20.50	2	74.24 18.83
7	25		Richard SCALDWELL	GN/JAP Grand Prix	9	12:38.73	33.99	70.89	1:21.71	9	73.14 23.34
8	17		Gary CAROLINE	Morgan Super Aero	9	12:40.76	36.02	70.70	1:22.40	6	72.52 19.16
9	26		Charlie MARTIN	Morgan 'RIP' Special	9	12:43.69	38.95	70.43	1:22.41	3	72.52 22.00
10	16		Chris HUDSON	Bugatti T35B	9	12:53.81	49.07	69.51	1:24.09	6	71.07 17.00
11	46		James RICKETTS	Riley 9 Monoposto	9	13:17.27	1:12.53	67.46	1:26.63	5	68.98 17.60
12	47		Christopher BATTY	Frazer Nash Super Sports	8	12:13.44	1 Lap	65.18	1:29.56	6	66.73 16.96
13	45		Hughie WALKER	Martyr Frazer Nash Special	8	12:15.07	1 Lap	65.04	1:28.68	7	67.39 25.63
14	205		Mark WALKER	GN Thunderbug	8	12:17.96	1 Lap	64.78	1:28.90	8	67.22 26.76
15	113		Tom WATERFIELD	Austin 7 Special	8	12:18.41	1 Lap	64.74	1:28.35	8	67.64 31.61
16	60		David SAY	Morgan Super Aero	8	13:15.47	1 Lap	60.10	1:35.75	8	62.41 29.47
17	37		Ralf EMMERLING	Riley Brooklands	8	13:16.36	1 Lap	60.03	1:37.31	8	61.41 17.88

#### Fastest Lap

5	Tony LEES	AC/GN Cognac	1:18.25	2	76.37
---	-----------	--------------	---------	---	-------

#### AWARDS

##### Race Winner & Winner of the Boulogne Trophy

1 <sup>st</sup>	9	Tom WALKER	Amilcar-Hispano Special	
2 <sup>nd</sup>	15	Tony LEES	AC/GN Cognac	
3 <sup>rd</sup>	101	Charles GILLETT	Frazer Nash Super Sports	(& 1 <sup>st</sup> Car 1101-1500cc)

##### Other Capacity Class Winner

46	James RICKETTS	Riley 9 Monoposto	(1 <sup>st</sup> Car up to 1100cc)
----	----------------	-------------------	------------------------------------

##### First VSCC 'Standard' Car


16	Chris HUDSON	Bugatti T35B
----	--------------	--------------

##### First on Handicap

102	Justin MAEERS	GN Parker
-----	---------------	-----------




# RACE GRID



## BOULOGNE TROPHY RACE FOR VINTAGE RACING CARS (VSCC SET 1)

### RACE 6

ROW 10			
ROW 9	<b>60</b> 01:38.460 David SAY		
ROW 8		<b>205</b> 01:32.120 Mark WALKER	<b>37</b> 01:34.820 Ralf EMMERLING
ROW 7	<b>45</b> 01:31.620 Hughie WALKER		<b>47</b> 01:31.790 Christopher BATTY
ROW 6		<b>46</b> 01:28.930 James RICKETTS	<b>113</b> 01:29.010 Tom WATERFIELD
ROW 5	<b>16</b> 01:27.710 Chris HUDSON		<b>25</b> 01:28.520 Richard SCALDWELL
ROW 4		<b>9</b> 01:25.540 Tom WALKER	<b>17</b> 01:26.770 Gary CAROLINE
ROW 3	<b>102</b> 01:23.920 Justin MAEERS		<b>26</b> 01:24.610 Charlie MARTIN
ROW 2		<b>103</b> 01:21.910 Jonathan COBB	<b>18</b> 01:22.800 Duncan WOOD
ROW 1	<b>15</b> 01:19.170 Tony LEES		<b>101</b> 01:19.210 Charles GILLETT
<b>POLE</b>			
			

# MULOGNE TROPHY RACE FOR VINTAGE RACING CARS (VSCC SET)

## LAP TIMES - RACE 6

<b>9</b>	<b>Tom WALKER</b>										
	<b>Lap</b>	<b>1</b>	<b>2</b>	<b>3</b>	<b>4</b>	<b>5</b>	<b>6</b>	<b>7</b>	<b>8</b>	<b>9</b>	<b>10</b>
	1	1:20.83	1:18.28	1:18.30	1:20.87	1:20.49	1:20.68	1:19.59	1:21.30	1:20.28	
<b>15</b>	<b>Tony LEES</b>										
	<b>Lap</b>	<b>1</b>	<b>2</b>	<b>3</b>	<b>4</b>	<b>5</b>	<b>6</b>	<b>7</b>	<b>8</b>	<b>9</b>	<b>10</b>
	1	1:23.78	1:18.25	1:19.83	1:20.08	1:20.01	1:19.91	1:19.92	1:20.55	1:21.03	
<b>16</b>	<b>Chris HUDSON</b>										
	<b>Lap</b>	<b>1</b>	<b>2</b>	<b>3</b>	<b>4</b>	<b>5</b>	<b>6</b>	<b>7</b>	<b>8</b>	<b>9</b>	<b>10</b>
	1	1:31.01	1:24.20	1:24.52	1:24.30	1:24.68	1:24.09	1:24.99	1:25.63	1:25.87	
<b>17</b>	<b>Gary CAROLINE</b>										
	<b>Lap</b>	<b>1</b>	<b>2</b>	<b>3</b>	<b>4</b>	<b>5</b>	<b>6</b>	<b>7</b>	<b>8</b>	<b>9</b>	<b>10</b>
	1	1:28.13	1:22.66	1:23.68	1:22.75	1:24.14	1:22.40	1:24.06	1:23.85	1:24.12	
<b>18</b>	<b>Duncan WOOD</b>										
	<b>Lap</b>	<b>1</b>	<b>2</b>	<b>3</b>	<b>4</b>	<b>5</b>	<b>6</b>	<b>7</b>	<b>8</b>	<b>9</b>	<b>10</b>
	1	1:25.37	1:20.50	1:21.54	1:20.81	1:20.96	1:21.89	1:22.45	1:22.48	1:23.67	
<b>25</b>	<b>Richard SCALDWELL</b>										
	<b>Lap</b>	<b>1</b>	<b>2</b>	<b>3</b>	<b>4</b>	<b>5</b>	<b>6</b>	<b>7</b>	<b>8</b>	<b>9</b>	<b>10</b>
	1	1:28.46	1:23.82	1:24.39	1:22.23	1:23.62	1:23.98	1:23.18	1:22.63	1:21.71	
<b>26</b>	<b>Charlie MARTIN</b>										
	<b>Lap</b>	<b>1</b>	<b>2</b>	<b>3</b>	<b>4</b>	<b>5</b>	<b>6</b>	<b>7</b>	<b>8</b>	<b>9</b>	<b>10</b>
	1	1:30.19	1:23.11	1:22.41	1:22.81	1:24.09	1:23.05	1:24.63	1:24.03	1:25.15	
<b>37</b>	<b>Ralf EMMERLING</b>										
	<b>Lap</b>	<b>1</b>	<b>2</b>	<b>3</b>	<b>4</b>	<b>5</b>	<b>6</b>	<b>7</b>	<b>8</b>	<b>9</b>	<b>10</b>
	1	1:39.56	1:39.08	1:39.64	1:40.19	1:39.02	1:37.60	1:37.51	1:37.31		
<b>45</b>	<b>Hughie WALKER</b>										
	<b>Lap</b>	<b>1</b>	<b>2</b>	<b>3</b>	<b>4</b>	<b>5</b>	<b>6</b>	<b>7</b>	<b>8</b>	<b>9</b>	<b>10</b>
	1	1:34.18	1:33.74	1:29.61	1:29.50	1:31.30	1:30.54	1:28.68	1:32.22		
<b>46</b>	<b>James RICKETTS</b>										
	<b>Lap</b>	<b>1</b>	<b>2</b>	<b>3</b>	<b>4</b>	<b>5</b>	<b>6</b>	<b>7</b>	<b>8</b>	<b>9</b>	<b>10</b>
	1	1:32.52	1:27.92	1:27.51	1:27.10	1:26.63	1:27.81	1:27.28	1:27.50	1:27.67	
<b>47</b>	<b>Christopher BATTY</b>										
	<b>Lap</b>	<b>1</b>	<b>2</b>	<b>3</b>	<b>4</b>	<b>5</b>	<b>6</b>	<b>7</b>	<b>8</b>	<b>9</b>	<b>10</b>
	1	1:34.95	1:30.81	1:29.80	1:30.03	1:30.98	1:29.56	1:29.70	1:32.02		
<b>60</b>	<b>David SAY</b>										
	<b>Lap</b>	<b>1</b>	<b>2</b>	<b>3</b>	<b>4</b>	<b>5</b>	<b>6</b>	<b>7</b>	<b>8</b>	<b>9</b>	<b>10</b>
	1	1:38.75	1:38.90	1:39.75	1:38.88	1:40.31	1:39.36	1:36.07	1:35.75		
<b>101</b>	<b>Charles GILLETT</b>										
	<b>Lap</b>	<b>1</b>	<b>2</b>	<b>3</b>	<b>4</b>	<b>5</b>	<b>6</b>	<b>7</b>	<b>8</b>	<b>9</b>	<b>10</b>
	1	1:22.63	1:18.36	1:21.01	1:20.38	1:18.77	1:20.36	1:19.55	1:23.02	1:19.76	

---

**102 Justin MAEERS**

Lap	1	2	3	4	5	6	7	8	9	10
1	1:24.31	1:19.94	1:19.57	1:19.63	1:18.98	1:19.63	1:19.79	1:20.86	1:20.17	

---

**103 Jonathan COBB**

Lap	1	2	3	4	5	6	7	8	9	10
1	1:23.99	1:18.91	1:18.80	1:20.68	1:20.06	1:19.47	1:19.93	1:20.28	1:21.30	

---

**113 Tom WATERFIELD**

Lap	1	2	3	4	5	6	7	8	9	10
1	1:41.54	1:31.96	1:30.90	1:29.52	1:28.96	1:30.99	1:30.66	1:28.35		

---

**205 Mark WALKER**

Lap	1	2	3	4	5	6	7	8	9	10
1	1:38.54	1:30.43	1:30.49	1:30.59	1:31.49	1:31.33	1:30.12	1:28.90		

---

# Lap Chart

## BOULOGNE TROPHY RACE FOR VINTAGE RACING CARS (VSCC SET 1) - RACE 6

Lap 1		Lap 2		Lap 3		Lap 4		Lap 5		Lap 6		Lap 7		Lap 8		Lap 9		Lap 10	
No	Time	No	Time	No	Time	No	Time	No	Time	No	Time	No	Time	No	Time	No	Time	No	Time
101	1:24.69	101	2:43.05	9	4:01.53	9	5:22.40	9	6:42.89	9	8:03.57	101	9:23.12	15	10:44.38	9	12:04.74		
9	1:24.95	9	2:43.23	15	4:03.91	15	5:23.99	101	6:43.21	101	8:03.57	9	9:23.16	9	10:44.46	15	12:05.41		
15	1:25.83	15	2:44.08	101	4:04.06	101	5:24.44	60	6:43.98 *1	15	8:03.91	15	9:23.83	103	10:45.18	101	12:05.90		
103	1:27.05	103	2:45.96	103	4:04.76	103	5:25.44	15	6:44.00	103	8:04.97	103	9:24.90	101	10:46.14	103	12:06.48		
102	1:28.09	102	2:48.03	102	4:07.60	102	5:27.23	37	6:44.92 *1	102	8:05.84	102	9:25.63	102	10:46.49	102	12:06.66		
18	1:29.03	18	2:49.53	18	4:11.07	18	5:31.88	103	6:45.50	18	8:14.73	18	9:37.18	205	10:49.06 *1	47	12:13.44 *1		
17	1:33.10	17	2:55.76	17	4:19.44	17	5:42.19	102	6:46.21	37	8:23.94 *1	17	9:52.79	113	10:50.06 *1	45	12:15.07 *1		
25	1:33.17	25	2:56.99	26	4:19.93	26	5:42.74	18	6:52.84	60	8:24.29 *1	25	9:54.39	18	10:59.66	205	12:17.96 *1		
26	1:34.41	26	2:57.52	25	4:21.38	25	5:43.61	17	7:06.33	17	8:28.73	26	9:54.51	17	11:16.64	113	12:18.41 *1		
16	1:35.53	16	2:59.73	16	4:24.25	16	5:48.55	26	7:06.83	26	8:29.88	37	10:01.54 *1	25	11:17.02	18	12:23.33		
46	1:37.85	46	3:05.77	46	4:33.28	46	6:00.38	25	7:07.23	25	8:31.21	16	10:02.31	26	11:18.54	25	12:38.73		
45	1:39.48	47	3:11.35	47	4:41.15	47	6:11.18	16	7:13.23	16	8:37.32	60	10:03.65 *1	16	11:27.94	17	12:40.76		
47	1:40.54	45	3:13.22	45	4:42.83	45	6:12.33	46	7:27.01	46	8:54.82	46	10:22.10	37	11:39.05 *1	26	12:43.69		
205	1:44.61	205	3:15.04	205	4:45.53	205	6:16.12	47	7:42.16	47	9:11.72	47	10:41.42	60	11:39.72 *1	16	12:53.81		
37	1:46.01	113	3:19.03	113	4:49.93	113	6:19.45	45	7:43.63	45	9:14.17	45	10:42.85	46	11:49.60	60	13:15.47 *1		
60	1:46.45	37	3:25.09	37	5:04.73			205	7:47.61	205	9:18.94					37	13:16.36 *1		
113	1:47.07	60	3:25.35	60	5:05.10			113	7:48.41	113	9:19.40					46	13:17.27		



## The Vintage Sports-Car Club

### RACE 7 – SHORT HANDICAP RACE FOR PRE-WAR CARS (VSCC SET 6)

#### RESULT

Pl	No	Cl	Name	Car	Lap	Time	Behind	MPH	Best Lap on	MPH
1	93		Anthony FENWICK-WILSON	Railton LS Tourer	5	8:56.14		60.84	1:34.35	2 63.34
2	198		David SEBER	Wolseley Hornet Special	5	9:00.53	4.39	62.18	1:29.88	5 66.49
3	78		Noel RUNNELS-MOSS	Vauxhall 30-98 Velox	5	9:00.60	4.46	57.40	1:42.35	3 58.39
4	191		Mark BRENNAN	Alvis 12/50	5	9:01.86	5.72	57.26	1:41.92	4 58.63
5	22		Michael NEW	Riley 12/4	5	9:06.27	10.13	59.61	1:37.27	4 61.44
6	62		Tim PARKER	Lagonda 2 Litre SML	5	9:06.45	10.31	56.76	1:42.10	5 58.53
7	49		Stuart ROPER-MARSHALL	Austin 7 Special	5	9:09.00	12.86	59.29	1:36.53	5 61.91
8	111		George PARKINSON	Rosengart LR2 Torpedo	5	9:14.22	18.08	53.91	1:46.55	5 56.09
9	70		Kieran WHITE	TRS Racing Car	5	9:24.91	28.77	56.92	1:41.32	2 58.98
10	56		Joanne WHITE	Riley Nine 12/4 Special	5	9:25.20	29.06	58.57	1:38.22	2 60.84
11	67		Tony CANNY	Riley TT Sprite	5	9:25.44	29.30	59.12	1:35.98	5 62.26
12	193		John McAVOY	Riley 12/4 Special	5	9:28.97	32.83	57.03	1:38.48	5 60.68
13	74		Edward HARRIS	Invicta High Chassis	5	9:28.98	32.84	58.13	1:37.40	5 61.36
14	203		Leonard LORD	Riley Falcon	5	9:37.27	41.13	56.14	1:41.02	2 59.16
15	75		Cyril HANCOCK	Fiat New Balilla	5	9:38.50	42.36	55.49	1:43.92	3 57.51
16	122		Roland WOODTLI	Riley 15/6 Special	5	9:38.86	42.72	53.47	1:48.13	2 55.27
17	85		Jonathan MILLER	Stutz Bearcat	5	9:42.04	45.90	51.34	1:53.90	4 52.47
18	194		Richard BRADFORD	Talbot-Lago T120 Sports	5	9:45.54	49.40	54.77	1:42.90	5 58.08
19	77		James WHITMORE	Riley 12/4 Special	5	9:45.75	49.61	55.26	1:41.79	5 58.71
20	123		Marcus FRIEDER	Riley 12/4	5	9:47.57	51.43	55.07	1:44.78	5 57.03
21	84		Ian FYFE	Alvis 12/70 Special	5	9:57.49	1:01.35	51.74	1:51.50	5 53.60
22	192		Nicholas BENNETT	Alvis Silver Eagle	5	10:14.68	1:18.54	53.39	1:48.14	5 55.26
23	201		Robert WARDALE	Riley Special	4	8:56.83	1 Lap	48.60	1:57.98	1 50.65

#### Not Classified

197	John SEBER	Wolseley Hornet Special	2	4:28.47	DNF	57.33	1:34.51	1	63.23
-----	------------	-------------------------	---	---------	-----	-------	---------	---	-------

#### Fastest Lap

198	David SEBER	Wolseley Hornet Special					1:29.88	5	66.49
-----	-------------	-------------------------	--	--	--	--	---------	---	-------

#### AWARDS

##### Race Winner

	93	Anthony FENWICK-WILSON	Railton LS Tourer
2 <sup>nd</sup>	198	David SEBER	Wolseley Hornet Special
3 <sup>rd</sup>	78	Noel RUNNELS-MOSS	Vauxhall 30-98 Velox
4 <sup>th</sup>	191	Mark BRENNAN	Alvis 12/50

# HANDICAP RACE FOR PRE-WAR CARS (VSCC SET 6)

## LAP TIMES - RACE 7

<b>22</b>	<b>Michael NEW</b>										
	<b>Lap</b>	<b>1</b>	<b>2</b>	<b>3</b>	<b>4</b>	<b>5</b>	<b>6</b>	<b>7</b>	<b>8</b>	<b>9</b>	<b>10</b>
	1	1:41.17	1:37.58	1:40.80	1:37.27	1:37.60					
<b>49</b>	<b>Stuart ROPER-MARSHALL</b>										
	<b>Lap</b>	<b>1</b>	<b>2</b>	<b>3</b>	<b>4</b>	<b>5</b>	<b>6</b>	<b>7</b>	<b>8</b>	<b>9</b>	<b>10</b>
	1	1:43.26	1:38.19	1:38.86	1:39.66	1:36.53					
<b>56</b>	<b>Joanne WHITE</b>										
	<b>Lap</b>	<b>1</b>	<b>2</b>	<b>3</b>	<b>4</b>	<b>5</b>	<b>6</b>	<b>7</b>	<b>8</b>	<b>9</b>	<b>10</b>
	1	1:40.62	1:38.22	1:38.54	1:45.15	1:40.05					
<b>62</b>	<b>Tim PARKER</b>										
	<b>Lap</b>	<b>1</b>	<b>2</b>	<b>3</b>	<b>4</b>	<b>5</b>	<b>6</b>	<b>7</b>	<b>8</b>	<b>9</b>	<b>10</b>
	1	1:51.97	1:42.68	1:42.25	1:43.63	1:42.10					
<b>67</b>	<b>Tony CANNY</b>										
	<b>Lap</b>	<b>1</b>	<b>2</b>	<b>3</b>	<b>4</b>	<b>5</b>	<b>6</b>	<b>7</b>	<b>8</b>	<b>9</b>	<b>10</b>
	1	1:42.22	1:37.47	1:37.22	1:43.36	1:35.98					
<b>70</b>	<b>Kieran WHITE</b>										
	<b>Lap</b>	<b>1</b>	<b>2</b>	<b>3</b>	<b>4</b>	<b>5</b>	<b>6</b>	<b>7</b>	<b>8</b>	<b>9</b>	<b>10</b>
	1	1:48.59	1:41.32	1:42.27	1:44.65	1:42.62					
<b>74</b>	<b>Edward HARRIS</b>										
	<b>Lap</b>	<b>1</b>	<b>2</b>	<b>3</b>	<b>4</b>	<b>5</b>	<b>6</b>	<b>7</b>	<b>8</b>	<b>9</b>	<b>10</b>
	1	1:40.71	1:45.29	1:39.82	1:43.29	1:37.40					
<b>75</b>	<b>Cyril HANCOCK</b>										
	<b>Lap</b>	<b>1</b>	<b>2</b>	<b>3</b>	<b>4</b>	<b>5</b>	<b>6</b>	<b>7</b>	<b>8</b>	<b>9</b>	<b>10</b>
	1	1:47.80	1:45.05	1:43.92	1:51.28	1:45.50					
<b>77</b>	<b>James WHITMORE</b>										
	<b>Lap</b>	<b>1</b>	<b>2</b>	<b>3</b>	<b>4</b>	<b>5</b>	<b>6</b>	<b>7</b>	<b>8</b>	<b>9</b>	<b>10</b>
	1	1:48.36	1:47.50	1:44.69	1:51.54	1:41.79					
<b>78</b>	<b>Noel RUNNELS-MOSS</b>										
	<b>Lap</b>	<b>1</b>	<b>2</b>	<b>3</b>	<b>4</b>	<b>5</b>	<b>6</b>	<b>7</b>	<b>8</b>	<b>9</b>	<b>10</b>
	1	1:45.98	1:43.34	1:42.35	1:42.96	1:42.65					
<b>84</b>	<b>Ian FYFE</b>										
	<b>Lap</b>	<b>1</b>	<b>2</b>	<b>3</b>	<b>4</b>	<b>5</b>	<b>6</b>	<b>7</b>	<b>8</b>	<b>9</b>	<b>10</b>
	1	1:54.63	1:53.28	1:53.07	1:59.00	1:51.50					
<b>85</b>	<b>Jonathan MILLER</b>										
	<b>Lap</b>	<b>1</b>	<b>2</b>	<b>3</b>	<b>4</b>	<b>5</b>	<b>6</b>	<b>7</b>	<b>8</b>	<b>9</b>	<b>10</b>
	1	2:00.27	1:55.08	1:53.95	1:53.90	1:55.45					
<b>93</b>	<b>Anthony FENWICK-WILSON</b>										
	<b>Lap</b>	<b>1</b>	<b>2</b>	<b>3</b>	<b>4</b>	<b>5</b>	<b>6</b>	<b>7</b>	<b>8</b>	<b>9</b>	<b>10</b>
	1	1:41.62	1:34.35	1:35.23	1:35.80	1:36.67					



<b>111</b>	<b>George PARKINSON</b>									
<b>Lap</b>	<b>1</b>	<b>2</b>	<b>3</b>	<b>4</b>	<b>5</b>	<b>6</b>	<b>7</b>	<b>8</b>	<b>9</b>	<b>10</b>
1	1:56.92	1:52.74	1:48.21	1:47.31	1:46.55					
<b>122</b>	<b>Roland WOODTLI</b>									
<b>Lap</b>	<b>1</b>	<b>2</b>	<b>3</b>	<b>4</b>	<b>5</b>	<b>6</b>	<b>7</b>	<b>8</b>	<b>9</b>	<b>10</b>
1	1:52.72	1:48.13	1:50.62	1:51.32	1:51.14					
<b>123</b>	<b>Marcus FRIEDER</b>									
<b>Lap</b>	<b>1</b>	<b>2</b>	<b>3</b>	<b>4</b>	<b>5</b>	<b>6</b>	<b>7</b>	<b>8</b>	<b>9</b>	<b>10</b>
1	1:47.53	1:47.41	1:45.66	1:47.99	1:44.78					
<b>191</b>	<b>Mark BRENNAN</b>									
<b>Lap</b>	<b>1</b>	<b>2</b>	<b>3</b>	<b>4</b>	<b>5</b>	<b>6</b>	<b>7</b>	<b>8</b>	<b>9</b>	<b>10</b>
1	1:46.69	1:42.83	1:42.95	1:41.92	1:43.21					
<b>192</b>	<b>Nicholas BENNETT</b>									
<b>Lap</b>	<b>1</b>	<b>2</b>	<b>3</b>	<b>4</b>	<b>5</b>	<b>6</b>	<b>7</b>	<b>8</b>	<b>9</b>	<b>10</b>
1	1:51.75	1:50.94	1:48.92	1:50.75	1:48.14					
<b>193</b>	<b>John McAVOY</b>									
<b>Lap</b>	<b>1</b>	<b>2</b>	<b>3</b>	<b>4</b>	<b>5</b>	<b>6</b>	<b>7</b>	<b>8</b>	<b>9</b>	<b>10</b>
1	1:50.76	1:44.08	1:39.16	1:44.59	1:38.48					
<b>194</b>	<b>Richard BRADFORD</b>									
<b>Lap</b>	<b>1</b>	<b>2</b>	<b>3</b>	<b>4</b>	<b>5</b>	<b>6</b>	<b>7</b>	<b>8</b>	<b>9</b>	<b>10</b>
1	1:52.56	1:47.88	1:45.59	1:51.11	1:42.90					
<b>197</b>	<b>John SEBER</b>									
<b>Lap</b>	<b>1</b>	<b>2</b>	<b>3</b>	<b>4</b>	<b>5</b>	<b>6</b>	<b>7</b>	<b>8</b>	<b>9</b>	<b>10</b>
1	1:34.51	1:46.57								
<b>198</b>	<b>David SEBER</b>									
<b>Lap</b>	<b>1</b>	<b>2</b>	<b>3</b>	<b>4</b>	<b>5</b>	<b>6</b>	<b>7</b>	<b>8</b>	<b>9</b>	<b>10</b>
1	1:35.41	1:37.79	1:34.33	1:34.34	1:29.88					
<b>201</b>	<b>Robert WARDALE</b>									
<b>Lap</b>	<b>1</b>	<b>2</b>	<b>3</b>	<b>4</b>	<b>5</b>	<b>6</b>	<b>7</b>	<b>8</b>	<b>9</b>	<b>10</b>
1	1:57.98	1:59.46	2:02.44	2:03.23						
<b>203</b>	<b>Leonard LORD</b>									
<b>Lap</b>	<b>1</b>	<b>2</b>	<b>3</b>	<b>4</b>	<b>5</b>	<b>6</b>	<b>7</b>	<b>8</b>	<b>9</b>	<b>10</b>
1	1:46.43	1:41.02	1:43.08	1:46.85	1:47.66					

# Lap Chart

## HANDICAP RACE FOR PRE-WAR CARS (VSCC SET 6) - RACE 7

Lap 1		Lap 2		Lap 3		Lap 4		Lap 5		Lap 6		Lap 7		Lap 8		Lap 9		Lap 10			
No	Time	No	Time	No	Time	No	Time	No	Time	No	Time	No	Time	No	Time	No	Time	No	Time		
111	1:59.41	111	3:52.15	78	5:34.99	78	7:17.95	93	8:56.14												
85	2:03.66	78	3:52.64	191	5:36.73	191	7:18.65	201	8:56.83 *1												
78	2:09.30	191	3:53.78	111	5:40.36	93	7:19.47	198	9:00.53												
191	2:10.95	62	3:58.47	62	5:40.72	62	7:24.35	78	9:00.60												
62	2:15.79	85	3:58.74	93	5:43.67	111	7:27.67	191	9:01.86												
122	2:17.65	122	4:05.78	22	5:51.40	22	7:28.67	22	9:06.27												
84	2:20.64	93	4:08.44	85	5:52.69	198	7:30.65	62	9:06.45												
75	2:32.75	22	4:10.60	49	5:52.81	49	7:32.47	49	9:09.00												
22	2:33.02	84	4:13.92	198	5:56.31	70	7:42.29	111	9:14.22												
70	2:34.05	49	4:13.95	122	5:56.40	56	7:45.15	70	9:24.91												
93	2:34.09	70	4:15.37	70	5:57.64	85	7:46.59	56	9:25.20												
49	2:35.76	75	4:17.80	56	6:00.00	122	7:47.72	67	9:25.44												
194	2:38.06	203	4:19.68	75	6:01.72	67	7:49.46	193	9:28.97												
203	2:38.66	56	4:21.46	203	6:02.76	203	7:49.61	74	9:28.98												
77	2:40.23	198	4:21.98	193	6:05.90	193	7:50.49	203	9:37.27												
123	2:41.73	194	4:25.94	67	6:06.10	74	7:51.58	75	9:38.50												
197	2:41.90	193	4:26.74	84	6:06.99	75	7:53.00	122	9:38.86												
193	2:42.66	77	4:27.73	74	6:08.29	194	8:02.64	85	9:42.04												
74	2:43.18	197	4:28.47	194	6:11.53	123	8:02.79	194	9:45.54												
56	2:43.24	74	4:28.47	77	6:12.42	77	8:03.96	77	9:45.75												
198	2:44.19	67	4:28.88	123	6:14.80	84	8:05.99	123	9:47.57												
67	2:51.41	123	4:29.14	192	6:35.79	192	8:26.54	84	9:57.49												
201	2:51.70	192	4:46.87	201	6:53.60			192	10:14.68												
192	2:55.93	201	4:51.16																		



## The Vintage Sports-Car Club

### RACE 8 – SHORT SCRATCH RACE FOR PRE-WAR CARS (VSCC SET 5)

#### RESULT

Pl	No	Cl	Name	Car	Lap	Time	Behind	MPH	Best Lap on	MPH	Handicap
1	10	D	Julian GRIMWADE	Frazer Nash Norris Special	8	10:47.82		73.80	1:18.95	3	75.69
2	11	C	Tim GREENHILL	Wolseley Hornet Special	8	10:48.72	0.90	73.70	1:19.12	2	75.53
3	15	B	Tony LEES	AC/GN Cognac	8	10:54.38	6.56	73.06	1:19.41	3	75.26
4	19	A	Christian PEDERSEN	Austin 7 Special	8	10:54.61	6.79	73.03	1:19.48	7	75.19 18.77
5	34	B	Mike PAINTER	MG Kayne	8	11:39.12	51.30	68.38	1:25.88	6	69.59 12.08 *
6	50	A	Harry PAINTER	MG PA	8	12:01.24	1:13.42	66.29	1:26.89	4	68.78 26.12
7	29	B	Durward LAWSON	Riley Special	8	12:01.83	1:14.01	66.23	1:27.06	8	68.64 25.35
8	66	C	Bill CLEYNDERT	Wolseley Hornet Special	8	12:10.75	1:22.93	65.42	1:28.32	5	67.66 24.19
9	35	B	Greg LERIGO	Riley Special	7	10:48.69	1 Lap	64.49	1:28.18	3	67.77 31.43
10	36	D	John EARLE MARSH	Alvis Silver Eagle	7	10:53.17	1 Lap	64.04	1:27.15	2	68.57 43.12
11	74	D	Edward HARRIS	Invicta High Chassis	7	10:55.11	1 Lap	63.85	1:30.30	5	66.18 23.01
12	55	A	Geoff TOMS	Fiat 508S	7	11:06.44	1 Lap	62.77	1:31.18	5	65.54 28.18
13	59	A	Nick HAYWARD-COOK	Austin 7 Monoposto	7	11:19.37	1 Lap	61.57	1:31.89	2	65.03 36.14
14	65	B	John BRIGGS	Aston Martin Ulster	7	11:23.27	1 Lap	61.22	1:34.78	4	63.05 19.81
15	198	C	David SEBER	Wolseley Hornet Special	7	11:32.99	1 Lap	60.36	1:33.14	2	64.16 41.01
16	64	A	Nicholas POWELL	Austin 7 Special	7	11:34.21	1 Lap	60.26	1:34.52	3	63.22 32.57
17	49	A	Stuart ROPER-MARSHALL	Austin 7 Special	7	11:35.02	1 Lap	60.19	1:35.70	6	62.45 25.12
18	70	A	Kieran WHITE	TRS Racing Car	7	11:57.54	1 Lap	58.30	1:39.34	2	60.16 22.16
19	191	B	Mark BRENNAN	Alvis 12/50	7	12:21.11	1 Lap	56.45	1:42.37	2	58.38 24.52
20	84	B	Ian FYFE	Alvis 12/70 Special	6	11:12.46	2 Laps	53.32	1:48.40	2	55.13 22.06

#### Fastest Lap

19	A	Christian PEDERSEN	Austin 7 Special	1:19.48	7	75.19
15	B	Tony LEES	AC/GN Cognac	1:19.41	3	75.26
11	C	Tim GREENHILL	Wolseley Hornet Special	1:19.12	2	75.53
10	D	Julian GRIMWADE	Frazer Nash Norris Special	1:18.95	3	75.69

#### AWARDS

##### Race Winner & 1<sup>st</sup> Class D

10	D	Julian GRIMWADE	Frazer Nash Norris Special	
2 <sup>nd</sup>	11	C	Tim GREENHILL	Wolseley Hornet Special (& 1 <sup>st</sup> Class C)
3 <sup>rd</sup>	15	B	Tony LEES	AC/GN Cognac (& 1 <sup>st</sup> Class B)

##### Other Capacity Class Winners

19	A	Christian PEDERSEN	Austin 7 Special	(1 <sup>st</sup> Class A)
----	---	--------------------	------------------	---------------------------

##### First VSCC 'Standard' Car

65	B	John BRIGGS	Aston Martin Ulster
----	---	-------------	---------------------

##### First on Handicap

34	B	Mike PAINTER	MG Kayne
----	---	--------------	----------

# RACE GRID

## PRE-WAR CARS (VSCC SET 5)

### RACE 8

ROW 14			
ROW 13	<b>84</b> 01:55.810 Ian FYFE		
ROW 12		<b>70</b> 01:46.350 Kieran WHITE	<b>191</b> 01:47.110 Mark BRENNAN
ROW 11	<b>49</b> 01:37.760 Stuart ROPER-MARSHAL		<b>64</b> 01:40.090 Nicholas POWELL
ROW 10		<b>198</b> 01:35.360 David SEBER	<b>65</b> 01:37.620 John BRIGGS
ROW 9	<b>74</b> 01:33.580 Edward HARRIS		<b>37</b> 01:34.820 Ralf EMMERLING
ROW 8		<b>66</b> 01:32.000 Bill CLEYNDERT	<b>35</b> 01:33.420 Greg LERIGO
ROW 7	<b>55</b> 01:31.590 Geoff TOMS		<b>29</b> 01:31.660 Durward LAWSON
ROW 6		<b>36</b> 01:29.840 John EARLE MARSH	<b>59</b> 01:30.990 Nick HAYWARD-COOK
ROW 5	<b>50</b> 01:29.570 Harry PAINTER		<b>21</b> 01:29.750 Nicholas LEES
ROW 4		<b>34</b> 01:27.460 Mike PAINTER	<b>113</b> 01:29.010 Tom WATERFIELD
ROW 3	<b>90</b> 01:24.530 Thomas HARDMAN		<b>97</b> 01:24.610 Rodney SEBER
ROW 2		<b>19</b> 01:20.310 Christian PEDERSEN	<b>10</b> 01:21.480 Julian GRIMWADE
ROW 1	<b>15</b> 01:19.170 Tony LEES		<b>11</b> 01:20.270 Tim GREENHILL

POLE

# PRE-WAR CARS (VSCC SET 5)

## LAP TIMES - RACE 8

<b>10</b>	<b>Julian GRIMWADE</b>										
	<b>Lap</b>	<b>1</b>	<b>2</b>	<b>3</b>	<b>4</b>	<b>5</b>	<b>6</b>	<b>7</b>	<b>8</b>	<b>9</b>	<b>10</b>
	1	1:20.82	1:19.83	1:18.95	1:20.39	1:20.23	1:22.22	1:20.84	1:21.89		
<b>11</b>	<b>Tim GREENHILL</b>										
	<b>Lap</b>	<b>1</b>	<b>2</b>	<b>3</b>	<b>4</b>	<b>5</b>	<b>6</b>	<b>7</b>	<b>8</b>	<b>9</b>	<b>10</b>
	1	1:23.12	1:19.12	1:19.70	1:19.61	1:22.20	1:21.77	1:19.56	1:21.63		
<b>15</b>	<b>Tony LEES</b>										
	<b>Lap</b>	<b>1</b>	<b>2</b>	<b>3</b>	<b>4</b>	<b>5</b>	<b>6</b>	<b>7</b>	<b>8</b>	<b>9</b>	<b>10</b>
	1	1:23.44	1:19.87	1:19.41	1:19.83	1:22.13	1:22.89	1:21.67	1:23.19		
<b>19</b>	<b>Christian PEDERSEN</b>										
	<b>Lap</b>	<b>1</b>	<b>2</b>	<b>3</b>	<b>4</b>	<b>5</b>	<b>6</b>	<b>7</b>	<b>8</b>	<b>9</b>	<b>10</b>
	1	1:25.66	1:21.52	1:20.71	1:20.32	1:19.64	1:21.34	1:19.48	1:23.05		
<b>29</b>	<b>Durward LAWSON</b>										
	<b>Lap</b>	<b>1</b>	<b>2</b>	<b>3</b>	<b>4</b>	<b>5</b>	<b>6</b>	<b>7</b>	<b>8</b>	<b>9</b>	<b>10</b>
	1	1:31.14	1:29.86	1:30.47	1:28.29	1:28.74	1:33.06	1:27.53	1:27.06		
<b>34</b>	<b>Mike PAINTER</b>										
	<b>Lap</b>	<b>1</b>	<b>2</b>	<b>3</b>	<b>4</b>	<b>5</b>	<b>6</b>	<b>7</b>	<b>8</b>	<b>9</b>	<b>10</b>
	1	1:28.80	1:27.17	1:26.90	1:26.43	1:26.65	1:25.88	1:26.87	1:26.34		
<b>35</b>	<b>Greg LERIGO</b>										
	<b>Lap</b>	<b>1</b>	<b>2</b>	<b>3</b>	<b>4</b>	<b>5</b>	<b>6</b>	<b>7</b>	<b>8</b>	<b>9</b>	<b>10</b>
	1	1:36.37	1:30.58	1:28.18	1:28.73	1:29.77	1:36.07	1:32.52			
<b>36</b>	<b>John EARLE MARSH</b>										
	<b>Lap</b>	<b>1</b>	<b>2</b>	<b>3</b>	<b>4</b>	<b>5</b>	<b>6</b>	<b>7</b>	<b>8</b>	<b>9</b>	<b>10</b>
	1	1:30.08	1:27.15	1:27.44	1:28.18	1:30.67	1:54.12	1:30.46			
<b>49</b>	<b>Stuart ROPER-MARSHALL</b>										
	<b>Lap</b>	<b>1</b>	<b>2</b>	<b>3</b>	<b>4</b>	<b>5</b>	<b>6</b>	<b>7</b>	<b>8</b>	<b>9</b>	<b>10</b>
	1	1:43.40	1:36.54	1:35.79	1:37.29	1:41.33	1:35.70	1:37.13			
<b>50</b>	<b>Harry PAINTER</b>										
	<b>Lap</b>	<b>1</b>	<b>2</b>	<b>3</b>	<b>4</b>	<b>5</b>	<b>6</b>	<b>7</b>	<b>8</b>	<b>9</b>	<b>10</b>
	1	1:31.53	1:27.94	1:28.72	1:26.89	1:29.48	1:36.65	1:28.24	1:27.01		
<b>55</b>	<b>Geoff TOMS</b>										
	<b>Lap</b>	<b>1</b>	<b>2</b>	<b>3</b>	<b>4</b>	<b>5</b>	<b>6</b>	<b>7</b>	<b>8</b>	<b>9</b>	<b>10</b>
	1	1:41.85	1:32.65	1:32.76	1:32.14	1:31.18	1:34.16	1:36.11			
<b>59</b>	<b>Nick HAYWARD-COOK</b>										
	<b>Lap</b>	<b>1</b>	<b>2</b>	<b>3</b>	<b>4</b>	<b>5</b>	<b>6</b>	<b>7</b>	<b>8</b>	<b>9</b>	<b>10</b>
	1	1:36.65	1:31.89	1:32.73	1:32.27	1:33.68	1:37.03	1:49.64			
<b>64</b>	<b>Nicholas POWELL</b>										
	<b>Lap</b>	<b>1</b>	<b>2</b>	<b>3</b>	<b>4</b>	<b>5</b>	<b>6</b>	<b>7</b>	<b>8</b>	<b>9</b>	<b>10</b>
	1	1:42.32	1:35.79	1:34.52	1:37.29	1:40.42	1:38.43	1:37.04			

<b>65</b>	<b>John BRIGGS</b>									
<b>Lap</b>	<b>1</b>	<b>2</b>	<b>3</b>	<b>4</b>	<b>5</b>	<b>6</b>	<b>7</b>	<b>8</b>	<b>9</b>	<b>10</b>
1	1:42.42	1:34.87	1:35.02	1:34.78	1:37.44	1:36.13	1:35.15			
<b>66</b>	<b>Bill CLEYNDERT</b>									
<b>Lap</b>	<b>1</b>	<b>2</b>	<b>3</b>	<b>4</b>	<b>5</b>	<b>6</b>	<b>7</b>	<b>8</b>	<b>9</b>	<b>10</b>
1	1:35.94	1:28.92	1:29.05	1:29.17	1:28.32	1:31.79	1:30.59	1:30.71		
<b>70</b>	<b>Kieran WHITE</b>									
<b>Lap</b>	<b>1</b>	<b>2</b>	<b>3</b>	<b>4</b>	<b>5</b>	<b>6</b>	<b>7</b>	<b>8</b>	<b>9</b>	<b>10</b>
1	1:44.47	1:39.34	1:40.96	1:42.16	1:40.86	1:40.26	1:40.34			
<b>74</b>	<b>Edward HARRIS</b>									
<b>Lap</b>	<b>1</b>	<b>2</b>	<b>3</b>	<b>4</b>	<b>5</b>	<b>6</b>	<b>7</b>	<b>8</b>	<b>9</b>	<b>10</b>
1	1:38.44	1:32.41	1:31.41	1:30.31	1:30.30	1:32.44	1:32.94			
<b>84</b>	<b>Ian FYFE</b>									
<b>Lap</b>	<b>1</b>	<b>2</b>	<b>3</b>	<b>4</b>	<b>5</b>	<b>6</b>	<b>7</b>	<b>8</b>	<b>9</b>	<b>10</b>
1	1:50.69	1:48.40	1:49.33	1:48.79	1:53.97	1:50.60				
<b>191</b>	<b>Mark BRENNAN</b>									
<b>Lap</b>	<b>1</b>	<b>2</b>	<b>3</b>	<b>4</b>	<b>5</b>	<b>6</b>	<b>7</b>	<b>8</b>	<b>9</b>	<b>10</b>
1	1:46.92	1:42.37	1:44.01	1:48.11	1:44.34	1:44.48	1:42.68			
<b>198</b>	<b>David SEBER</b>									
<b>Lap</b>	<b>1</b>	<b>2</b>	<b>3</b>	<b>4</b>	<b>5</b>	<b>6</b>	<b>7</b>	<b>8</b>	<b>9</b>	<b>10</b>
1	1:36.94	1:33.14	1:34.76	1:38.97	1:43.19	1:40.54	1:38.58			

# Lap Chart

## PRE-WAR CARS (VSCC SET 5) - RACE 8

Lap 1		Lap 2		Lap 3		Lap 4		Lap 5		Lap 6		Lap 7		Lap 8		Lap 9		Lap 10	
No	Time	No	Time	No	Time	No	Time	No	Time	No	Time	No	Time	No	Time	No	Time	No	Time
10	1:23.47	10	2:43.30	10	4:02.25	10	5:22.64	10	6:42.87	10	8:05.09	10	9:25.93	10	10:47.82				
11	1:25.13	11	2:44.25	11	4:03.95	11	5:23.56	11	6:45.76	11	8:07.53	11	9:27.09	35	10:48.69	*1			
15	1:25.39	15	2:45.26	15	4:04.67	15	5:24.50	15	6:46.63	15	8:09.52	59	9:29.73	*1	11	10:48.72			
19	1:28.55	19	2:50.07	19	4:10.78	19	5:31.10	19	6:50.74	65	8:11.99	*1	55	9:30.33	*1	36	10:53.17	*1	
34	1:32.88	34	3:00.05	34	4:26.95	84	5:39.10	*1	70	6:56.08	*1	19	8:12.08	15	9:31.19	15	10:54.38		
36	1:35.15	36	3:02.30	36	4:29.74	34	5:53.38	191	7:09.61	*1	198	8:13.87	*1	19	9:31.56	19	10:54.61		
50	1:36.31	50	3:04.25	50	4:32.97	36	5:57.92	34	7:20.03	64	8:18.74	*1	65	9:48.12	*1	74	10:55.11	*1	
29	1:36.82	29	3:06.68	29	4:37.15	50	5:59.86	84	7:27.89	*1	49	8:22.19	*1	198	9:54.41	*1	55	11:06.44	*1
59	1:42.13	66	3:11.12	66	4:40.17	29	6:05.44	36	7:28.59	70	8:36.94	*1	64	9:57.17	*1	84	11:12.46	*2	
66	1:42.20	35	3:13.42	35	4:41.60	66	6:09.34	50	7:29.34	34	8:45.91	49	9:57.89	*1	59	11:19.37	*1		
35	1:42.84	59	3:14.02	59	4:46.75	35	6:10.33	29	7:34.18	191	8:53.95	*1	34	10:12.78	65	11:23.27	*1		
198	1:43.81	198	3:16.95	74	4:49.12	59	6:19.02	66	7:37.66	50	9:05.99	70	10:17.20	*1	198	11:32.99	*1		
74	1:45.30	74	3:17.71	198	4:51.71	74	6:19.43	35	7:40.10	29	9:07.24	50	10:34.23	64	11:34.21	*1			
55	1:47.44	55	3:20.09	55	4:52.85	55	6:24.99	74	7:49.73	66	9:09.45	29	10:34.77	49	11:35.02	*1			
65	1:49.88	65	3:24.75	65	4:59.77	198	6:30.68	59	7:52.70	35	9:16.17	191	10:38.43	*1	34	11:39.12			
64	1:50.72	64	3:26.51	64	5:01.03	65	6:34.55	55	7:56.17	84	9:21.86	*1	66	10:40.04	70	11:57.54	*1		
49	1:51.24	49	3:27.78	49	5:03.57	64	6:38.32			74	9:22.17			50	12:01.24				
70	1:53.62	70	3:32.96	70	5:13.92	49	6:40.86			36	9:22.71			29	12:01.83				
191	1:55.12	191	3:37.49	191	5:21.50									66	12:10.75				
84	2:01.37	84	3:49.77											191	12:21.11	*1			



## The Vintage Sports-Car Club

### RACE 9 – HAWTHORN MEMORIAL & SPANISH TROPHIES RACE FOR PRE-1961 RACING CARS (VSCC SET 2)

#### RESULT

Pl	No	Cl	Name	Car	Lap	Time	Behind	MPH	Best Lap on	MPH	Handicap
1	1	M	Frederick HARPER	Kurtis Indy-Roadster	12	14:54.02		80.21	1:12.82	12	82.07
2	7	In	Robin LONGDON	Lola Mk2	12	14:56.09	2.07	80.03	1:13.15	12	81.70
3	2	S	Paddins DOWLING	ERA R10B	12	15:23.57	29.55	77.65	1:14.89	9	79.80
4	4	S	Nicholas TOPLISS	ERA R4A	12	15:24.38	30.36	77.58	1:14.72	9	79.98 27.74
5	27	In	William GRIMSHAW	Moorland Mk1	12	16:05.10	1:11.08	74.31	1:17.69	11	76.92 32.82
6	19	S	Christian PEDERSEN	Austin 7 Special	11	14:58.06	1 Lap	73.20	1:19.28	7	75.38 25.98
7	206	In	Graham BARRON	Gemini Mk2	11	15:08.32	1 Lap	72.37	1:20.10	6	74.61 27.22
8	24	M	Matt RICKETTS	Cooper Type 41	11	15:22.64	1 Lap	71.25	1:21.84	11	73.02 22.40 *
9	90	S	Thomas HARDMAN	MG Bellevue Special	11	15:43.94	1 Lap	69.64	1:23.72	2	71.38 23.02

#### Fastest Laps

1	M	Frederick HARPER	Kurtis Indy-Roadster	1:12.82	12	82.07
4	S	Nicholas TOPLISS	ERA R4A	1:14.72	9	79.98
7	In	Robin LONGDON	Lola Mk2	1:13.15	12	81.70

#### AWARDS

##### Race Winner & Winner of the Hawthorn Memorial Trophy

1	M	Frederick HARPER	Kurtis Indy-Roadster
2 <sup>nd</sup>	In	Robin LONGDON	Lola Mk2

##### Winner of the Hawthorn Spanish Trophy & 3<sup>rd</sup> Place

2	S	Paddins DOWLING	ERA R10B
---	---	-----------------	----------

##### First on Handicap


24	M	Matt RICKETTS	Cooper Type 41
----	---	---------------	----------------



# RACE GRID

## PRE-1961 RACING CARS (VSCC SET 2)

### RACE 9

ROW 6				
ROW 5	<b>90</b> 01:24.530 Thomas HARDMAN		<b>66</b> 01:32.000 Bill CLEYNDERT	
ROW 4		<b>24</b> 01:20.490 Matt RICKETTS		<b>206</b> 01:20.750 Graham BARRON
ROW 3	<b>27</b> 01:17.660 William GRIMSHAW		<b>19</b> 01:20.310 Christian PEDERSEN	
ROW 2		<b>4</b> 01:15.260 Nicholas TOPLISS		<b>2</b> 01:16.560 Paddins DOWLING
ROW 1	<b>1</b> 01:13.210 Frederick HARPER		<b>7</b> 01:13.330 Robin LONGDON	
<b>POLE</b>				
				

# PRE-1961 RACING CARS (VSCC SET 2)

## LAP TIMES - RACE 9

---

<b>1</b>	<b>Frederick HARPER</b>									
<b>Lap</b>	<b>1</b>	<b>2</b>	<b>3</b>	<b>4</b>	<b>5</b>	<b>6</b>	<b>7</b>	<b>8</b>	<b>9</b>	<b>10</b>
1	1:16.66	1:14.60	1:14.60	1:13.25	1:14.44	1:13.94	1:13.82	1:14.35	1:14.94	1:14.23
11	1:14.26	1:12.82								

---

<b>2</b>	<b>Paddins DOWLING</b>									
<b>Lap</b>	<b>1</b>	<b>2</b>	<b>3</b>	<b>4</b>	<b>5</b>	<b>6</b>	<b>7</b>	<b>8</b>	<b>9</b>	<b>10</b>
1	1:20.55	1:17.29	1:17.24	1:17.17	1:17.16	1:17.92	1:16.52	1:15.93	1:14.89	1:14.92
11	1:16.03	1:15.26								

---

<b>4</b>	<b>Nicholas TOPLISS</b>									
<b>Lap</b>	<b>1</b>	<b>2</b>	<b>3</b>	<b>4</b>	<b>5</b>	<b>6</b>	<b>7</b>	<b>8</b>	<b>9</b>	<b>10</b>
1	1:17.87	1:17.55	1:18.77	1:16.96	1:17.29	1:18.18	1:16.72	1:17.27	1:14.72	1:14.98
11	1:16.25	1:15.17								

---

<b>7</b>	<b>Robin LONGDON</b>									
<b>Lap</b>	<b>1</b>	<b>2</b>	<b>3</b>	<b>4</b>	<b>5</b>	<b>6</b>	<b>7</b>	<b>8</b>	<b>9</b>	<b>10</b>
1	1:19.09	1:14.60	1:14.20	1:14.05	1:14.23	1:13.82	1:14.21	1:14.68	1:14.32	1:13.87
11	1:13.80	1:13.15								

---

<b>19</b>	<b>Christian PEDERSEN</b>									
<b>Lap</b>	<b>1</b>	<b>2</b>	<b>3</b>	<b>4</b>	<b>5</b>	<b>6</b>	<b>7</b>	<b>8</b>	<b>9</b>	<b>10</b>
1	1:25.25	1:22.42	1:21.98	1:19.56	1:19.53	1:19.99	1:19.28	1:20.04	1:20.94	1:21.39
11	1:24.26									

---

<b>24</b>	<b>Matt RICKETTS</b>									
<b>Lap</b>	<b>1</b>	<b>2</b>	<b>3</b>	<b>4</b>	<b>5</b>	<b>6</b>	<b>7</b>	<b>8</b>	<b>9</b>	<b>10</b>
1	1:28.62	1:23.94	1:23.40	1:24.22	1:22.69	1:22.63	1:22.32	1:23.83	1:22.01	1:22.20
11	1:21.84									

---

<b>27</b>	<b>William GRIMSHAW</b>									
<b>Lap</b>	<b>1</b>	<b>2</b>	<b>3</b>	<b>4</b>	<b>5</b>	<b>6</b>	<b>7</b>	<b>8</b>	<b>9</b>	<b>10</b>
1	1:24.76	1:22.19	1:19.32	1:19.31	1:19.64	1:21.05	1:20.22	1:18.74	1:18.92	1:18.09
11	1:17.69	1:21.77								

---

<b>90</b>	<b>Thomas HARDMAN</b>									
<b>Lap</b>	<b>1</b>	<b>2</b>	<b>3</b>	<b>4</b>	<b>5</b>	<b>6</b>	<b>7</b>	<b>8</b>	<b>9</b>	<b>10</b>
1	1:27.51	1:23.72	1:24.19	1:23.97	1:25.19	1:23.73	1:24.97	1:26.57	1:25.11	1:28.56
11	1:25.52									

---

<b>206</b>	<b>Graham BARRON</b>									
<b>Lap</b>	<b>1</b>	<b>2</b>	<b>3</b>	<b>4</b>	<b>5</b>	<b>6</b>	<b>7</b>	<b>8</b>	<b>9</b>	<b>10</b>
1	1:24.11	1:22.27	1:24.66	1:23.19	1:20.55	1:20.10	1:20.31	1:20.81	1:21.53	1:23.42
11	1:23.58									

---

# Lap Chart

## PRE-1961 RACING CARS (VSCC SET 2) - RACE 9

Lap 1		Lap 2		Lap 3		Lap 4		Lap 5		Lap 6		Lap 7		Lap 8		Lap 9		Lap 10	
No	Time	No	Time	No	Time	No	Time	No	Time	No	Time	No	Time	No	Time	No	Time	No	Time
1	1:18.77	1	2:33.37	1	3:47.97	1	5:01.22	1	6:15.66	1	7:29.60	1	8:43.42	1	9:57.77	1	11:12.71	1	12:26.94
4	1:20.52	7	2:35.76	7	3:49.96	7	5:04.01	7	6:18.24	7	7:32.06	7	8:46.27	90	9:58.18 *1	7	11:15.27	7	12:29.14
7	1:21.16	4	2:38.07	4	3:56.84	4	5:13.80	4	6:31.09	4	7:49.27	4	9:05.99	7	10:00.95	24	11:16.59 *1	24	12:38.60 *1
2	1:23.24	2	2:40.53	2	3:57.77	2	5:14.94	2	6:32.10	2	7:50.02	2	9:06.54	2	10:22.47	90	11:24.75 *1	90	12:49.86 *1
206	1:27.90	206	2:50.17	27	4:09.67	27	5:28.98	27	6:48.62	27	8:09.67	27	9:29.89	4	10:23.26	2	11:37.36	2	12:52.28
27	1:28.16	27	2:50.35	19	4:13.07	19	5:32.63	19	6:52.16	19	8:12.15	19	9:31.43	27	10:48.63	4	11:37.98	4	12:52.96
19	1:28.67	19	2:51.09	206	4:14.83	206	5:38.02	206	6:58.57	206	8:18.67	206	9:38.98	19	10:51.47	27	12:07.55	27	13:25.64
90	1:32.41	90	2:56.13	90	4:20.32	90	5:44.29	24	7:07.81	24	8:30.44	24	9:52.76	206	10:59.79	19	12:12.41	19	13:33.80
24	1:33.56	24	2:57.50	24	4:20.90	24	5:45.12	90	7:09.48	90	8:33.21					206	12:21.32		

# Lap Chart

## PRE-1961 RACING CARS (VSCC SET 2) - RACE 9

Lap 11		Lap 12		Lap 13		Lap 14		Lap 15		Lap 16		Lap 17		Lap 18		Lap 19		Lap 20	
No	Time	No	Time	No	Time	No	Time	No	Time	No	Time	No	Time	No	Time	No	Time	No	Time
1	13:41.20	1	14:54.02																
7	13:42.94	7	14:56.09																
206	13:44.74 *1	19	14:58.06 *1																
24	14:00.80 *1	206	15:08.32 *1																
2	14:08.31	24	15:22.64 *1																
4	14:09.21	2	15:23.57																
90	14:18.42 *1	4	15:24.38																
27	14:43.33	90	15:43.94 *1																
		27	16:05.10																



## The Vintage Sports-Car Club

### RACE 10 – VSCC TEAM RELAY RACE FOR PRE-WAR SPORTS-CARS

#### RESULT

Pl	No	Name	Laps	Time	Behind	MPH	Best Lap	MPH
1	10	MR RUDE, MR MEAN, MR UPPITY	43	1:00:40.97		70.58	1:21.44	42 73.38
2	5	ALL THE PRESIDENT'S MEN	42	1:01:44.95	1 Lap	67.75	1:24.27	13 70.91
3	8	MAKING UP THE NUMBERS	41	1:01:38.33	2 Laps	66.25	1:24.70	35 70.55
4	4	THE WHIPPING BOYS	38	1:00:52.98	5 Laps	62.17	1:30.53	10 66.01
5	2	TEAM TORTOISE	38	1:01:12.39	5 Laps	61.84	1:30.64	12 65.93
6	12	BRITSWISS RILEY	38	1:02:45.03	5 Laps	60.32	1:31.04	13 65.64
7	15	THE THREE MEADOWS	37	1:00:12.66	6 Laps	61.20	1:33.13	5 64.17
8	9	THE YOUNG, THE OLD, THE ANCIENT	37	1:01:31.88	6 Laps	59.89	1:32.38	17 64.69
9	7	THE THREE MUSTY STEERS	37	1:02:40.16	6 Laps	58.80	1:33.54	34 63.89
10	20	TEAM CHAINLESS	36	58:10.11	7 Laps	61.64	1:28.14	28 67.80
11	14	THE BROOKLAND BOYS	36	1:01:04.51	7 Laps	58.71	1:30.73	17 65.87
12	16	THE FLYING TORTOISES	34	57:37.58	9 Laps	58.76	1:27.16	12 68.56
13	19	THE SILVERGREENS	33	57:07.22	10 Laps	57.54	1:32.52	31 64.59
14	3	AUSTIN POWERS	33	58:01.84	10 Laps	56.64	1:38.84	8 60.46
15	6	SONS OF GUNN	33	1:01:52.39	10 Laps	53.12	1:43.11	31 57.96
16	11	NORFOLK ENCHANTS	28	56:32.96	15 Laps	49.32	1:45.38	10 56.71

#### Exclusions

17	TEAM MEADOWS	Ignoring Black/Orange and Ignoring Black Flags
18	BELLA'S BOYS	Ignoring Black/Orange and Ignoring Black Flags

RACE RED FLAGGED (RESULT INCLUDES APPLIED PENALTY LAPS)

#### AWARDS

##### Race Winners

	10	MR RUDE MR MEAN MR UPPITY
2 <sup>nd</sup>	5	ALL THE PRESIDENTS MEN
3 <sup>rd</sup>	8	MAKING UP THE NUMBERS

##### Winners on Handicap

	7	THE THREE MUSTY STEERS
2 <sup>nd</sup>	12	BRITSWISS RILEY
3 <sup>rd</sup>	2	TEAM TORTOISE

(see over page for full Handicap Results)

# VSCC Team Race 2015

## Handicap Positions at 90 Minutes

	No	Team Name	Actual Laps	H'cap	Total Laps	Flag
1st	7	The Three Musty Steers	37	10	47	1:02:40.16
2nd	12	Britswiss Riley	38	9	47	1:02:45.03
3rd	2	Team Tortoise	38	7	45	1:01:12.39
4th	5	All The Presidents Men	42	3	45	1:01:44.95
5th	15	The Three Meadows	37	7	44	1:00:12.66
6th	9	The Young the Old the Ancient	37	7	44	1:01:31.88
7th	8	Making up the Numbers	41	3	44	1:01:38.33
8th	6	Sons Of Gunn	33	11	44	1:01:52.39
9th	10	Mr Rude, Mr Mean, Mr Uppity	43	0	43	1:00:40.97
10th	4	The Whipping Boys	38	5	43	1:00:52.98
11th	3	Austin Powers	35	10	43	1:01:26.31
12th	20	Chainless	38	7	43	1:01:58.01
13th	14	The Brooklands Boys	36	6	42	1:01:04.51
14th	19	The Silvergreens	36	9	42	1:02:44.11
15th	16	The Flying Tortoises	36	7	41	1:00:58.44
16th	11	Norfolk Enchants	30	9	37	1:00:03.85

### NOTES

1. Cars on equal laps listed in order of passing finish line
2. Race length reduced by 29 minutes 19 seconds for handicap
3. Teams 17 & 18 disqualified for ignoring black flag

# VSCC TEAM RELAY RACE FOR PRE-WAR SPORTS CARS

## LAP TIMES - RACE 10 - AMENDED

---

### 2 TEAM TORTOISE

Lap	1	2	3	4	5	6	7	8	9	10
1	1:38.27	1:36.72	1:35.23	1:36.25	1:31.96	1:32.58	1:31.19	1:33.02	1:32.52	1:31.69
11	1:31.78	1:30.64	1:30.79	1:31.86	1:35.18	1:31.05	1:32.94	1:32.72	1:34.14	1:44.78
21	2:00.06	1:40.86	1:37.31	1:39.73	1:38.51	1:36.30	1:34.94	1:39.40	1:34.87	1:35.56
31	1:35.77	1:40.29	1:39.69	1:38.53	1:38.54	1:37.32	1:40.16	1:44.48		

---

### 3 AUSTIN POWERS

Lap	1	2	3	4	5	6	7	8	9	10
1	1:44.06	1:40.06	1:40.88	1:40.71	1:40.90	1:39.97	1:40.59	1:38.84	1:40.17	1:40.56
11	1:39.12	1:39.99	1:43.20	1:46.04	2:14.52	1:48.82	1:48.91	1:51.79	1:48.69	1:50.24
21	1:45.46	1:47.95	1:44.78	1:46.78	1:45.09	1:44.88	1:50.77	2:01.09	1:41.50	1:40.43
31	1:44.09	1:43.18	1:41.66							

---

### 4 THE WHIPPING BOYS

Lap	1	2	3	4	5	6	7	8	9	10
1	1:42.48	1:33.54	1:33.26	1:32.39	1:32.89	1:33.10	1:32.40	1:31.82	1:35.66	1:30.53
11	1:31.80	1:31.32	1:30.86	1:31.85	1:35.15	1:31.25	1:32.34	1:33.33	1:39.75	2:04.23
21	1:41.83	1:41.46	1:36.32	1:37.83	1:35.81	1:35.51	1:34.50	1:36.51	1:35.42	1:36.07
31	1:35.08	1:40.91	1:33.91	1:32.98	1:35.00	1:38.58	1:36.36	1:43.95		

---

### 5 ALL THE PRESIDENTS MEN

Lap	1	2	3	4	5	6	7	8	9	10
1	1:32.72	1:28.07	1:27.00	1:26.73	1:28.82	1:31.46	1:28.54	1:26.78	1:27.04	1:24.79
11	1:25.04	1:25.56	1:24.27	1:26.41	1:24.82	1:30.40	1:26.16	1:24.87	1:27.40	1:25.50
21	1:33.10	1:57.59	1:29.06	1:29.59	1:28.32	1:32.44	1:28.03	1:26.98	1:28.59	1:28.32
31	1:26.17	1:25.98	1:28.44	1:25.63	1:25.70	1:25.71	1:26.82	1:24.96	1:24.52	1:24.44
41	1:25.52	1:33.98								

---

### 6 SONS OF GUNN

Lap	1	2	3	4	5	6	7	8	9	10
1	1:59.25	2:03.64	2:31.84	1:53.88	1:53.24	1:51.95	1:53.79	1:53.29	1:52.49	1:51.44
11	1:51.91	1:53.30	1:51.75	1:53.32	1:51.15	1:55.70	2:11.32	1:48.42	1:49.03	1:49.17
21	1:47.44	1:46.67	1:46.19	1:47.11	1:45.95	1:48.14	1:47.06	1:45.56	1:44.23	1:44.14
31	1:43.11	1:46.65	1:51.28							

---

### 7 THE THREE MUSTY STEERS

Lap	1	2	3	4	5	6	7	8	9	10
1	1:53.16	1:49.55	1:46.53	1:45.06	1:48.94	1:45.94	1:46.32	1:44.41	1:43.09	1:43.56
11	1:43.74	1:43.87	1:43.53	1:43.92	1:44.32	1:42.48	1:44.19	1:48.13	2:01.54	1:37.32
21	1:35.03	1:37.10	1:35.65	1:35.48	1:36.05	1:35.12	1:35.73	1:35.26	1:35.76	1:34.95
31	1:35.28	1:34.97	1:34.14	1:33.54	1:34.95	1:33.75	1:50.72			

---

### 8 MAKING UP THE NUMBERS

Lap	1	2	3	4	5	6	7	8	9	10
1	1:31.09	1:28.51	1:27.57	1:26.80	1:28.33	1:31.91	1:28.76	1:26.71	1:27.10	1:28.15
11	1:29.62	1:28.53	1:27.73	1:33.20	1:57.01	1:30.85	1:29.65	1:33.56	1:31.01	1:29.92

21	1:31.37	1:32.02	1:33.52	1:29.78	1:36.21	1:30.28	1:34.88	1:52.25	1:27.35	1:25.61
31	1:27.44	1:28.56	1:25.54	1:25.75	1:24.70	1:26.16	1:25.08	1:25.33	1:25.29	1:25.52
41	1:26.93									

---

### 9 THE YOUNG THE OLD THE ANCI

Lap	1	2	3	4	5	6	7	8	9	10
1	1:53.28	1:47.34	1:45.59	1:43.69	1:43.15	1:42.70	1:43.08	1:46.38	1:44.06	1:43.45
11	1:43.39	1:43.51	1:51.92	2:00.79	1:32.90	1:33.02	1:32.38	1:32.69	1:33.24	1:32.52
21	1:32.63	1:34.47	1:32.44	1:32.69	1:33.18	1:33.37	1:33.61	1:33.36	1:33.35	1:34.68
31	1:34.40	1:39.65	2:03.06	1:39.52	1:34.87	1:35.60	1:34.73			

---

### 10 MR RUDE MR MEAN MR UPPITY

Lap	1	2	3	4	5	6	7	8	9	10
1	1:29.68	1:28.75	1:25.90	1:24.03	1:26.54	1:23.88	1:25.61	1:23.34	1:23.74	1:23.10
11	1:30.29	1:27.06	1:23.69	1:22.86	1:22.76	1:23.91	1:24.71	1:23.17	1:22.48	1:22.10
21	1:22.00	1:33.35	1:53.37	1:21.76	1:22.22	1:22.17	1:22.77	1:22.86	1:24.25	1:22.43
31	1:21.91	1:22.15	1:22.02	1:22.92	1:23.39	1:23.24	1:21.58	1:22.90	1:21.68	1:25.22
41	1:22.80	1:21.44	1:22.84							

---

### 11 NORFOLK ENCHANTS

Lap	1	2	3	4	5	6	7	8	9	10
1	7:16.06	1:54.84	1:51.15	1:50.35	1:49.85	1:49.81	1:48.28	1:47.77	1:49.11	1:45.38
11	1:51.57	1:47.51	1:48.17	1:47.11	1:55.78	2:17.11	1:46.81	1:47.34	1:47.60	1:46.41
21	1:46.63	1:45.54	1:46.01	1:46.10	1:46.33	1:46.22	1:47.72	1:46.58		

---

### 12 BRITSWISS RILEY

Lap	1	2	3	4	5	6	7	8	9	10
1	1:40.80	1:34.09	1:33.47	1:33.39	1:31.40	1:31.97	1:31.80	1:31.38	1:33.48	1:32.62
11	1:31.68	1:31.38	1:31.04	1:31.92	1:34.98	1:31.14	1:32.52	1:33.42	1:34.64	1:42.60
21	2:08.94	1:44.35	1:42.21	1:43.43	1:41.63	1:42.81	1:41.98	1:41.69	1:42.01	1:45.18
31	1:39.83	1:40.87	1:41.54	1:39.12	1:39.86	1:39.79	1:39.61	2:12.69		

---

### 14 THE BROOKLAND BOYS

Lap	1	2	3	4	5	6	7	8	9	10
1	1:43.97	1:34.70	1:34.54	1:36.22	1:32.68	1:31.83	1:32.02	1:32.59	1:32.99	1:36.24
11	1:32.93	1:32.62	1:32.43	1:31.91	1:34.59	1:32.74	1:30.73	1:31.63	1:41.16	2:10.22
21	1:45.36	1:48.35	1:51.55	1:49.35	1:49.91	1:51.22	1:48.01	1:48.84	1:48.58	1:48.48
31	1:47.71	1:47.03	1:46.05	1:48.72	1:47.57	1:55.14				

---

### 15 THE THREE MEADOWS

Lap	1	2	3	4	5	6	7	8	9	10
1	1:40.30	1:35.83	1:34.44	1:36.60	1:33.13	1:34.40	1:34.03	1:34.08	1:34.57	1:35.11
11	1:37.16	1:33.87	1:36.07	1:33.90	1:34.49	1:38.37	1:35.25	1:34.81	1:40.70	2:02.51
21	1:38.94	1:39.55	1:39.57	1:38.06	1:37.80	1:39.04	1:37.45	1:37.64	1:37.18	1:39.92
31	1:37.43	1:37.28	1:36.68	1:35.39	1:36.69	1:35.53	1:43.28			

---

### 16 THE FLYING TORTOISES

Lap	1	2	3	4	5	6	7	8	9	10
1	1:32.29	1:28.61	1:28.39	1:27.42	1:27.28	1:31.29	1:28.14	1:27.71	1:28.84	1:27.99
11	1:28.51	1:27.16	1:28.06	1:28.17	1:27.87	1:28.09	1:28.33	1:27.17	1:28.09	1:31.23
21	1:34.51	2:13.16	1:41.02	1:36.23	1:39.43	1:38.39	5:49.22	1:41.08	1:45.51	1:41.44
31	1:41.69	1:40.53	1:40.75	1:40.29						



---

**17 TEAM MEADOWS**

Lap	1	2	3	4	5	6	7	8	9	10
1	1:41.32	1:32.87	1:33.19	1:32.65	1:31.85	1:33.81	1:32.12	1:32.84	1:31.90	1:32.60
11	1:31.80	1:30.96	1:30.93	1:33.76	1:41.81	1:56.67	1:31.00	1:29.30	1:30.43	1:30.05
21	1:29.25	1:28.97	1:29.86	1:29.35	1:28.79	1:31.99	1:32.62	1:29.02	1:29.34	1:28.36
31	1:30.53	1:37.84	3:31.88	1:48.28	1:47.51	1:45.87	1:46.04	1:47.58		

---

**18 BELLA'S BOYS**

Lap	1	2	3	4	5	6	7	8	9	10
1	1:43.60	1:37.34	1:38.10	1:41.55	1:38.42	1:38.97	1:38.55	1:40.27	1:37.07	1:36.88
11	1:37.10	1:38.51	1:37.55	1:39.28	1:37.03	1:38.19	1:37.09	1:38.11	1:42.31	2:09.71
21	1:39.43	1:38.92	1:40.06	1:43.43	1:39.85	1:39.76	1:40.02	1:36.47	1:38.56	1:36.69
31	1:42.41	1:38.35	1:47.60	3:07.66	1:51.42	2:00.61				

---

**19 THE SILVERGREENS**

Lap	1	2	3	4	5	6	7	8	9	10
1	1:53.63	1:48.92	1:47.04	1:47.71	1:48.21	1:46.79	1:47.51	1:50.04	1:51.24	1:48.86
11	1:47.46	1:48.41	1:49.75	1:49.16	1:47.03	1:47.07	1:48.01	1:55.76	2:12.19	1:37.01
21	1:35.77	1:34.49	1:33.03	1:33.86	1:34.93	1:35.55	1:35.79	1:36.82	1:33.91	1:33.31
31	1:32.52	1:33.17	1:32.94							

---

**20 TEAM CHAINLESS**

Lap	1	2	3	4	5	6	7	8	9	10
1	1:48.97	1:43.89	1:44.42	1:44.07	1:42.62	1:42.28	1:42.65	1:42.19	1:41.76	1:45.60
11	1:42.46	1:42.69	1:42.49	1:41.04	1:41.12	1:41.75	1:47.22	1:52.55	1:29.14	1:28.48
21	1:29.42	1:29.55	1:31.59	1:29.29	1:29.84	1:28.55	1:30.62	1:28.14	1:30.13	1:31.25
31	1:30.74	1:29.02	1:30.16	1:28.76	1:30.32	1:29.30				

# Lap Chart

## VSCC TEAM RELAY RACE FOR PRE-WAR SPORTS CARS - RACE 10 - AMENDED

Lap 1		Lap 2		Lap 3		Lap 4		Lap 5		Lap 6		Lap 7		Lap 8		Lap 9		Lap 10	
No	Time	No	Time	No	Time	No	Time	No	Time	No	Time	No	Time	No	Time	No	Time	No	Time
10	1:31.78	10	3:00.53	10	4:26.43	10	5:50.46	10	7:17.00	10	8:40.88	10	10:06.49	10	11:29.83	10	12:53.57	10	14:16.67
8	1:33.84	8	3:02.35	8	4:29.92	8	5:56.72	9	7:17.09 *1	20	8:50.01 *1	3	10:12.70 *1	18	11:43.68 *1	11	12:56.22 *5	15	14:22.99 *1
5	1:35.40	5	3:03.47	5	4:30.47	5	5:57.20	11	7:19.88 *4	8	8:56.96	8	10:25.72	8	11:52.43	8	13:19.53	7	14:26.99 *2
16	1:35.98	16	3:04.59	16	4:32.98	16	6:00.40	7	7:21.38 *1	5	8:57.48	5	10:26.02	5	11:52.80	5	13:19.84	19	14:39.18 *2
2	1:43.03	17	3:18.84	17	4:52.03	17	6:24.68	8	7:25.05	16	8:58.97	16	10:27.11	3	11:53.29 *1	16	13:23.66	5	14:44.63
15	1:45.91	2	3:19.75	4	4:54.28	4	6:26.67	5	7:26.02	9	9:00.24 *1	6	10:30.83 *2	16	11:54.82	18	13:23.95 *1	11	14:46.07 *5
17	1:45.97	4	3:21.02	2	4:54.98	12	6:29.52	19	7:26.63 *1	7	9:10.32 *1	20	10:32.29 *1	20	12:14.94 *1	3	13:32.13 *1	8	14:47.68
4	1:47.48	15	3:21.74	12	4:56.13	2	6:31.23	16	7:27.68	11	9:14.72 *4	9	10:42.94 *1	6	12:22.78 *2	20	13:57.13 *1	16	14:51.65
14	1:47.87	14	3:22.57	15	4:56.18	15	6:32.78	17	7:56.53	19	9:14.84 *1	7	10:56.26 *1	9	12:26.02 *1	17	14:07.20	18	15:01.02 *1
12	1:48.57	12	3:22.66	14	4:57.11	14	6:33.33	4	7:59.56	17	9:30.34	19	11:01.63 *1	17	12:35.30	12	14:09.55	3	15:12.30 *1
3	1:50.18	18	3:28.09	18	5:06.19	6	6:43.71 *1	12	8:00.92	4	9:32.66	17	11:02.46	12	12:36.07	9	14:12.40 *1	20	15:38.89 *1
18	1:50.75	3	3:30.24	3	5:11.12	18	6:47.74	2	8:03.19	12	9:32.89	12	11:04.69	4	12:36.88	2	14:12.50	17	15:39.80
20	1:55.01	20	3:38.90	20	5:23.32	3	6:51.83	15	8:05.91	2	9:35.77	4	11:05.06	2	12:39.98	4	14:12.54	12	15:42.17
7	2:00.24	9	3:47.81	9	5:33.40	20	7:07.39	14	8:06.01	14	9:37.84	11	11:05.87 *4	14	12:42.45	14	14:15.44	4	15:43.07
9	2:00.47	7	3:49.79	7	5:36.32			18	8:26.16	15	9:40.31	2	11:06.96	7	12:42.58 *1	6	14:16.57 *2	2	15:44.19
19	2:02.96	19	3:51.88	19	5:38.92			3	8:32.73	18	10:05.13	14	11:09.86	15	12:48.42				
6	2:08.23	6	4:11.87					6	8:37.59 *1			15	11:14.34	19	12:49.14 *1				

# Lap Chart

## VSCC TEAM RELAY RACE FOR PRE-WAR SPORTS CARS - RACE 10 - AMENDED

Lap 11		Lap 12		Lap 13		Lap 14		Lap 15		Lap 16		Lap 17		Lap 18		Lap 19		Lap 20			
No	Time	No	Time	No	Time	No	Time	No	Time	No	Time	No	Time	No	Time	No	Time	No	Time		
10	15:46.96	10	17:14.02	10	18:37.71	10	20:00.57	10	21:23.33	10	22:47.24	10	24:11.95	10	25:35.12	10	26:57.60	10	28:19.70		
14	15:51.68 *1	4	17:14.87 *1	17	18:42.56 *1	19	20:06.74 *3	18	21:31.06 *2	9	22:58.73 *3	20	24:13.17 *3	11	25:37.99 *7	15	27:07.21 *2	17	28:26.03 *2		
9	15:56.46 *2	2	17:15.97 *1	12	18:45.23 *1	11	20:11.93 *6	6	21:45.70 *4	7	23:04.78 *3	8	24:14.62 *1	8	25:44.27 *1	8	27:17.83 *1	15	28:42.02 *2		
15	15:58.10 *1	20	17:24.49 *2	4	18:46.19 *1	3	20:11.97 *2	17	21:47.25 *1	18	23:10.34 *2	5	24:47.29	20	25:54.29 *3	19	27:21.09 *4	8	28:48.84 *1		
5	16:09.67	14	17:24.61 *1	2	18:46.61 *1	17	20:13.49 *1	12	21:48.19 *1	5	23:21.13	18	24:47.37 *2	3	25:55.73 *3	6	27:24.07 *5	5	29:05.06		
6	16:09.86 *3	5	17:35.23	14	18:57.23 *1	12	20:16.27 *1	4	21:48.90 *1	12	23:23.17 *1	7	24:48.70 *3	5	26:12.16	11	27:25.50 *7	19	29:08.16 *4		
7	16:10.08 *2	15	17:35.26 *1	5	18:59.50	4	20:17.05 *1	2	21:49.26 *1	4	23:24.05 *1	12	24:54.31 *1	18	26:25.56 *2	20	27:36.04 *3	11	29:13.67 *7		
8	16:17.30	9	17:39.91 *2	20	19:06.95 *2	2	20:17.40 *1	5	21:50.73	2	23:24.44 *1	4	24:55.30 *1	12	26:26.83 *1	5	27:39.56	6	29:15.22 *5		
16	16:20.16	8	17:45.83	15	19:09.13 *1	5	20:25.91	19	21:55.15 *3	17	23:29.06 *1	2	24:55.49 *1	4	26:27.64 *1	3	27:44.55 *3	20	29:23.26 *3		
19	16:30.42 *2	16	17:47.32	8	19:13.56	14	20:29.66 *1	3	21:55.17 *2	14	23:36.16 *1	9	24:59.52 *3	2	26:28.43 *1	12	28:00.25 *1	3	29:33.46 *3		
11	16:35.88 *5	7	17:53.64 *2	16	19:15.38	16	20:43.55	11	22:01.04 *6	6	23:39.00 *4	16	25:07.84	9	26:32.42 *3	4	28:00.97 *1	16	29:34.33		
18	16:37.90 *1	6	18:02.35 *3	9	19:23.30 *2	15	20:45.20 *1	14	22:01.57 *1	16	23:39.51	14	25:08.90 *1	7	26:33.02 *3	2	28:01.15 *1	12	29:34.89 *1		
3	16:52.86 *1	18	18:15.00 *1	7	19:37.38 *2	8	20:46.76	16	22:11.42	3	23:41.21 *2	17	25:25.73 *1	16	26:35.01	18	28:02.65 *2	2	29:35.29 *1		
17	17:11.60	19	18:19.28 *2	18	19:53.51 *1	20	20:49.64 *2	15	22:19.10 *1	19	23:44.90 *3	6	25:30.75 *4	14	26:39.63 *1	16	28:03.10	9	29:37.82 *3		
12	17:13.85	11	18:24.16 *5	6	19:53.79 *3	9	21:06.81 *2	20	22:32.13 *2	11	23:46.42 *6	15	25:31.96 *1	17	26:56.73 *1	9	28:05.44 *3	4	29:40.72 *1		
		3	18:31.98 *1			7	21:21.25 *2	8	22:43.77	15	23:53.59 *1	19	25:34.06 *3			14	28:11.26 *1	18	29:40.76 *2		
														7	28:15.50 *3						

# Lap Chart

## VSCC TEAM RELAY RACE FOR PRE-WAR SPORTS CARS - RACE 10 - AMENDED

Lap 21		Lap 22		Lap 23		Lap 24		Lap 25		Lap 26		Lap 27		Lap 28		Lap 29		Lap 30	
No	Time	No	Time	No	Time	No	Time	No	Time	No	Time	No	Time	No	Time	No	Time	No	Time
10	29:41.70	10	31:15.05	10	33:08.42	10	34:30.18	10	35:52.40	10	37:14.57	10	38:37.34	10	40:00.20	10	41:24.45	10	42:46.88
14	29:52.42 *2	20	31:15.81 *4	3	33:13.94 *4	8	34:55.67 *1	17	35:54.59 *2	15	37:23.29 *3	3	38:37.59 *5	5	40:03.19 *1	5	41:30.17 *1	19	42:58.28 *6
17	29:56.46 *2	12	31:17.49 *2	2	33:20.13 *2	2	35:00.99 *2	8	36:25.45 *1	9	37:23.37 *4	7	38:38.81 *5	20	40:13.28 *4	2	41:32.84 *3	14	42:58.38 *4
7	29:59.69 *4	2	31:20.07 *2	16	33:22.00 *1	16	35:03.02 *1	2	36:38.30 *2	17	37:23.94 *2	20	38:43.99 *4	7	40:14.46 *5	4	41:33.71 *3	5	42:58.76 *1
8	30:18.76 *1	18	31:23.07 *3	8	33:22.15 *1	19	35:04.12 *5	16	36:39.25 *1	14	37:27.90 *3	11	38:47.82 *9	18	40:14.62 *4	20	41:43.12 *4	8	42:59.07 *2
15	30:22.72 *2	3	31:25.25 *4	6	33:22.24 *6	3	35:04.18 *4	19	36:41.13 *5	8	38:01.66 *1	6	38:48.86 *7	12	40:18.05 *3	7	41:49.94 *5	2	43:07.78 *3
5	30:38.16	17	31:26.51 *2	12	33:26.43 *2	4	35:08.24 *2	4	36:44.56 *2	19	38:16.90 *5	17	38:52.73 *2	3	40:22.37 *5	18	41:54.47 *4	4	43:08.21 *3
19	30:56.17 *4	4	31:44.95 *2	4	33:26.78 *2	6	35:10.66 *6	3	36:49.64 *4	2	38:18.03 *2	9	38:55.81 *4	17	40:24.72 *2	17	41:57.34 *2	20	43:11.67 *4
11	31:00.78 *7	7	31:47.82 *4	18	33:32.78 *3	12	35:10.78 *2	18	36:51.13 *3	16	38:18.68 *1	15	39:01.35 *3	9	40:28.50 *4	12	42:00.86 *3	7	43:25.99 *5
16	31:08.84	8	31:50.13 *1	14	33:48.00 *2	18	35:12.21 *3	12	36:52.99 *2	4	38:22.39 *2	14	39:17.25 *3	11	40:35.42 *9	9	42:01.68 *4	17	43:26.36 *2
9	31:10.51 *3	14	32:02.64 *2	7	33:49.36 *4	11	35:13.67 *8	6	36:59.69 *6	18	38:31.19 *3	8	39:31.94 *1	6	40:36.30 *7	3	42:09.15 *5	18	43:34.23 *4
6	31:10.92 *5	15	32:25.23 *2	15	34:04.17 *2	7	35:26.68 *4	11	37:00.48 *8	5	38:35.16	19	39:51.39 *5	15	40:39.15 *3	15	42:18.19 *3	9	43:35.05 *4
		5	32:35.75	5	34:04.81	5	35:34.40	7	37:01.71 *4	12	38:36.42 *2	2	39:56.54 *2	8	41:06.82 *1	11	42:21.83 *9	12	43:42.84 *3
		9	32:43.75 *3	20	34:13.43 *3	14	35:36.35 *2	5	37:02.72			16	39:57.07 *1	14	41:07.16 *3	6	42:22.97 *7	3	43:54.24 *5
		20	32:44.95 *3	9	34:16.27 *3	20	35:42.85 *3	20	37:12.40 *3			4	39:58.20 *2	19	41:24.42 *5			15	43:55.64 *3
		19	32:51.93 *4	17	34:24.73 *1	15	35:43.72 *2											11	44:08.46 *9
		17	32:55.76 *1			9	35:48.90 *3												
		11	32:56.56 *7																

# Lap Chart

## VSCC TEAM RELAY RACE FOR PRE-WAR SPORTS CARS - RACE 10 - AMENDED

Lap 31		Lap 32		Lap 33		Lap 34		Lap 35		Lap 36		Lap 37		Lap 38		Lap 39		Lap 40	
No	Time	No	Time	No	Time	No	Time	No	Time	No	Time	No	Time	No	Time	No	Time	No	Time
10	44:08.79	10	45:30.94	10	46:52.96	10	48:15.88	10	49:39.27	10	51:02.51	10	52:24.09	10	53:46.99	10	55:08.67	10	56:33.89
6	44:09.16 *8	15	45:33.28 *4	12	47:06.54 *4	14	48:23.81 *5	7	49:47.86 *6	4	51:12.20 *4	19	52:28.59 *7	14	53:47.03 *6	20	55:10.49 *5	17	56:40.10 *5
8	44:26.42 *2	3	45:39.12 *6	15	47:10.46 *4	18	48:29.28 *5	9	49:50.05 *5	11	51:12.44 *11	16	52:36.01 *6	12	53:53.96 *5	18	55:14.33 *6	20	56:40.81 *5
5	44:27.08 *1	16	45:46.29 *5	5	47:19.23 *1	5	48:47.67 *1	18	50:05.97 *5	3	51:12.48 *7	4	52:46.11 *4	19	54:01.11 *7	15	55:17.16 *5	9	56:46.68 *6
19	44:33.21 *6	8	45:52.03 *2	8	47:19.47 *2	8	48:48.03 *2	14	50:12.29 *5	2	51:13.67 *4	3	52:52.91 *7	16	54:16.54 *6	14	55:33.08 *6	15	56:53.85 *5
20	44:42.29 *4	5	45:53.25 *1	16	47:27.37 *5	15	48:50.38 *4	5	50:13.30 *1	6	51:17.42 *9	2	52:53.36 *4	4	54:19.09 *4	12	55:33.08 *5	19	57:07.22 *7
4	44:44.72 *3	11	45:54.00 *10	3	47:29.89 *6	12	48:51.72 *4	8	50:13.57 *2	7	51:22.81 *6	7	52:58.09 *6	8	54:30.18 *2	19	55:34.28 *7	12	57:12.94 *5
14	44:46.39 *4	6	45:56.27 *8	11	47:40.01 *10	20	49:11.81 *4	15	50:27.81 *4	9	51:24.45 *5	11	52:58.66 *11	5	54:31.53 *1	4	55:54.09 *4	8	57:20.59 *2
2	44:47.18 *3	19	46:08.76 *6	20	47:40.56 *4	16	49:12.88 *5	12	50:31.55 *4	5	51:39.00 *1	6	53:02.98 *9	2	54:31.89 *4	8	55:55.26 *2	5	57:21.01 *1
17	44:55.70 *2	20	46:10.43 *4	6	47:42.22 *8	19	49:21.37 *6	20	50:42.55 *4	8	51:39.32 *2	8	53:04.02 *2	7	54:33.06 *6	5	55:56.49 *1	14	57:21.80 *6
7	45:01.11 *5	4	46:20.14 *3	19	47:44.55 *6	11	49:26.11 *10	16	50:54.32 *5	18	51:48.38 *5	9	53:04.10 *5	3	54:37.00 *7	16	55:57.29 *6	4	57:32.67 *4
9	45:08.66 *4	2	46:22.05 *3	17	47:54.59 *2	6	49:30.36 *8	19	50:55.28 *6	14	52:00.00 *5	17	53:04.31 *4	11	54:46.38 *11	7	56:07.20 *6	16	57:37.58 *6
18	45:14.25 *4	17	46:24.06 *2	4	47:56.21 *3	3	49:30.98 *6			15	52:05.09 *4	5	53:04.71 *1	6	54:47.21 *9	2	56:10.43 *4	7	57:40.74 *6
12	45:24.53 *3	14	46:35.23 *4	2	47:57.61 *3	4	49:31.29 *3			20	52:11.57 *4	18	53:26.73 *5	17	54:52.59 *4	3	56:20.18 *7	2	57:47.75 *4
		7	46:36.84 *5	7	48:12.10 *5	17	49:32.43 *2			12	52:12.42 *4	20	53:41.73 *4	9	55:07.16 *5	6	56:31.35 *9		
		9	46:42.02 *4	9	48:15.37 *4	2	49:33.38 *3					15	53:41.77 *4			11	56:32.96 *11		
		18	46:50.72 *4																

# Lap Chart

## VSCC TEAM RELAY RACE FOR PRE-WAR SPORTS CARS - RACE 10 - AMENDED

Lap 41		Lap 42		Lap 43		Lap 44		Lap 45		Lap 46		Lap 47		Lap 48		Lap 49		Lap 50	
No	Time	No	Time	No	Time	No	Time	No	Time	No	Time	No	Time	No	Time	No	Time	No	Time
10	57:56.69	10	59:18.13	10	1:00:40.97														
3	58:01.84 *8	2	59:27.91 *5	7	1:00:49.44 *7														
20	58:10.11 *5	9	59:57.15 *6	4	1:00:52.98 *5														
6	58:14.46 *10	6	1:00:01.11 *10	14	1:01:04.51 *7														
9	58:21.55 *6	5	1:00:10.97 *1	2	1:01:12.39 *5														
18	58:21.99 *7	8	1:00:11.40 *2	9	1:01:31.88 *6														
17	58:25.97 *5	17	1:00:12.01 *5	8	1:01:38.33 *2														
15	58:29.38 *5	15	1:00:12.66 *5	5	1:01:44.95 *1														
5	58:45.45 *1	18	1:00:13.41 *7	6	1:01:52.39 *10														
8	58:45.88 *2	12	1:00:32.34 *5	17	1:01:59.59 *5														
12	58:52.73 *5			18	1:02:14.02 *7														
4	59:09.03 *4			7	1:02:40.16 *6														
14	59:09.37 *6			12	1:02:45.03 *5														
7	59:15.69 *6																		