



Bonhams



ST. JAMES'S PLACE  
WEALTH MANAGEMENT

**HAGERTY.**  
CLASSIC CAR INSURANCE

THE VINTAGE SPORTS-CAR CLUB

## THE BOB GERARD MEMORIAL TROPHY RACE MEETING

MALLORY PARK

SATURDAY 22 AUGUST 2015

# RESULTS

2015 SEASON

THE VINTAGE SPORTS-CAR CLUB PRESENTS

# THE BOB GERARD MEMORIAL TROPHY RACE MEETING

MALLORY PARK  
SAT 22 AUGUST

WINNER  
THE INTERNATIONAL  
HISTORIC MOTORING  
AWARDS  
CLUB OF THE YEAR  
2014

THE VINTAGE SPORTS-CAR CLUB  
IS SUPPORTED BY

Bonhams HAGERTY CLASSIC CAR INSURANCE ST. JAMES'S PLACE WEALTH MANAGEMENT MALLORY PARK

RESULTS BY

**hs sports**

HS Sports Ltd Kinetic House,  
Varey Road, Congleton,  
Cheshire CW121UW  
Tel. +44 (0)1260 275708  
Fax +44 (0)1260 295625  
[www.hssports.co.uk](http://www.hssports.co.uk)



# The Vintage Sports-Car Club

## PRACTICE SESSION 1

### PROVISIONAL RESULT - PRE-WAR SPORTS CARS

PI	No	CI	Name	Car	Laps	Time on Lap	Behind	MPH
1	10		Jonathan COBB	Frazer Nash Ford	11	1:02.16	8	78.19
2	37		Andrew MITCHELL	HRG 1 1/2 Litre	10	1:04.23	6 02.07	75.67
3	46		Tim KNELLER	Riley TT Sprite	10	1:05.08	9 02.92	74.68
4	40		Charles JONES	MG L Magna	10	1:06.39	6 04.23	73.20
5	61		Andy BUSH	Riley TT Sprite Replica	10	1:06.50	9 04.34	73.08
6	47		Richard ILIFFE	Riley Kestrel 12/4 Spl	9	1:06.52	7 04.36	73.06
7	45		Greg LERIGO	Riley Special	9	1:06.65	8 04.49	72.92
8	72		Malcolm UNDERWOOD	Delahaye 135	9	1:07.89	3 05.73	71.59
9	74		Marcus BLACK	Talbot-Lago T23	9	1:07.99	3 05.83	71.48
10	50		Mark BRETT	Ballamy-Ford (LMB) V8 Sp	9	1:08.14	3 05.98	71.32
11	58		Jo BLAKENEY-EDWARDS	Frazer Nash Super Sports	10	1:08.20	10 06.04	71.26
12	70		Jeffrey EDWARDS	Alvis Sports Special	5	1:08.36	4 06.20	71.09
13	64		Christopher BATTY	Frazer Nash Super Sports	9	1:09.19	4 07.03	70.24
14	98		Ian STANDING	Riley 12/4 Special	9	1:09.70	4 07.54	69.73
15	66		David DANIELS	Riley Grebe Replica	9	1:09.84	5 07.68	69.59
16	80		David OZANNE	Aston Martin Speed Ulster	9	1:10.07	8 07.91	69.36
17	84		Fred BOOTHBY	MG J2	8	1:10.60	3 08.44	68.84
18	60		Nicolas ROSSI	Alfa Romeo 6C 1750 GS	9	1:11.83	4 09.67	67.66
19	109		James WHITMORE	Riley 12/4 Special	8	1:13.35	6 11.19	66.26
20	108		Mark DOLTON	MG PB	8	1:14.29	7 12.13	65.42
21	105		Steve ALLEN	Bentley 4 1/4 Litre Spl	9	1:14.53	7 12.37	65.21
22	88		Norman PEMBERTON	Talbot 95/105	8	1:15.12	7 12.96	64.70
23	104		John EVERETT	Austin 7 Ulster Sport	8	1:15.73	8 13.57	64.18
24	149		Marcus FRIEDER	Riley 12/4	8	1:15.82	4 13.66	64.10
25	103		David LAMB	Riley Brooklands	8	1:15.95	3 13.79	63.99
26	106		Cyril HANCOCK	Fiat New Balilla	5	1:16.18	5 14.02	63.80
27	120		Andrew MORLAND	MG L1 4 Seater	8	1:16.28	6 14.12	63.71
28	119		Tim WADSWORTH	Lagonda 2 Ltr L/C Tourer	8	1:17.68	3 15.52	62.56
29	118		Chris CADMAN	MG Monthery Midget	8	1:17.97	2 15.81	62.33
30	129		Gordon MIDDLETON	Riley Sprite	6	1:18.85	5 16.69	61.64
31	131		David FURNELL	Riley Brooklands	7	1:23.18	5 21.02	58.43
32	137		Sarah FOSTER	MG TB	7	1:26.20	7 24.04	56.38
<b>Not-Seen</b>								
	52		John GUYATT	Talbot Lago T150C				
	76		Barry FOSTER	MG Monthery				

Start Time : 09:34

Mallory Park

22 Aug 15 09:49

Clerk of Course:

Time Issued:

Chief Timekeeper:

THESE RESULTS ARE PROVISIONAL UNTIL THE CONCLUSION OF ANY JUDICIAL AND TECHNICAL MATTERS

HS Sports Timing and Results Systems - Results and Lap Times at [www.hssports.co.uk](http://www.hssports.co.uk)

# PRACTICE SESSION 1

## LAP TIMES - PRE-WAR SPORTS CARS

---

**10 Jonathan COBB**

Lap	1	2	3	4	5	6	7	8	9	10
1	1:06.59	1:07.00	1:02.71	1:02.41	1:02.48	1:03.50	1:05.76	1:02.16	1:03.17	1:03.17
11	1:02.90									

---

**37 Andrew MITCHELL**

Lap	1	2	3	4	5	6	7	8	9	10
1	1:07.18	1:10.84	1:11.74	1:08.14	1:07.78	1:04.23	1:10.97	1:06.88	1:06.46	1:06.56

---

**40 Charles JONES**

Lap	1	2	3	4	5	6	7	8	9	10
1	1:08.00	1:08.15	1:11.95	1:09.14	1:09.63	1:06.39	1:09.54	1:08.28	1:06.41	1:10.50

---

**45 Greg LERIGO**

Lap	1	2	3	4	5	6	7	8	9	10
1	1:14.81	1:08.80	1:09.80	1:09.45	1:15.51	1:14.23	1:06.76	1:06.65	1:11.21	

---

**46 Tim KNELLER**

Lap	1	2	3	4	5	6	7	8	9	10
1	1:08.86	1:09.39	1:11.16	1:05.47	1:06.03	1:10.23	1:13.03	1:05.70	1:05.08	1:06.74

---

**47 Richard ILIFFE**

Lap	1	2	3	4	5	6	7	8	9	10
1	1:10.47	1:13.61	1:06.61	1:07.17	1:08.92	1:12.24	1:06.52	1:06.59	1:07.95	

---

**50 Mark BRETT**

Lap	1	2	3	4	5	6	7	8	9	10
1	1:14.34	1:14.64	1:08.14	1:11.13	1:09.57	1:09.23	1:09.87	1:09.53	1:09.73	

---

**58 Jo BLAKENEY-EDWARDS**

Lap	1	2	3	4	5	6	7	8	9	10
1	1:09.25	1:11.99	1:11.47	1:09.60	1:11.11	1:09.54	1:10.23	1:11.59	1:09.76	1:08.20

---

**60 Nicolas ROSSI**

Lap	1	2	3	4	5	6	7	8	9	10
1	1:16.06	1:13.01	1:14.81	1:11.83	1:15.10	1:12.84	1:14.22	1:14.03	1:13.92	

---

**61 Andy BUSH**

Lap	1	2	3	4	5	6	7	8	9	10
1	1:09.18	1:11.53	1:08.99	1:06.71	1:07.18	1:07.78	1:11.09	1:07.38	1:06.50	1:07.01

---

**64 Christopher BATTY**

Lap	1	2	3	4	5	6	7	8	9	10
1	1:28.98	1:13.20	1:11.94	1:09.19	1:13.66	1:11.86	1:13.40	1:10.38	1:10.54	

---

**66 David DANIELS**

Lap	1	2	3	4	5	6	7	8	9	10
1	1:10.33	1:10.49	1:12.06	1:10.26	1:09.84	1:11.28	1:10.47	1:13.41	1:09.87	

---

**70 Jeffrey EDWARDS**

Lap	1	2	3	4	5	6	7	8	9	10
-----	---	---	---	---	---	---	---	---	---	----

1 1:15.27 1:16.47 1:09.08 1:08.36 1:09.27

---

**72 Malcolm UNDERWOOD**

Lap	1	2	3	4	5	6	7	8	9	10
1	1:13.88	1:09.51	1:07.89	1:13.64	1:13.49	1:12.15	1:10.26	1:10.54	1:12.84	

---

**74 Marcus BLACK**

Lap	1	2	3	4	5	6	7	8	9	10
1	1:16.66	1:08.58	1:07.99	1:08.29	1:13.87	1:14.28	1:20.89	1:09.59	1:09.07	

---

**80 David OZANNE**

Lap	1	2	3	4	5	6	7	8	9	10
1	1:12.93	1:11.13	1:10.31	1:10.11	1:20.23	1:15.15	1:12.00	1:10.07	1:13.25	

---

**84 Fred BOOTHBY**

Lap	1	2	3	4	5	6	7	8	9	10
1	1:19.80	1:16.93	1:10.60	1:14.76	1:12.54	1:10.80	1:12.82	1:11.41		

---

**88 Norman PEMBERTON**

Lap	1	2	3	4	5	6	7	8	9	10
1	1:17.21	1:19.78	1:17.10	1:18.30	1:16.28	1:18.66	1:15.12	1:16.40		

---

**98 Ian STANDING**

Lap	1	2	3	4	5	6	7	8	9	10
1	1:14.84	1:11.31	1:09.97	1:09.70	1:11.64	1:13.70	1:14.04	1:11.57	1:10.73	

---

**103 David LAMB**

Lap	1	2	3	4	5	6	7	8	9	10
1	1:23.42	1:26.65	1:15.95	1:20.01	1:24.02	1:19.34	1:24.33	1:18.73		

---

**104 John EVERETT**

Lap	1	2	3	4	5	6	7	8	9	10
1	1:19.15	1:19.80	1:16.23	1:39.65	1:15.88	1:16.88	1:16.79	1:15.73		

---

**105 Steve ALLEN**

Lap	1	2	3	4	5	6	7	8	9	10
1	1:17.00	1:15.97	1:15.01	1:16.35	1:17.12	1:17.32	1:14.53	1:17.79	1:16.78	

---

**106 Cyril HANCOCK**

Lap	1	2	3	4	5	6	7	8	9	10
1	1:19.89	1:21.32	1:17.36	1:19.15	1:16.18					

---

**108 Mark DOLTON**

Lap	1	2	3	4	5	6	7	8	9	10
1	1:15.87	1:17.77	1:14.78	1:46.21	1:16.05	1:14.58	1:14.29	1:14.36		

---

**109 James WHITMORE**

Lap	1	2	3	4	5	6	7	8	9	10
1	1:15.60	1:18.33	1:14.74	1:15.06	1:14.65	1:13.35	1:13.64	1:14.68		

---

**118 Chris CADMAN**

Lap	1	2	3	4	5	6	7	8	9	10
1	1:18.23	1:17.97	1:19.19	1:18.75	1:19.35	1:19.11	1:20.16	1:32.41		

---

**119 Tim WADSWORTH**

Lap	1	2	3	4	5	6	7	8	9	10
1	1:20.06	1:18.24	1:17.68	1:18.40	1:21.33	1:22.52	1:18.03	1:18.71		

<b>120</b>	<b>Andrew MORLAND</b>									
<b>Lap</b>	<b>1</b>	<b>2</b>	<b>3</b>	<b>4</b>	<b>5</b>	<b>6</b>	<b>7</b>	<b>8</b>	<b>9</b>	<b>10</b>
1	1:19.27	1:18.92	1:19.08	1:19.84	1:18.57	1:16.28	1:17.51	1:17.65		
<b>129</b>	<b>Gordon MIDDLETON</b>									
<b>Lap</b>	<b>1</b>	<b>2</b>	<b>3</b>	<b>4</b>	<b>5</b>	<b>6</b>	<b>7</b>	<b>8</b>	<b>9</b>	<b>10</b>
1	1:25.80	1:23.56	1:19.09	1:20.75	1:18.85	1:20.74				
<b>131</b>	<b>David FURNELL</b>									
<b>Lap</b>	<b>1</b>	<b>2</b>	<b>3</b>	<b>4</b>	<b>5</b>	<b>6</b>	<b>7</b>	<b>8</b>	<b>9</b>	<b>10</b>
1	1:26.52	1:33.06	1:25.38	1:26.10	1:23.18	1:28.73	1:25.57			
<b>137</b>	<b>Sarah FOSTER</b>									
<b>Lap</b>	<b>1</b>	<b>2</b>	<b>3</b>	<b>4</b>	<b>5</b>	<b>6</b>	<b>7</b>	<b>8</b>	<b>9</b>	<b>10</b>
1	1:30.07	1:29.97	1:26.30	1:28.98	1:32.63	1:28.76	1:26.20			
<b>149</b>	<b>Marcus FRIEDER</b>									
<b>Lap</b>	<b>1</b>	<b>2</b>	<b>3</b>	<b>4</b>	<b>5</b>	<b>6</b>	<b>7</b>	<b>8</b>	<b>9</b>	<b>10</b>
1	1:24.80	1:27.47	1:20.64	1:15.82	1:15.82	1:18.06	1:18.84	1:18.10		



# The Vintage Sports-Car Club

## PRACTICE SESSION 2

### PROVISIONAL RESULT - FORMULA JUNIOR CARS

PI	No	CI	Name	Car	Laps	Time on Lap	Behind	MPH
1	5		Chris DRAKE	Terrier Series 1 Mk IV	12	55.51	9	87.55
2	222		Mark WOODHOUSE	Elva 100	12	56.40	12	00.89
3	90		Pat BARFORD	Lola Mk II	11	56.91	9	01.40
4	23		John ARNOLD	Elva 100	11	57.24	8	01.73
5	6		Stephen BARLOW	Bmc Mk1 FJ	11	57.24	9	01.73
6	15		Ian PHILLIPS	Cooper Mk 10	9	59.08	7	03.57
7	110		Taff SMITH	Lola Mk II	11	59.37	2	03.86
8	154		Martin SHEPPARD	Stanguellini	11	59.63	10	04.12
9	14		Graham BARRON	Gemini Mk2	11	1:00.13	8	04.62
10	127		Paul DIXON	Gemini FJ Mark II	11	1:00.27	11	04.76
11	25		Bernard BROCK	Elva 100	11	1:01.03	9	05.52
12	13		Richard PUGH	Stanguellini FJ	11	1:01.72	10	06.21
13	193377		Rudolf ERNST	Mitter DKW FJ	10	1:03.13	10	07.62
14	22		Richard BISHOP-MILLER	Autosport Mk2	10	1:04.58	10	09.07
15	36		David BISHOP	Elva 100	10	1:06.61	10	11.10

Cars 9 & 19 - did not complete one timed lap

Start Time : 09:53

Mallory Park

22 Aug 15 10:09

Clerk of Course:

Time Issued:

Chief Timekeeper:

THESE RESULTS ARE PROVISIONAL UNTIL THE CONCLUSION OF ANY JUDICIAL AND TECHNICAL MATTERS

HS Sports Timing and Results Systems - Results and Lap Times at [www.hssports.co.uk](http://www.hssports.co.uk)

# PRACTICE SESSION 2

## LAP TIMES - FORMULA JUNIOR CARS

---

**5 Chris DRAKE**

Lap	1	2	3	4	5	6	7	8	9	10
1	1:02.25	1:00.71	58.22	57.33	56.73	56.69	56.26	55.82	55.51	56.19
11	56.67	55.99								

---

**6 Stephen BARLOW**

Lap	1	2	3	4	5	6	7	8	9	10
1	1:06.51	1:04.97	1:02.45	59.09	57.68	1:00.06	59.43	57.48	57.24	1:02.57
11	57.91									

---

**13 Richard PUGH**

Lap	1	2	3	4	5	6	7	8	9	10
1	1:09.22	1:08.83	1:04.47	1:03.89	1:04.96	1:02.87	1:02.00	1:02.37	1:03.14	1:01.72
11	1:01.82									

---

**14 Graham BARRON**

Lap	1	2	3	4	5	6	7	8	9	10
1	1:03.61	1:00.91	1:01.92	1:04.42	1:01.49	1:01.14	1:01.07	1:00.13	1:02.75	1:03.84
11	1:00.94									

---

**15 Ian PHILLIPS**

Lap	1	2	3	4	5	6	7	8	9	10
1	1:04.98	1:03.08	1:03.42	1:00.95	1:01.73	1:03.36	59.08	1:00.94	59.12	

---

**22 Richard BISHOP-MILLER**

Lap	1	2	3	4	5	6	7	8	9	10
1	1:11.37	1:08.67	1:05.86	1:06.31	1:05.22	1:04.72	1:05.85	1:07.21	1:06.39	1:04.58

---

**23 John ARNOLD**

Lap	1	2	3	4	5	6	7	8	9	10
1	1:04.25	1:04.50	1:01.89	57.56	58.76	58.75	59.26	57.24	57.43	1:00.10
11	58.20									

---

**25 Bernard BROCK**

Lap	1	2	3	4	5	6	7	8	9	10
1	1:05.11	1:03.75	1:07.48	1:05.86	1:03.73	1:04.00	1:02.95	1:01.75	1:01.03	1:02.14
11	1:02.08									

---

**36 David BISHOP**

Lap	1	2	3	4	5	6	7	8	9	10
1	1:11.78	1:12.30	1:09.58	1:06.89	1:06.99	1:06.84	1:07.65	1:07.36	1:09.67	1:06.61

---

**90 Pat BARFORD**

Lap	1	2	3	4	5	6	7	8	9	10
1	1:04.62	1:01.66	1:03.52	1:00.86	59.55	59.10	58.73	58.82	56.91	57.61
11	57.48									

---

**110 Taff SMITH**

Lap	1	2	3	4	5	6	7	8	9	10
1	1:01.64	59.37	1:01.17	59.66	59.94	59.77	1:00.98	1:00.48	1:01.07	59.89

11 59.50

---

**127 Paul DIXON**

Lap	1	2	3	4	5	6	7	8	9	10
1	1:03.91	1:04.76	1:03.39	1:02.24	1:01.70	1:01.14	1:00.94	1:01.21	1:03.94	1:02.52
11	1:00.27									

---

**154 Martin SHEPPARD**

Lap	1	2	3	4	5	6	7	8	9	10
1	1:05.91	1:03.77	1:03.15	1:01.76	1:01.33	1:00.57	1:01.80	59.97	59.99	59.63
11	1:00.56									

---

**193 Rudolf ERNST**

Lap	1	2	3	4	5	6	7	8	9	10
1	1:08.93	1:12.58	1:08.28	1:05.44	1:04.72	1:06.69	1:03.60	1:03.37	1:03.21	1:03.13

---

**222 Mark WOODHOUSE**

Lap	1	2	3	4	5	6	7	8	9	10
1	59.58	1:01.50	1:00.55	1:00.25	57.32	57.05	56.43	56.45	57.66	58.36
11	1:01.26	56.40								





# The Vintage Sports-Car Club

## PRACTICE SESSION 3

### PROVISIONAL RESULT - EDWARDIAN CARS

PI	No	CI Name	Car	Laps	Time on Lap	Behind	MPH
1	75	Tony LEES	Vauxhall Viper Special	6	1:09.33	2	70.10
2	81	Mark WALKER	Darracq 200HP	8	1:09.41	8	00.08
3	123	Richard SCALDWELL	De Dietrich 130 HP 'Cours	8	1:09.96	7	00.63
4	86	James COLLINS	Hudson Super Six	3	1:11.80	3	02.47
5	126	John POLSON	Hudson Super Six Racer	3	1:16.87	3	07.54
6	125	Clive PRESS	Peugeot 148	8	1:20.67	4	11.34
7	150	Gillian CARR	Mors 2 Seater	8	1:21.77	8	12.44
8	132	David BIGGINS	Daimler Mercedes Rennw	8	1:23.83	1	14.50
9	133	Peter WILSON	Brasier Voiture De Course	8	1:23.90	6	14.57
10	115	Leslie MURRAY	De Dion Bouton/Curtis Ox	8	1:24.48	1	15.15
11	116	Nicholas HILDYARD	Theophile Schneider Aero	8	1:24.92	7	15.59
12	138	Rob HUBBARD	Sunbeam 16/20	8	1:26.28	8	16.95
13	141	Jonathan MILLER	Stutz Bearcat	7	1:28.55	6	19.22
14	139	Tony STEPHENS	Vauxhall A/D Type	7	1:30.12	7	20.79
15	135	Ron BIRKETT	FL Sports	4	1:31.32	3	21.99
16	124	Richard BLACK	Sunbeam Coupe D Auto	7	1:33.08	5	23.75
17	7	John BRYDON	Lorraine Dietrich CR2	7	1:34.77	7	25.44
18	142	David OZANNE	Delage Coupe De L'Auto	6	1:37.59	6	28.26
19	143	Roger TWELVETREES	Buick D45	7	1:37.87	4	28.54
20	140	Tom WALKER	Hispano-Suiza Alfonso 2S	3	1:41.77	2	32.44

#### Not-Seen

85 Duncan PITTAWAY Monarch Special

Start Time : 10:17

Mallory Park

22 Aug 15 10:32

Clerk of Course:

Time Issued:

Chief Timekeeper:

THESE RESULTS ARE PROVISIONAL UNTIL THE CONCLUSION OF ANY JUDICIAL AND TECHNICAL MATTERS

HS Sports Timing and Results Systems - Results and Lap Times at [www.hssports.co.uk](http://www.hssports.co.uk)

# PRACTICE SESSION 3

## LAP TIMES - EDWARDIAN CARS

<b>7</b>	<b>John BRYDON</b>									
<b>Lap</b>	<b>1</b>	<b>2</b>	<b>3</b>	<b>4</b>	<b>5</b>	<b>6</b>	<b>7</b>	<b>8</b>	<b>9</b>	<b>10</b>
1	1:41.35	1:41.86	1:39.82	1:38.32	1:38.73	1:35.79	1:34.77			
<b>75</b>	<b>Tony LEES</b>									
<b>Lap</b>	<b>1</b>	<b>2</b>	<b>3</b>	<b>4</b>	<b>5</b>	<b>6</b>	<b>7</b>	<b>8</b>	<b>9</b>	<b>10</b>
1	1:16.00	1:09.33	1:18.74	1:09.88	1:10.98	1:10.64				
<b>81</b>	<b>Mark WALKER</b>									
<b>Lap</b>	<b>1</b>	<b>2</b>	<b>3</b>	<b>4</b>	<b>5</b>	<b>6</b>	<b>7</b>	<b>8</b>	<b>9</b>	<b>10</b>
1	1:16.58	1:24.33	1:18.30	1:12.89	1:10.51	1:13.87	1:10.31	1:09.41		
<b>86</b>	<b>James COLLINS</b>									
<b>Lap</b>	<b>1</b>	<b>2</b>	<b>3</b>	<b>4</b>	<b>5</b>	<b>6</b>	<b>7</b>	<b>8</b>	<b>9</b>	<b>10</b>
1	1:29.78	1:16.92	1:11.80							
<b>115</b>	<b>Leslie MURRAY</b>									
<b>Lap</b>	<b>1</b>	<b>2</b>	<b>3</b>	<b>4</b>	<b>5</b>	<b>6</b>	<b>7</b>	<b>8</b>	<b>9</b>	<b>10</b>
1	1:24.48	1:28.01	1:31.88	1:27.03	1:28.38	1:26.50	1:25.07	1:26.01		
<b>116</b>	<b>Nicholas HILDYARD</b>									
<b>Lap</b>	<b>1</b>	<b>2</b>	<b>3</b>	<b>4</b>	<b>5</b>	<b>6</b>	<b>7</b>	<b>8</b>	<b>9</b>	<b>10</b>
1	1:26.69	1:28.22	1:30.91	1:26.59	1:25.58	1:26.26	1:24.92	1:27.43		
<b>123</b>	<b>Richard SCALDWELL</b>									
<b>Lap</b>	<b>1</b>	<b>2</b>	<b>3</b>	<b>4</b>	<b>5</b>	<b>6</b>	<b>7</b>	<b>8</b>	<b>9</b>	<b>10</b>
1	1:11.35	1:14.95	1:10.70	1:12.50	1:10.66	1:11.75	1:09.96	1:10.20		
<b>124</b>	<b>Richard BLACK</b>									
<b>Lap</b>	<b>1</b>	<b>2</b>	<b>3</b>	<b>4</b>	<b>5</b>	<b>6</b>	<b>7</b>	<b>8</b>	<b>9</b>	<b>10</b>
1	1:36.82	1:36.15	1:35.98	1:33.19	1:33.08	1:33.20	1:33.65			
<b>125</b>	<b>Clive PRESS</b>									
<b>Lap</b>	<b>1</b>	<b>2</b>	<b>3</b>	<b>4</b>	<b>5</b>	<b>6</b>	<b>7</b>	<b>8</b>	<b>9</b>	<b>10</b>
1	1:24.09	1:25.42	1:27.71	1:20.67	1:26.54	1:23.04	1:21.50	1:22.08		
<b>126</b>	<b>John POLSON</b>									
<b>Lap</b>	<b>1</b>	<b>2</b>	<b>3</b>	<b>4</b>	<b>5</b>	<b>6</b>	<b>7</b>	<b>8</b>	<b>9</b>	<b>10</b>
1	8:55.77	1:23.62	1:16.87							
<b>132</b>	<b>David BIGGINS</b>									
<b>Lap</b>	<b>1</b>	<b>2</b>	<b>3</b>	<b>4</b>	<b>5</b>	<b>6</b>	<b>7</b>	<b>8</b>	<b>9</b>	<b>10</b>
1	1:23.83	1:26.90	1:28.45	1:28.02	1:27.73	1:26.06	1:25.33	1:26.01		
<b>133</b>	<b>Peter WILSON</b>									
<b>Lap</b>	<b>1</b>	<b>2</b>	<b>3</b>	<b>4</b>	<b>5</b>	<b>6</b>	<b>7</b>	<b>8</b>	<b>9</b>	<b>10</b>
1	1:33.60	1:27.09	1:25.84	1:25.95	1:25.52	1:23.90	1:27.46	1:24.16		
<b>135</b>	<b>Ron BIRKETT</b>									
<b>Lap</b>	<b>1</b>	<b>2</b>	<b>3</b>	<b>4</b>	<b>5</b>	<b>6</b>	<b>7</b>	<b>8</b>	<b>9</b>	<b>10</b>
1	1:33.56	1:35.71	1:31.32	1:31.69						

---

**138 Rob HUBBARD**

Lap	1	2	3	4	5	6	7	8	9	10
1	1:28.10	1:28.64	1:28.08	1:29.08	1:27.02	1:27.48	1:27.31	1:26.28		

---

**139 Tony STEPHENS**

Lap	1	2	3	4	5	6	7	8	9	10
1	1:33.19	1:31.50	1:32.12	1:31.06	1:30.97	1:31.26	1:30.12			

---

**140 Tom WALKER**

Lap	1	2	3	4	5	6	7	8	9	10
1	1:46.51	1:41.77	1:43.77							

---

**141 Jonathan MILLER**

Lap	1	2	3	4	5	6	7	8	9	10
1	1:30.53	1:30.19	1:30.89	1:31.69	1:30.22	1:28.55	1:33.49			

---

**142 David OZANNE**

Lap	1	2	3	4	5	6	7	8	9	10
1	1:46.90	1:44.24	1:41.30	1:39.06	1:39.69	1:37.59				

---

**143 Roger TWELVETREES**

Lap	1	2	3	4	5	6	7	8	9	10
1	1:43.22	1:40.63	1:41.49	1:37.87	1:40.11	1:42.37	1:39.26			

---

**150 Gillian CARR**

Lap	1	2	3	4	5	6	7	8	9	10
1	1:30.35	1:27.30	1:26.72	1:23.97	1:24.49	1:22.52	1:23.30	1:21.77		

---



# The Vintage Sports-Car Club

## PRACTICE SESSION 4

### PROVISIONAL RESULT - PRE-WAR CARS

PI	No	CI Name	Car	Laps	Time on Lap	Behind	MPH
1	192	Christian PEDERSEN	Austin 7 Special	9	1:03.06	5	77.07
2	95	James RICKETTS	Riley 9 Monoposto	9	1:05.80	8 02.74	73.86
3	156	Gregan THRUSTON	Austin 7 Special	9	1:07.86	5 04.80	71.62
4	79	Geoff TOMS	Fiat 508S	9	1:08.38	4 05.32	71.07
5	201	Nick HAYWARD-COOK	Austin 7 Monoposto	9	1:08.47	7 05.41	70.98
6	197	John SEBER	Wolseley Hornet Special	9	1:09.38	4 06.32	70.05
7	94	Hugh BIRLEY	Austin 7 Ulster	9	1:10.51	7 07.45	68.93
8	152	Duncan POTTER	MG Montlhery Midget	9	1:11.11	8 08.05	68.34
9	198	Stephen RIDDINGTON	Riley 12/4 Special	9	1:11.12	5 08.06	68.34
10	77	Philip BEWLEY	Bugatti T35	9	1:11.79	9 08.73	67.70
11	96	Angus FROST	Austin 7 Special	9	1:13.39	7 10.33	66.22
12	111	Oilly SANDERS	Austin 7 Willis Special	9	1:13.81	7 10.75	65.84
13	112	Andrew CROYSBILL	Riley 12/4	9	1:14.03	3 10.97	65.65
14	190	James BAKER	Riley Brooklands	9	1:14.25	7 11.19	65.45
15	191	Dennis JOHNSON	Frazer Nash Colmore	9	1:14.99	3 11.93	64.81
16	100	John BRIGGS	Aston Martin Ulster	6	1:15.01	5 11.95	64.79
17	122	Antony FELTHAM-WHITE	Austin 7 Racing Special	9	1:15.52	4 12.46	64.35
18	99	David ASPLIN	Austin 7 Ulster Replica	7	1:16.46	2 13.40	63.56
19	34	John SKEAVINGTON	Austin Ulster Replica	8	1:16.57	4 13.51	63.47
20	148	Julian BROWNRIDGE	Wolseley Hornet Special	8	1:19.12	5 16.06	61.43
21	113	Terry McGRATH	Amilcar CGSs	5	1:20.01	4 16.95	60.74
22	87	David SAXL	Riley 12/4 Special	8	1:20.47	2 17.41	60.40
23	202	Anne BOURSOT	MG PA 2Str	8	1:20.55	6 17.49	60.34
24	134	George PARKINSON	Rosengart LR2 Torpedo	8	1:20.91	7 17.85	60.07
25	121	Roland WOODTLI	Riley 15/6 Special	8	1:21.55	7 18.49	59.60
26	130	Robert MOORE	Austin 7	8	1:27.71	4 24.65	55.41

#### Not-Seen

114 Robert BARBET Riley Sports

Cars 156 & 190 - Please fit working transponder

Start Time : 10:34

Mallory Park

22 Aug 15 10:49

Clerk of Course:

Time Issued:

Chief Timekeeper:

THESE RESULTS ARE PROVISIONAL UNTIL THE CONCLUSION OF ANY JUDICIAL AND TECHNICAL MATTERS

HS Sports Timing and Results Systems - Results and Lap Times at [www.hssports.co.uk](http://www.hssports.co.uk)

# PRACTICE SESSION 4

## LAP TIMES - PRE-WAR CARS

---

**34 John SKEAVINGTON**

Lap	1	2	3	4	5	6	7	8	9	10
1	1:18.54	1:18.02	1:18.94	1:16.57	1:20.52	1:17.24	1:19.60	1:20.82		

---

**77 Philip BEWLEY**

Lap	1	2	3	4	5	6	7	8	9	10
1	1:17.80	1:14.96	1:13.45	1:15.20	1:14.17	1:15.18	1:13.85	1:12.01	1:11.79	

---

**79 Geoff TOMS**

Lap	1	2	3	4	5	6	7	8	9	10
1	1:16.54	1:10.30	1:13.36	1:08.38	1:09.68	1:09.58	1:08.46	1:14.62	1:21.24	

---

**87 David SAXL**

Lap	1	2	3	4	5	6	7	8	9	10
1	1:22.40	1:20.47	1:21.39	1:23.18	1:26.54	1:24.98	1:22.83	1:26.29		

---

**94 Hugh BIRLEY**

Lap	1	2	3	4	5	6	7	8	9	10
1	1:19.53	1:14.43	1:13.81	1:14.87	1:11.54	1:15.90	1:10.51	1:15.10	1:14.80	

---

**95 James RICKETTS**

Lap	1	2	3	4	5	6	7	8	9	10
1	1:15.97	1:13.06	1:10.74	1:07.97	1:09.48	1:06.77	1:09.65	1:05.80	1:13.22	

---

**96 Angus FROST**

Lap	1	2	3	4	5	6	7	8	9	10
1	1:22.09	1:18.59	1:17.69	1:15.37	1:15.44	1:17.60	1:13.39	1:15.11	1:16.83	

---

**99 David ASPLIN**

Lap	1	2	3	4	5	6	7	8	9	10
1	1:20.38	1:16.46	1:18.82	1:18.92	1:19.32	1:19.14	1:18.85			

---

**100 John BRIGGS**

Lap	1	2	3	4	5	6	7	8	9	10
1	1:22.91	1:21.49	1:20.49	1:15.16	1:15.01	1:16.53				

---

**111 Olly SANDERS**

Lap	1	2	3	4	5	6	7	8	9	10
1	1:21.55	1:15.07	1:15.37	1:15.05	1:16.54	1:18.39	1:13.81	1:15.11	1:17.92	

---

**112 Andrew CROYSDILL**

Lap	1	2	3	4	5	6	7	8	9	10
1	1:16.35	1:17.58	1:14.03	1:14.59	1:16.18	1:14.33	1:14.69	1:16.59	1:15.01	

---

**113 Terry McGRATH**

Lap	1	2	3	4	5	6	7	8	9	10
1	1:26.45	1:20.70	1:20.88	1:20.01	1:22.88					

---

**121 Roland WOODTLI**

Lap	1	2	3	4	5	6	7	8	9	10
1	1:25.81	1:21.88	1:21.97	1:26.27	1:23.31	1:21.76	1:21.55	1:21.57		

<b>122</b>	<b>Antony FELTHAM-WHITE</b>									
<b>Lap</b>	<b>1</b>	<b>2</b>	<b>3</b>	<b>4</b>	<b>5</b>	<b>6</b>	<b>7</b>	<b>8</b>	<b>9</b>	<b>10</b>
1	1:17.64	1:17.43	1:16.03	1:15.52	1:16.33	1:15.67	1:18.04	1:17.26	1:21.80	
<b>130</b>	<b>Robert MOORE</b>									
<b>Lap</b>	<b>1</b>	<b>2</b>	<b>3</b>	<b>4</b>	<b>5</b>	<b>6</b>	<b>7</b>	<b>8</b>	<b>9</b>	<b>10</b>
1	1:29.84	1:28.81	1:28.63	1:27.71	1:28.04	1:29.50	1:29.87	1:30.95		
<b>134</b>	<b>George PARKINSON</b>									
<b>Lap</b>	<b>1</b>	<b>2</b>	<b>3</b>	<b>4</b>	<b>5</b>	<b>6</b>	<b>7</b>	<b>8</b>	<b>9</b>	<b>10</b>
1	1:22.14	1:21.89	1:21.57	1:21.39	1:21.96	1:21.30	1:20.91	1:22.73		
<b>148</b>	<b>Julian BROWNRIDGE</b>									
<b>Lap</b>	<b>1</b>	<b>2</b>	<b>3</b>	<b>4</b>	<b>5</b>	<b>6</b>	<b>7</b>	<b>8</b>	<b>9</b>	<b>10</b>
1	1:26.06	1:21.36	1:21.05	1:19.91	1:19.12	1:21.83	1:20.51	1:23.69		
<b>152</b>	<b>Duncan POTTER</b>									
<b>Lap</b>	<b>1</b>	<b>2</b>	<b>3</b>	<b>4</b>	<b>5</b>	<b>6</b>	<b>7</b>	<b>8</b>	<b>9</b>	<b>10</b>
1	1:22.58	1:16.17	1:16.23	1:11.76	1:12.34	1:12.52	1:11.17	1:11.11	1:11.67	
<b>156</b>	<b>Gregan THRUSTON</b>									
<b>Lap</b>	<b>1</b>	<b>2</b>	<b>3</b>	<b>4</b>	<b>5</b>	<b>6</b>	<b>7</b>	<b>8</b>	<b>9</b>	<b>10</b>
1	1:10.06	1:08.81	1:11.88	1:09.66	1:07.86	1:10.34	1:09.89	1:08.17	1:08.88	
<b>190</b>	<b>James BAKER</b>									
<b>Lap</b>	<b>1</b>	<b>2</b>	<b>3</b>	<b>4</b>	<b>5</b>	<b>6</b>	<b>7</b>	<b>8</b>	<b>9</b>	<b>10</b>
1	1:19.18	1:19.18	1:19.18	1:15.08	1:15.85	1:17.10	1:14.25	1:15.17	1:16.54	
<b>191</b>	<b>Dennis JOHNSON</b>									
<b>Lap</b>	<b>1</b>	<b>2</b>	<b>3</b>	<b>4</b>	<b>5</b>	<b>6</b>	<b>7</b>	<b>8</b>	<b>9</b>	<b>10</b>
1	1:18.35	1:15.45	1:14.99	1:16.49	1:17.12	1:16.17	1:16.24	1:15.56	1:17.84	
<b>192</b>	<b>Christian PEDERSEN</b>									
<b>Lap</b>	<b>1</b>	<b>2</b>	<b>3</b>	<b>4</b>	<b>5</b>	<b>6</b>	<b>7</b>	<b>8</b>	<b>9</b>	<b>10</b>
1	1:17.72	1:04.02	1:05.35	1:08.40	1:03.06	1:04.87	1:11.95	1:03.49	1:06.48	
<b>197</b>	<b>John SEBER</b>									
<b>Lap</b>	<b>1</b>	<b>2</b>	<b>3</b>	<b>4</b>	<b>5</b>	<b>6</b>	<b>7</b>	<b>8</b>	<b>9</b>	<b>10</b>
1	1:16.26	1:14.14	1:12.19	1:09.38	1:10.09	1:13.30	1:10.22	1:10.80	1:10.15	
<b>198</b>	<b>Stephen RIDDINGTON</b>									
<b>Lap</b>	<b>1</b>	<b>2</b>	<b>3</b>	<b>4</b>	<b>5</b>	<b>6</b>	<b>7</b>	<b>8</b>	<b>9</b>	<b>10</b>
1	1:12.77	1:12.75	1:12.97	1:12.16	1:11.12	1:15.17	1:14.89	1:13.27	1:12.92	
<b>201</b>	<b>Nick HAYWARD-COOK</b>									
<b>Lap</b>	<b>1</b>	<b>2</b>	<b>3</b>	<b>4</b>	<b>5</b>	<b>6</b>	<b>7</b>	<b>8</b>	<b>9</b>	<b>10</b>
1	1:20.05	1:17.53	1:14.63	1:14.77	1:09.90	1:08.83	1:08.47	1:09.36	1:09.11	
<b>202</b>	<b>Anne BOURSOT</b>									
<b>Lap</b>	<b>1</b>	<b>2</b>	<b>3</b>	<b>4</b>	<b>5</b>	<b>6</b>	<b>7</b>	<b>8</b>	<b>9</b>	<b>10</b>
1	1:25.92	1:24.57	1:22.08	1:21.69	1:22.10	1:20.55	1:21.49	1:21.47		



# The Vintage Sports-Car Club

## PRACTICE SESSION 5

### PROVISIONAL RESULT - PRE-WAR RACING CARS (SET 2)

PI	No	CI	Name	Car	Laps	Time on Lap	Behind	MPH
1	1		Frederick HARPER	Kurtis Indy-Roadster	12	55.64	7	87.35
2	29		Duncan RICKETTS	Alta 2 Litre	11	57.28	11	84.85
3	2		Nicholas TOPLISS	ERA R4A	12	57.38	2	84.70
4	24		Steve RUSSELL	Cooper Bristol MkII	11	58.03	9	83.75
5	32		Robert CARR	AC/GN Special	11	59.66	5	81.46
6	8		Justin MAEERS	GN Parker	11	59.91	9	81.12
7	20		Tim GREENHILL	Wolseley Hornet Special	11	1:00.30	9	80.60
8	38		Matt RICKETTS	Cooper Type 41	10	1:00.64	8	80.15
9	31		Sue DARBYSHIRE	Morgan Super Aero	7	1:00.91	4	79.79
10	3		Robert COBDEN	Riley Falcon Special	8	1:01.19	2	79.42
11	9		John CHISHOLM	Gemini Mk II	2	1:01.25	1	79.35
12	35		Nick LESTON	Lovell Elkhart Sprint Race	10	1:01.73	10	78.73
13	28		Pete CANDY	Riley Super Rat	7	1:02.06	3	78.31
14	12		Tom WALKER	Amilcar-Hispano Special	3	1:02.88	1	77.29
15	33		Chris HUDSON	Bugatti T35B	6	1:03.14	6	76.97
16	49		Julian WILTON	ERA R7B	10	1:03.61	9	76.40
17	30		Tony LEES	AC/GN Cognac	4	1:05.19	2	74.55
18	146		Tim KNELLER	Riley TT Sprite	10	1:05.47	10	74.23
19	56		Ralf EMMERLING	Riley Brooklands	10	1:05.65	8	74.03
20	55		Thomas HARDMAN	MG Bellevue Special	7	1:07.59	3	71.90
21	43		Bo WILLIAMS	Bugatti Type 35B	10	1:07.80	1	71.68
22	44		Bruce STOPS	Bugatti T35/44	9	1:08.74	4	70.70
23	63		Hughie WALKER	Thunderbug	9	1:10.02	2	69.41

#### Not-Seen

11	Iain STEWART	Morgan Super Aero
39	Richard SCALDWELL	GN/JAP Grand Prix

Car 3 - Please fit working transponder

Start Time : 10:52

Mallory Park

22 Aug 15 11:07

Clerk of Course:

Time Issued:

Chief Timekeeper:

THESE RESULTS ARE PROVISIONAL UNTIL THE CONCLUSION OF ANY JUDICIAL AND TECHNICAL MATTERS

HS Sports Timing and Results Systems - Results and Lap Times at [www.hssports.co.uk](http://www.hssports.co.uk)

# PRACTICE SESSION 5

## LAP TIMES - PRE-WAR RACING CARS (SET 2)

---

**1 Frederick HARPER**

Lap	1	2	3	4	5	6	7	8	9	10
1	1:03.11	1:01.25	55.83	58.40	58.77	1:00.20	55.64	57.97	57.47	56.15
11	57.73	56.48								

---

**2 Nicholas TOPLISS**

Lap	1	2	3	4	5	6	7	8	9	10
1	1:01.39	57.38	59.93	58.45	57.95	58.14	1:00.84	1:00.23	58.67	58.76
11	59.27	58.58								

---

**3 Robert COBDEN**

Lap	1	2	3	4	5	6	7	8	9	10
1	1:02.65	1:01.19	1:01.70	1:01.27	1:02.78	1:03.51	1:01.24	1:02.46		

---

**8 Justin MAEERS**

Lap	1	2	3	4	5	6	7	8	9	10
1	1:00.98	1:02.79	1:01.89	1:02.22	1:02.61	1:02.31	59.93	1:00.29	59.91	1:00.39
11	1:00.41									

---

**9 John CHISHOLM**

Lap	1	2	3	4	5	6	7	8	9	10
1	1:01.25	1:02.82								

---

**12 Tom WALKER**

Lap	1	2	3	4	5	6	7	8	9	10
1	1:02.88	1:02.88	1:09.23							

---

**20 Tim GREENHILL**

Lap	1	2	3	4	5	6	7	8	9	10
1	1:02.64	1:02.97	1:05.37	1:00.90	1:01.43	1:02.05	1:00.36	1:01.24	1:00.30	1:00.74
11	1:00.51									

---

**24 Steve RUSSELL**

Lap	1	2	3	4	5	6	7	8	9	10
1	1:02.15	1:00.20	1:00.89	58.36	59.76	1:03.05	58.08	59.94	58.03	1:00.65
11	1:04.25									

---

**28 Pete CANDY**

Lap	1	2	3	4	5	6	7	8	9	10
1	1:04.33	1:02.98	1:02.06	1:02.28	1:02.79	1:03.92	1:04.71			

---

**29 Duncan RICKETTS**

Lap	1	2	3	4	5	6	7	8	9	10
1	1:02.24	1:00.12	59.23	59.52	1:00.35	1:01.58	58.96	59.58	58.78	1:00.13
11	57.28									

---

**30 Tony LEES**

Lap	1	2	3	4	5	6	7	8	9	10
1	1:07.42	1:05.19	1:05.83	1:06.71						



<b>31</b>	<b>Sue DARBYSHIRE</b>										
	<b>Lap</b>	<b>1</b>	<b>2</b>	<b>3</b>	<b>4</b>	<b>5</b>	<b>6</b>	<b>7</b>	<b>8</b>	<b>9</b>	<b>10</b>
	1	1:01.96	1:01.37	1:02.28	1:00.91	1:01.22	1:01.88	1:01.90			
<b>32</b>	<b>Robert CARR</b>										
	<b>Lap</b>	<b>1</b>	<b>2</b>	<b>3</b>	<b>4</b>	<b>5</b>	<b>6</b>	<b>7</b>	<b>8</b>	<b>9</b>	<b>10</b>
	1	1:01.91	1:01.37	1:02.19	1:00.13	59.66	1:00.05	1:00.82	1:00.08	1:00.22	1:00.50
	11	1:00.03									
<b>33</b>	<b>Chris HUDSON</b>										
	<b>Lap</b>	<b>1</b>	<b>2</b>	<b>3</b>	<b>4</b>	<b>5</b>	<b>6</b>	<b>7</b>	<b>8</b>	<b>9</b>	<b>10</b>
	1	1:03.19	1:04.08	1:04.65	1:04.45	1:03.80	1:03.14				
<b>35</b>	<b>Nick LESTON</b>										
	<b>Lap</b>	<b>1</b>	<b>2</b>	<b>3</b>	<b>4</b>	<b>5</b>	<b>6</b>	<b>7</b>	<b>8</b>	<b>9</b>	<b>10</b>
	1	1:06.69	1:04.72	1:04.65	1:03.79	1:05.06	1:04.39	1:03.71	1:03.39	1:03.92	1:01.73
<b>38</b>	<b>Matt RICKETTS</b>										
	<b>Lap</b>	<b>1</b>	<b>2</b>	<b>3</b>	<b>4</b>	<b>5</b>	<b>6</b>	<b>7</b>	<b>8</b>	<b>9</b>	<b>10</b>
	1	1:03.25	1:01.93	1:05.11	1:04.68	1:01.30	1:01.24	1:01.74	1:00.64	1:03.30	1:03.77
<b>43</b>	<b>Bo WILLIAMS</b>										
	<b>Lap</b>	<b>1</b>	<b>2</b>	<b>3</b>	<b>4</b>	<b>5</b>	<b>6</b>	<b>7</b>	<b>8</b>	<b>9</b>	<b>10</b>
	1	1:07.80	1:09.02	1:09.74	1:11.38	1:08.27	1:08.94	1:08.12	1:08.76	1:09.65	1:09.33
<b>44</b>	<b>Bruce STOPS</b>										
	<b>Lap</b>	<b>1</b>	<b>2</b>	<b>3</b>	<b>4</b>	<b>5</b>	<b>6</b>	<b>7</b>	<b>8</b>	<b>9</b>	<b>10</b>
	1	1:09.94	1:10.63	1:09.10	1:08.74	1:08.93	1:09.22	1:09.60	1:09.61	1:11.29	
<b>49</b>	<b>Julian WILTON</b>										
	<b>Lap</b>	<b>1</b>	<b>2</b>	<b>3</b>	<b>4</b>	<b>5</b>	<b>6</b>	<b>7</b>	<b>8</b>	<b>9</b>	<b>10</b>
	1	1:07.52	1:08.49	1:07.88	1:05.20	1:04.24	1:06.63	1:10.25	1:06.34	1:03.61	1:04.78
<b>55</b>	<b>Thomas HARDMAN</b>										
	<b>Lap</b>	<b>1</b>	<b>2</b>	<b>3</b>	<b>4</b>	<b>5</b>	<b>6</b>	<b>7</b>	<b>8</b>	<b>9</b>	<b>10</b>
	1	1:08.45	1:08.74	1:07.59	1:08.52	1:09.25	1:09.19	1:10.76			
<b>56</b>	<b>Ralf EMMERLING</b>										
	<b>Lap</b>	<b>1</b>	<b>2</b>	<b>3</b>	<b>4</b>	<b>5</b>	<b>6</b>	<b>7</b>	<b>8</b>	<b>9</b>	<b>10</b>
	1	1:07.21	1:08.54	1:07.54	1:06.78	1:06.12	1:07.05	1:06.55	1:05.65	1:08.01	1:05.88
<b>63</b>	<b>Hughie WALKER</b>										
	<b>Lap</b>	<b>1</b>	<b>2</b>	<b>3</b>	<b>4</b>	<b>5</b>	<b>6</b>	<b>7</b>	<b>8</b>	<b>9</b>	<b>10</b>
	1	1:10.37	1:10.02	1:12.75	1:11.49	1:10.91	1:13.59	1:14.00	1:10.20	1:10.04	
<b>146</b>	<b>Tim KNELLER</b>										
	<b>Lap</b>	<b>1</b>	<b>2</b>	<b>3</b>	<b>4</b>	<b>5</b>	<b>6</b>	<b>7</b>	<b>8</b>	<b>9</b>	<b>10</b>
	1	1:06.23	1:11.69	1:07.46	1:08.96	1:09.01	1:08.14	1:09.71	1:07.67	1:05.67	1:05.47



# The Vintage Sports-Car Club

## PRACTICE SESSION 6

### PROVISIONAL RESULT - F3 (500) RACING CARS

PI	No	CI Name	Car	Laps	Time on Lap	Behind	MPH
1	17	Peter DE LA ROCHE	Cooper Mk V	10	59.59	4	81.56
2	42	Simon BROWN	Cooper Mk4	7	1:01.36	6 01.77	79.20
3	67	Gordon RUSSELL	Mackson 500 F3	4	1:01.38	4 01.79	79.18
4	16	Stuart WRIGHT	Cooper Mk XI	6	1:02.41	5 02.82	77.87
5	91	Rodney DELVES	Kieft F3 500	9	1:04.07	9 04.48	75.85
6	65	Richard DE LA ROCHE	Smith Buckler Single Seat	9	1:04.95	1 05.36	74.83
7	59	Xavier KINGSLAND	Cooper JAP Mk5	9	1:05.76	5 06.17	73.91
8	4	Darrell WOODS	Flash Special Norton	5	1:06.51	5 06.92	73.07
9	53	Iain ROWLEY	Arnott F3 500	1	1:06.72	1 07.13	72.84
10	89	Shirley MONRO	Cooper Mk IV	8	1:06.99	4 07.40	72.55
11	93	Rudolf ERNST	Whitfill F3	6	1:11.65	5 12.06	67.83
12	51	Alan CROFT	JP Mk1	8	1:11.77	6 12.18	67.72
13	153	Paul HEWES	Cooper Mk.8	7	1:13.60	7 14.01	66.03
14	92	Steven JEFFORDS	Cooper Mk.8	7	1:16.20	5 16.61	63.78
15	57	Richard BISHOP-MILLER	Revis 500	4	1:16.40	1 16.81	63.61
16	21	Maurice VAN DER BREMPT	Fillingham Single Seater	6	1:20.04	4 20.45	60.72
<b>Not-Seen</b>							
	147	Duncan WOOD	Cooper Mk IV				
	27	Pat BARFORD	Mezzolitre F3				

Start Time : 11:08

Mallory Park

22 Aug 15 11:22

Clerk of Course:

Time Issued:

Chief Timekeeper:

THESE RESULTS ARE PROVISIONAL UNTIL THE CONCLUSION OF ANY JUDICIAL AND TECHNICAL MATTERS

HS Sports Timing and Results Systems - Results and Lap Times at [www.hssports.co.uk](http://www.hssports.co.uk)

# PRACTICE SESSION 6

## LAP TIMES - F3 (500) RACING CARS

<b>4</b>	<b>Darrell WOODS</b>										
	<b>Lap</b>	<b>1</b>	<b>2</b>	<b>3</b>	<b>4</b>	<b>5</b>	<b>6</b>	<b>7</b>	<b>8</b>	<b>9</b>	<b>10</b>
	1	1:18.59	1:10.47	1:07.76	1:10.01	1:06.51					
<b>16</b>	<b>Stuart WRIGHT</b>										
	<b>Lap</b>	<b>1</b>	<b>2</b>	<b>3</b>	<b>4</b>	<b>5</b>	<b>6</b>	<b>7</b>	<b>8</b>	<b>9</b>	<b>10</b>
	1	1:05.50	1:04.20	1:03.47	1:02.78	1:02.41	1:06.39				
<b>17</b>	<b>Peter DE LA ROCHE</b>										
	<b>Lap</b>	<b>1</b>	<b>2</b>	<b>3</b>	<b>4</b>	<b>5</b>	<b>6</b>	<b>7</b>	<b>8</b>	<b>9</b>	<b>10</b>
	1	1:01.48	1:00.52	59.68	59.59	1:03.94	1:00.13	1:00.95	1:03.64	1:00.96	1:01.50
<b>21</b>	<b>Maurice VAN DER BREMPT</b>										
	<b>Lap</b>	<b>1</b>	<b>2</b>	<b>3</b>	<b>4</b>	<b>5</b>	<b>6</b>	<b>7</b>	<b>8</b>	<b>9</b>	<b>10</b>
	1	1:24.80	1:23.77	1:20.17	1:20.04	1:25.69	1:28.48				
<b>42</b>	<b>Simon BROWN</b>										
	<b>Lap</b>	<b>1</b>	<b>2</b>	<b>3</b>	<b>4</b>	<b>5</b>	<b>6</b>	<b>7</b>	<b>8</b>	<b>9</b>	<b>10</b>
	1	1:02.90	1:03.49	1:21.10	1:05.83	1:03.50	1:01.36	1:09.12			
<b>51</b>	<b>Alan CROFT</b>										
	<b>Lap</b>	<b>1</b>	<b>2</b>	<b>3</b>	<b>4</b>	<b>5</b>	<b>6</b>	<b>7</b>	<b>8</b>	<b>9</b>	<b>10</b>
	1	1:15.65	1:14.58	1:13.13	1:12.87	1:14.14	1:11.77	1:13.44	1:16.00		
<b>53</b>	<b>Iain ROWLEY</b>										
	<b>Lap</b>	<b>1</b>	<b>2</b>	<b>3</b>	<b>4</b>	<b>5</b>	<b>6</b>	<b>7</b>	<b>8</b>	<b>9</b>	<b>10</b>
	1	1:06.72									
<b>57</b>	<b>Richard BISHOP-MILLER</b>										
	<b>Lap</b>	<b>1</b>	<b>2</b>	<b>3</b>	<b>4</b>	<b>5</b>	<b>6</b>	<b>7</b>	<b>8</b>	<b>9</b>	<b>10</b>
	1	1:16.40	1:31.20	1:36.09	1:34.62						
<b>59</b>	<b>Xavier KINGSLAND</b>										
	<b>Lap</b>	<b>1</b>	<b>2</b>	<b>3</b>	<b>4</b>	<b>5</b>	<b>6</b>	<b>7</b>	<b>8</b>	<b>9</b>	<b>10</b>
	1	1:06.68	1:07.75	1:09.06	1:06.19	1:05.76	1:06.20	1:06.04	1:06.82	1:06.30	
<b>65</b>	<b>Richard DE LA ROCHE</b>										
	<b>Lap</b>	<b>1</b>	<b>2</b>	<b>3</b>	<b>4</b>	<b>5</b>	<b>6</b>	<b>7</b>	<b>8</b>	<b>9</b>	<b>10</b>
	1	1:04.95	1:05.30	1:05.73	1:05.38	1:05.60	1:05.01	1:05.41	1:06.34	1:08.69	
<b>67</b>	<b>Gordon RUSSELL</b>										
	<b>Lap</b>	<b>1</b>	<b>2</b>	<b>3</b>	<b>4</b>	<b>5</b>	<b>6</b>	<b>7</b>	<b>8</b>	<b>9</b>	<b>10</b>
	1	1:04.57	1:04.38	1:02.84	1:01.38						
<b>89</b>	<b>Shirley MONRO</b>										
	<b>Lap</b>	<b>1</b>	<b>2</b>	<b>3</b>	<b>4</b>	<b>5</b>	<b>6</b>	<b>7</b>	<b>8</b>	<b>9</b>	<b>10</b>
	1	1:11.95	1:10.80	1:08.20	1:06.99	1:08.08	1:08.16	1:07.22	1:08.37		
<b>91</b>	<b>Rodney DELVES</b>										
	<b>Lap</b>	<b>1</b>	<b>2</b>	<b>3</b>	<b>4</b>	<b>5</b>	<b>6</b>	<b>7</b>	<b>8</b>	<b>9</b>	<b>10</b>
	1	1:05.63	1:05.19	1:04.44	1:05.49	1:05.12	1:05.06	1:04.15	1:04.75	1:04.07	

---

**92 Steven JEFFORDS**

Lap	1	2	3	4	5	6	7	8	9	10
1	1:21.89	1:20.57	1:20.28	1:19.13	1:16.20	1:17.59	1:18.19			

---

**93 Rudolf ERNST**

Lap	1	2	3	4	5	6	7	8	9	10
1	1:20.52	1:16.18	1:20.02	1:12.80	1:11.65	1:12.56				

---

**153 Paul HEWES**

Lap	1	2	3	4	5	6	7	8	9	10
1	1:14.04	1:16.92	1:17.54	1:15.14	1:15.53	1:15.10	1:13.60			



# The Vintage Sports-Car Club

## PRACTICE SESSION 7

### PROVISIONAL RESULT - PRE-WAR CARS

PI	No	CI	Name	Car	Laps	Time on Lap	Behind	MPH
1	97		Tony SEBER	Wolseley Hornet Special	8	1:03.52	7	76.51
2	18		Julian GRIMWADE	Frazer Nash Single Seat	8	1:06.04	3 02.52	73.59
3	54		Andrew KELLOCK	Fiat AC	8	1:06.56	7 03.04	73.02
4	48		Mike PAINTER	MG Kayne	7	1:06.59	6 03.07	72.98
5	68		Harry PAINTER	MG PA 2Str	7	1:06.59	6 03.07	72.98
6	69		Richard ILIFFE	Riley Elf	4	1:06.93	4 03.41	72.61
7	195		Nick HAYWARD-COOK	Riley 9 Monoposto	3	1:08.28	2 04.76	71.18
8	71		Bill CLEYNDERT	Wolseley Hornet Special	8	1:09.33	4 05.81	70.10
9	291		David JOHNSON	Frazer Nash Colmore	8	1:10.10	4 06.58	69.33
10	62		Peter BUTLER	Bentley 3/4 1/2 Litre	7	1:11.81	1 08.29	67.68
11	83		Chris JACKSON	Alvis Firefly Special	7	1:12.01	7 08.49	67.49
12	200		Stephen ARCHER	Aston Martin Ulster	7	1:12.41	1 08.89	67.12
13	101		James RICKETTS	Austin 7 Monoposto	7	1:12.48	6 08.96	67.05
14	151		Anthony FENWICK-WILSON	Railton LS Tourer	7	1:12.78	1 09.26	66.78
15	73		Alastair PUGH	Frazer Nash/BMW 328	7	1:14.21	6 10.69	65.49
16	82		Clive TEMPLE	Riley Brooklands	7	1:15.52	3 12.00	64.35
17	290		Andrew BAKER	Riley Brooklands	6	1:15.56	4 12.04	64.32
18	128		Tim PARKER	Lagonda 2 Litre Sml	7	1:18.51	7 14.99	61.90
19	144		Adrian MOORE	MG F Type	6	1:21.23	5 17.71	59.83
20	102		Hamish McNINCH	MG PA 2Str	6	1:21.47	6 17.95	59.65
21	136		William COLLEDGE	Wolseley Hornet Special	7	1:23.11	3 19.59	58.48
22	145		Andy KING	MG J4 Rep	6	1:29.61	6 26.09	54.24

#### Not-Seen

194 David BIRNAGE Austin 7 Ulster

Cars 73, 144, 145 & 290 - Please fit working transponder

Start Time : 11:35

Mallory Park

22 Aug 15 11:55

Clerk of Course:

Time Issued:

Chief Timekeeper:

THESE RESULTS ARE PROVISIONAL UNTIL THE CONCLUSION OF ANY JUDICIAL AND TECHNICAL MATTERS

HS Sports Timing and Results Systems - Results and Lap Times at [www.hssports.co.uk](http://www.hssports.co.uk)

# PRACTICE SESSION 7

## LAP TIMES - PRE-WAR CARS

---

**18 Julian GRIMWADE**

Lap	1	2	3	4	5	6	7	8	9	10
1	1:07.96	1:14.03	1:06.04	1:07.17	1:09.99	1:06.72	1:07.10	1:10.61		

---

**48 Mike PAINTER**

Lap	1	2	3	4	5	6	7	8	9	10
1	1:19.04	1:10.97	1:08.22	1:14.76	1:12.05	1:06.59	1:08.84			

---

**54 Andrew KELLOCK**

Lap	1	2	3	4	5	6	7	8	9	10
1	1:09.69	1:10.27	1:08.52	1:07.18	1:07.48	1:08.45	1:06.56	1:07.89		

---

**62 Peter BUTLER**

Lap	1	2	3	4	5	6	7	8	9	10
1	1:11.81	1:18.70	1:15.12	1:17.17	1:12.50	1:16.81	1:14.13			

---

**68 Harry PAINTER**

Lap	1	2	3	4	5	6	7	8	9	10
1	1:13.28	1:10.61	1:09.48	1:14.40	1:15.36	1:06.59	1:13.51			

---

**69 Richard ILIFFE**

Lap	1	2	3	4	5	6	7	8	9	10
1	1:07.39	1:10.75	1:07.78	1:06.93						

---

**71 Bill CLEYNDERT**

Lap	1	2	3	4	5	6	7	8	9	10
1	1:11.37	1:17.99	1:11.62	1:09.33	1:10.82	1:10.45	1:10.90	1:14.77		

---

**73 Alastair PUGH**

Lap	1	2	3	4	5	6	7	8	9	10
1	1:21.53	1:18.85	1:18.40	1:14.24	1:14.69	1:14.21	1:16.98			

---

**82 Clive TEMPLE**

Lap	1	2	3	4	5	6	7	8	9	10
1	1:19.94	1:24.70	1:15.52	1:16.83	1:15.80	1:16.89	1:15.93			

---

**83 Chris JACKSON**

Lap	1	2	3	4	5	6	7	8	9	10
1	1:13.89	1:19.42	1:16.77	1:14.75	1:12.90	1:14.22	1:12.01			

---

**97 Tony SEBER**

Lap	1	2	3	4	5	6	7	8	9	10
1	1:07.78	1:05.29	1:05.12	1:04.33	1:04.66	1:05.71	1:03.52	1:04.93		

---

**101 James RICKETTS**

Lap	1	2	3	4	5	6	7	8	9	10
1	1:13.62	1:15.01	1:14.80	1:12.68	1:14.83	1:12.48	1:15.30			

---

**102 Hamish McNINCH**

Lap	1	2	3	4	5	6	7	8	9	10
1	1:30.48	1:24.47	1:22.90	1:22.25	1:21.98	1:21.47				

<b>128</b>	<b>Tim PARKER</b>									
<b>Lap</b>	<b>1</b>	<b>2</b>	<b>3</b>	<b>4</b>	<b>5</b>	<b>6</b>	<b>7</b>	<b>8</b>	<b>9</b>	<b>10</b>
1	1:19.79	1:19.62	1:19.33	1:18.83	1:19.85	1:18.70	1:18.51			
<b>136</b>	<b>William COLLEDGE</b>									
<b>Lap</b>	<b>1</b>	<b>2</b>	<b>3</b>	<b>4</b>	<b>5</b>	<b>6</b>	<b>7</b>	<b>8</b>	<b>9</b>	<b>10</b>
1	1:23.47	1:31.53	1:23.11	1:25.02	1:23.44	1:26.15	1:24.62			
<b>144</b>	<b>Adrian MOORE</b>									
<b>Lap</b>	<b>1</b>	<b>2</b>	<b>3</b>	<b>4</b>	<b>5</b>	<b>6</b>	<b>7</b>	<b>8</b>	<b>9</b>	<b>10</b>
1	1:25.77	1:21.94	1:21.54	1:22.56	1:21.23	1:24.04				
<b>145</b>	<b>Andy KING</b>									
<b>Lap</b>	<b>1</b>	<b>2</b>	<b>3</b>	<b>4</b>	<b>5</b>	<b>6</b>	<b>7</b>	<b>8</b>	<b>9</b>	<b>10</b>
1	1:44.75	1:33.41	1:31.84	1:31.31	1:32.29	1:29.61				
<b>151</b>	<b>Anthony FENWICK-WILSON</b>									
<b>Lap</b>	<b>1</b>	<b>2</b>	<b>3</b>	<b>4</b>	<b>5</b>	<b>6</b>	<b>7</b>	<b>8</b>	<b>9</b>	<b>10</b>
1	1:12.78	1:17.54	1:16.20	1:12.98	1:15.27	1:14.51	1:16.05			
<b>195</b>	<b>Nick HAYWARD-COOK</b>									
<b>Lap</b>	<b>1</b>	<b>2</b>	<b>3</b>	<b>4</b>	<b>5</b>	<b>6</b>	<b>7</b>	<b>8</b>	<b>9</b>	<b>10</b>
1	1:12.30	1:08.28	1:15.66							
<b>200</b>	<b>Stephen ARCHER</b>									
<b>Lap</b>	<b>1</b>	<b>2</b>	<b>3</b>	<b>4</b>	<b>5</b>	<b>6</b>	<b>7</b>	<b>8</b>	<b>9</b>	<b>10</b>
1	1:12.41	1:19.61	1:15.88	1:15.98	1:13.24	1:15.27	1:14.05			
<b>290</b>	<b>Andrew BAKER</b>									
<b>Lap</b>	<b>1</b>	<b>2</b>	<b>3</b>	<b>4</b>	<b>5</b>	<b>6</b>	<b>7</b>	<b>8</b>	<b>9</b>	<b>10</b>
1	1:24.61	1:15.75	1:16.72	1:15.56	1:16.71	1:17.24				
<b>291</b>	<b>David JOHNSON</b>									
<b>Lap</b>	<b>1</b>	<b>2</b>	<b>3</b>	<b>4</b>	<b>5</b>	<b>6</b>	<b>7</b>	<b>8</b>	<b>9</b>	<b>10</b>
1	1:13.13	1:14.05	1:11.37	1:10.10	1:11.36	1:12.38	1:10.83	1:11.96		



## The Vintage Sports-Car Club

### RACE 1 – MALLORY PARK TROPHY FOR SPECIAL PRE-WAR SPORTS-CARS (VSCC SET 4)

#### RESULT

Pl	No	Cl	Name	Car	Lap	Time	Behind	MPH	Best Lap on	MPH	Handicap
1	10		Jonathan COBB	Frazer Nash Ford	10	10:46.42		75.18	1:02.85	10	77.33
2	47		Richard ILIFFE	Riley Kestrel 12/4 Spl	10	11:02.95	16.53	73.31	1:04.77	7	75.03
3	40		Charles JONES	MG L Magna	10	11:11.03	24.61	72.43	1:05.53	6	74.16
4	45		Greg LERIGO	Riley Special	10	11:15.48	29.06	71.95	1:04.72	2	75.09 28.28
5	72		Malcolm UNDERWOOD	Delahaye 135	10	11:25.11	38.69	70.94	1:07.03	2	72.50 14.81
6	64		Christopher BATTY	Frazer Nash Super Sports	10	11:29.62	43.20	70.47	1:07.53	9	71.97 14.32
7	98		Ian STANDING	Riley 12/4 Special	10	11:47.15	1:00.73	68.73	1:08.70	6	70.74 20.15
8	109		James WHITMORE	Riley 12/4 Special	9	10:46.66	1 Lap	67.64	1:09.93	7	69.50 17.29
9	66		David DANIELS	Riley Grebe Replica	9	10:51.89	1 Lap	67.10	1:09.37	2	70.06 27.56
10	149		Marcus FRIEDER	Riley 12/4	9	11:15.31	1 Lap	64.77	1:13.46	2	66.16 14.17 *
11	105		Steve ALLEN	Bentley 4¼	9	11:34.52	1 Lap	62.98	1:13.92	2	65.75 29.24

#### Awards:

#### 1st Place & Winner of the Mallory Park Trophy, 1st Vintage Car and 1st Car over 3000cc:

10 Jonathan COBB Frazer Nash Ford

2<sup>nd</sup> 47 Richard ILIFFE Riley Kestrel 12/4 Spl (& 1<sup>st</sup> Car 1101-2000cc)


3<sup>rd</sup> 40 Charles JONES MG L Magna

#### Winner on Handicap:


149 Marcus FRIEDER Riley 12/4

Competitor 46, Tim Kneller, excluded from the meeting






# RACE GRID



## MALLORY PARK TROPHY FOR SPECIAL PRE-WAR SPORTS CARS

### RACE 1

ROW 8			
ROW 7	<b>149</b> 01:15.820 Marcus FRIEDER		
ROW 6		<b>109</b> 01:13.350 James WHITMORE	<b>105</b> 01:14.530 Steve ALLEN
ROW 5	<b>98</b> 01:09.700 Ian STANDING	<b>66</b> 01:09.840 David DANIELS	
ROW 4		<b>70</b> 01:08.360 Jeffrey EDWARDS	<b>64</b> 01:09.190 Christopher BATTY
ROW 3	<b>45</b> 01:06.650 Greg LERIGO	<b>72</b> 01:07.890 Malcolm UNDERWOOD	
ROW 2		<b>40</b> 01:06.390 Charles JONES	<b>47</b> 01:06.520 Richard ILIFFE
ROW 1	<b>10</b> 01:02.160 Jonathan COBB	<b>46</b> 01:05.080 Tim KNELLER	
<b>POLE</b>			
			

# MALLORY PARK TROPHY FOR SPECIAL PRE-WAR SPORTS CARS

## LAP TIMES - RACE 1

<b>10</b>	<b>Jonathan COBB</b>										
	<b>Lap</b>	<b>1</b>	<b>2</b>	<b>3</b>	<b>4</b>	<b>5</b>	<b>6</b>	<b>7</b>	<b>8</b>	<b>9</b>	<b>10</b>
	1	1:07.99	1:03.70	1:03.50	1:06.35	1:03.93	1:03.98	1:03.43	1:06.23	1:04.46	1:02.85
<b>40</b>	<b>Charles JONES</b>										
	<b>Lap</b>	<b>1</b>	<b>2</b>	<b>3</b>	<b>4</b>	<b>5</b>	<b>6</b>	<b>7</b>	<b>8</b>	<b>9</b>	<b>10</b>
	1	1:11.79	1:06.49	1:05.95	1:06.72	1:06.13	1:05.53	1:06.27	1:06.13	1:07.73	1:08.29
<b>45</b>	<b>Greg LERIGO</b>										
	<b>Lap</b>	<b>1</b>	<b>2</b>	<b>3</b>	<b>4</b>	<b>5</b>	<b>6</b>	<b>7</b>	<b>8</b>	<b>9</b>	<b>10</b>
	1	1:18.30	1:04.72	1:07.09	1:07.03	1:07.15	1:05.28	1:06.69	1:06.24	1:06.62	1:06.36
<b>46</b>	<b>Tim KNELLER</b>										
	<b>Lap</b>	<b>1</b>	<b>2</b>	<b>3</b>	<b>4</b>	<b>5</b>	<b>6</b>	<b>7</b>	<b>8</b>	<b>9</b>	<b>10</b>
	1	1:10.95	1:04.66	1:04.26	1:04.53	1:04.25	1:04.53	1:04.66	1:03.75	1:03.70	1:04.18
<b>47</b>	<b>Richard ILIFFE</b>										
	<b>Lap</b>	<b>1</b>	<b>2</b>	<b>3</b>	<b>4</b>	<b>5</b>	<b>6</b>	<b>7</b>	<b>8</b>	<b>9</b>	<b>10</b>
	1	1:12.32	1:05.97	1:06.27	1:05.35	1:05.81	1:05.18	1:04.77	1:05.78	1:05.46	1:06.04
<b>64</b>	<b>Christopher BATTY</b>										
	<b>Lap</b>	<b>1</b>	<b>2</b>	<b>3</b>	<b>4</b>	<b>5</b>	<b>6</b>	<b>7</b>	<b>8</b>	<b>9</b>	<b>10</b>
	1	1:16.23	1:08.37	1:08.31	1:08.80	1:07.85	1:07.70	1:08.14	1:08.05	1:07.53	1:08.64
<b>66</b>	<b>David DANIELS</b>										
	<b>Lap</b>	<b>1</b>	<b>2</b>	<b>3</b>	<b>4</b>	<b>5</b>	<b>6</b>	<b>7</b>	<b>8</b>	<b>9</b>	<b>10</b>
	1	1:18.30	1:09.37	1:11.09	1:09.93	1:10.66	1:12.60	1:13.50	1:12.93	1:13.51	
<b>70</b>	<b>Jeffrey EDWARDS</b>										
	<b>Lap</b>	<b>1</b>	<b>2</b>	<b>3</b>	<b>4</b>	<b>5</b>	<b>6</b>	<b>7</b>	<b>8</b>	<b>9</b>	<b>10</b>
	1	1:15.39	1:06.86	1:07.44							
<b>72</b>	<b>Malcolm UNDERWOOD</b>										
	<b>Lap</b>	<b>1</b>	<b>2</b>	<b>3</b>	<b>4</b>	<b>5</b>	<b>6</b>	<b>7</b>	<b>8</b>	<b>9</b>	<b>10</b>
	1	1:14.57	1:07.03	1:07.29	1:07.15	1:07.51	1:08.26	1:08.01	1:08.51	1:08.61	1:08.17
<b>98</b>	<b>Ian STANDING</b>										
	<b>Lap</b>	<b>1</b>	<b>2</b>	<b>3</b>	<b>4</b>	<b>5</b>	<b>6</b>	<b>7</b>	<b>8</b>	<b>9</b>	<b>10</b>
	1	1:22.37	1:09.05	1:09.39	1:10.11	1:08.93	1:08.70	1:09.26	1:09.20	1:10.45	1:09.69
<b>105</b>	<b>Steve ALLEN</b>										
	<b>Lap</b>	<b>1</b>	<b>2</b>	<b>3</b>	<b>4</b>	<b>5</b>	<b>6</b>	<b>7</b>	<b>8</b>	<b>9</b>	<b>10</b>
	1	1:23.42	1:13.92	1:14.88	1:14.02	1:16.45	1:16.97	1:17.84	1:18.71	1:18.31	
<b>109</b>	<b>James WHITMORE</b>										
	<b>Lap</b>	<b>1</b>	<b>2</b>	<b>3</b>	<b>4</b>	<b>5</b>	<b>6</b>	<b>7</b>	<b>8</b>	<b>9</b>	<b>10</b>
	1	1:19.35	1:09.97	1:10.11	1:10.05	1:10.13	1:12.40	1:09.93	1:12.33	1:12.39	
<b>149</b>	<b>Marcus FRIEDER</b>										
	<b>Lap</b>	<b>1</b>	<b>2</b>	<b>3</b>	<b>4</b>	<b>5</b>	<b>6</b>	<b>7</b>	<b>8</b>	<b>9</b>	<b>10</b>
	1	1:22.95	1:13.46	1:14.23	1:13.99	1:14.46	1:14.13	1:14.48	1:13.74	1:13.87	

# Lap Chart

## MALLORY PARK TROPHY FOR SPECIAL PRE-WAR SPORTS CARS - RACE 1

Lap 1		Lap 2		Lap 3		Lap 4		Lap 5		Lap 6		Lap 7		Lap 8		Lap 9		Lap 10	
No	Time	No	Time	No	Time	No	Time	No	Time	No	Time	No	Time	No	Time	No	Time	No	Time
10	1:07.99	10	2:11.69	10	3:15.19	10	4:21.54	10	5:25.47	10	6:29.45	10	7:32.88	10	8:39.11	10	9:43.57	10	10:46.42
46	1:10.95	46	2:15.61	46	3:19.87	46	4:24.40	46	5:28.65	46	6:33.18	149	7:33.22 *1	46	8:41.59	46	9:45.29	109	10:46.66 *1
40	1:11.79	40	2:18.28	40	3:24.23	47	4:29.91	47	5:35.72	47	6:40.90	46	7:37.84	149	8:47.70 *1	47	9:56.91	46	10:49.47
47	1:12.32	47	2:18.29	47	3:24.56	40	4:30.95	40	5:37.08	40	6:42.61	105	7:39.66 *1	47	8:51.45	149	10:01.44 *1	66	10:51.89 *1
72	1:14.57	72	2:21.60	72	3:28.89	72	4:36.04	72	5:43.55	45	6:49.57	47	7:45.67	40	8:55.01	40	10:02.74	47	11:02.95
70	1:15.39	70	2:22.25	70	3:29.69	45	4:37.14	45	5:44.29	72	6:51.81	40	7:48.88	105	8:57.50 *1	45	10:09.12	40	11:11.03
64	1:16.23	45	2:23.02	45	3:30.11	64	4:41.71	64	5:49.56	64	6:57.26	45	7:56.26	45	9:02.50	105	10:16.21 *1	149	11:15.31 *1
66	1:18.30	64	2:24.60	64	3:32.91	66	4:48.69	66	5:59.35	98	7:08.55	72	7:59.82	72	9:08.33	72	10:16.94	45	11:15.48
45	1:18.30	66	2:27.67	66	3:38.76	109	4:49.48	109	5:59.61	66	7:11.95	64	8:05.40	64	9:13.45	64	10:20.98	72	11:25.11
109	1:19.35	109	2:29.32	109	3:39.43	98	4:50.92	98	5:59.85	109	7:12.01	98	8:17.81	98	9:27.01	98	10:37.46	64	11:29.62
98	1:22.37	98	2:31.42	98	3:40.81	149	5:04.63	149	6:19.09			109	8:21.94	109	9:34.27			105	11:34.52 *1
149	1:22.95	149	2:36.41	149	3:50.64	105	5:06.24	105	6:22.69			66	8:25.45	66	9:38.38			98	11:47.15
105	1:23.42	105	2:37.34	105	3:52.22														



## The Vintage Sports-Car Club

### RACE 2 – BOB GERARD MEMORIAL TROPHY FOR PRE-1961 RACING CARS (VSCC SET 2)

#### RESULT

Pl	No	Cl	Name	Car	Lap	Time	Behind	MPH	Best Lap on	MPH	Handicap
1	1		Frederick HARPER	Kurtis Indy-Roadster	21	20:10.34		84.32	54.75	9	88.77
2	29	B	Duncan RICKETTS	Alta 2 Litre	21	20:18.55	8.21	83.76	56.78	4	85.59
3	38		Matt RICKETTS	Cooper Type 41	20	20:36.16	1 Lap	78.63	59.41	9	81.80
4	3	B	Robert COBDEN	Riley Falcon Special	20	20:46.53	1 Lap	77.98	1:01.02	6	79.65 26.13 *
5	24	B	Steve RUSSELL	Cooper Bristol MkII	17	20:17.26	4 Laps	67.87	57.41	2	84.65 241.29

#### Awards:

##### Race Winner:

1 Frederick HARPER Kurtis Indy-Roadster

##### 2<sup>nd</sup> Overall & Winner of the Bob Gerard Memorial Trophy:

29 Duncan RICKETTS Alta 2 Litre  
 3<sup>rd</sup> 38 Matt RICKETTS Cooper Type 41

##### First Post-war F2 Car & Winner of the Robert Ashley Trophy:

24 Steve RUSSELL Cooper Bristol MkII

##### Winner on Handicap:

3 Robert COBDEN Riley Falcon Special


Competitor 146, Tim Kneller, excluded from the meeting

# RACE GRID

## BOB GERARD MEMORIAL TROPHY FOR PRE 1961 RACING CARS

### RACE 2

ROW 8	<b>55</b> 01:07.590 Thomas HARDMAN	<b>19</b> - Ralf EMMERLING
ROW 7	<b>30</b> 01:05.190 Tony LEES	<b>146</b> 01:05.470 Tim KNELLER
ROW 6	<b>192</b> 01:03.060 Christian PEDERSEN	<b>49</b> 01:03.610 Julian WILTON
ROW 5	<b>9</b> 01:01.250 John CHISHOLM	<b>28</b> 01:02.060 Pete CANDY
ROW 4	<b>38</b> 01:00.640 Matt RICKETTS	<b>3</b> 01:01.190 Robert COBDEN
ROW 3	<b>32</b> 00:59.660 Robert CARR	<b>20</b> 01:00.300 Tim GREENHILL
ROW 2	<b>2</b> 00:57.380 Nicholas TOPLISS	<b>24</b> 00:58.030 Steve RUSSELL
ROW 1	<b>1</b> 00:55.640 Frederick HARPER	<b>29</b> 00:57.280 Duncan RICKETTS
<b>POLE</b>		



# BOB GERARD MEMORIAL TROPHY FOR PRE 1961 RACING CARS

## LAP TIMES - RACE 2

<b>1</b>	<b>Frederick HARPER</b>									
<b>Lap</b>	<b>1</b>	<b>2</b>	<b>3</b>	<b>4</b>	<b>5</b>	<b>6</b>	<b>7</b>	<b>8</b>	<b>9</b>	<b>10</b>
1	1:00.48	56.31	56.82	56.54	58.08	56.00	56.93	57.77	54.75	56.06
11	56.58	56.55	57.31	58.89	58.97	59.14	58.93	58.26	58.96	58.25
21	58.76									
<b>2</b>	<b>Nicholas TOPLISS</b>									
<b>Lap</b>	<b>1</b>	<b>2</b>	<b>3</b>	<b>4</b>	<b>5</b>	<b>6</b>	<b>7</b>	<b>8</b>	<b>9</b>	<b>10</b>
1	1:02.22	57.48	57.11	57.02	57.13	56.92	56.66	56.71	56.84	59.16
<b>3</b>	<b>Robert COBDEN</b>									
<b>Lap</b>	<b>1</b>	<b>2</b>	<b>3</b>	<b>4</b>	<b>5</b>	<b>6</b>	<b>7</b>	<b>8</b>	<b>9</b>	<b>10</b>
1	1:06.50	1:01.15	1:01.37	1:02.41	1:01.10	1:01.02	1:01.94	1:02.80	1:01.82	1:01.34
11	1:02.45	1:02.25	1:04.81	1:03.92	1:01.38	1:01.28	1:01.13	1:02.15	1:02.58	1:03.13
<b>20</b>	<b>Tim GREENHILL</b>									
<b>Lap</b>	<b>1</b>	<b>2</b>	<b>3</b>	<b>4</b>	<b>5</b>	<b>6</b>	<b>7</b>	<b>8</b>	<b>9</b>	<b>10</b>
1	1:10.36	1:03.09								
<b>24</b>	<b>Steve RUSSELL</b>									
<b>Lap</b>	<b>1</b>	<b>2</b>	<b>3</b>	<b>4</b>	<b>5</b>	<b>6</b>	<b>7</b>	<b>8</b>	<b>9</b>	<b>10</b>
1	1:04.46	57.41	57.66	57.77	57.58	57.95	58.70	4:42.13	57.88	58.12
11	57.99	58.14	57.67	58.05	58.77	58.81	58.17			
<b>28</b>	<b>Pete CANDY</b>									
<b>Lap</b>	<b>1</b>	<b>2</b>	<b>3</b>	<b>4</b>	<b>5</b>	<b>6</b>	<b>7</b>	<b>8</b>	<b>9</b>	<b>10</b>
1	1:08.57	1:01.79	1:01.82	1:01.84	1:01.34	1:19.62				
<b>29</b>	<b>Duncan RICKETTS</b>									
<b>Lap</b>	<b>1</b>	<b>2</b>	<b>3</b>	<b>4</b>	<b>5</b>	<b>6</b>	<b>7</b>	<b>8</b>	<b>9</b>	<b>10</b>
1	1:03.47	57.78	57.08	56.78	56.91	57.06	57.68	59.53	57.55	57.36
11	57.58	58.05	57.56	57.37	58.48	58.29	57.70	57.91	57.94	58.28
21	58.19									
<b>38</b>	<b>Matt RICKETTS</b>									
<b>Lap</b>	<b>1</b>	<b>2</b>	<b>3</b>	<b>4</b>	<b>5</b>	<b>6</b>	<b>7</b>	<b>8</b>	<b>9</b>	<b>10</b>
1	1:11.31	1:00.31	1:01.10	1:01.72	1:01.33	1:06.69	1:04.22	59.90	59.41	59.60
11	1:00.57	1:00.54	1:01.44	1:01.87	1:00.76	1:00.00	1:00.22	1:00.87	1:01.38	1:02.92
<b>49</b>	<b>Julian WILTON</b>									
<b>Lap</b>	<b>1</b>	<b>2</b>	<b>3</b>	<b>4</b>	<b>5</b>	<b>6</b>	<b>7</b>	<b>8</b>	<b>9</b>	<b>10</b>
1	1:10.71	1:03.28	1:01.38	1:01.04	1:00.02					
<b>55</b>	<b>Thomas HARDMAN</b>									
<b>Lap</b>	<b>1</b>	<b>2</b>	<b>3</b>	<b>4</b>	<b>5</b>	<b>6</b>	<b>7</b>	<b>8</b>	<b>9</b>	<b>10</b>
1	1:14.41	1:04.68	1:03.75	1:05.63	1:04.63	1:05.20	1:08.56	1:06.07	1:06.17	1:06.34
11	1:06.86	1:06.32								
<b>146</b>	<b>Tim KNELLER</b>									
<b>Lap</b>	<b>1</b>	<b>2</b>	<b>3</b>	<b>4</b>	<b>5</b>	<b>6</b>	<b>7</b>	<b>8</b>	<b>9</b>	<b>10</b>

1	1:16.18	1:04.84	1:04.17	1:05.77	1:05.88	1:05.62	1:08.98	1:06.81	1:05.27	1:06.27
11	1:06.11	1:06.35	1:07.03	1:06.47	1:05.33	1:05.96	1:05.99	1:05.98	1:04.78	

---

**192 Christian PEDERSEN**

<b>Lap</b>	<b>1</b>	<b>2</b>	<b>3</b>	<b>4</b>	<b>5</b>	<b>6</b>	<b>7</b>	<b>8</b>	<b>9</b>	<b>10</b>
1	1:11.58	1:02.84	1:01.77	1:01.54	1:04.80					

# Lap Chart

## BOB GERARD MEMORIAL TROPHY FOR PRE 1961 RACING CARS - RACE 2

Lap 1		Lap 2		Lap 3		Lap 4		Lap 5		Lap 6		Lap 7		Lap 8		Lap 9		Lap 10	
No	Time	No	Time	No	Time	No	Time	No	Time	No	Time	No	Time	No	Time	No	Time	No	Time
1	1:00.48	1	1:56.79	1	2:53.61	1	3:50.15	1	4:48.23	1	5:44.23	1	6:41.16	1	7:38.93	1	8:33.68	1	9:29.74
2	1:02.22	2	1:59.70	2	2:56.81	2	3:53.83	2	4:50.96	2	5:47.88	146	6:42.46 *1	2	7:41.25	2	8:38.09	2	9:37.25
29	1:03.47	29	2:01.25	29	2:58.33	29	3:55.11	29	4:52.02	29	5:49.08	2	6:44.54	29	7:46.29	29	8:43.84	29	9:41.20
24	1:04.46	24	2:01.87	24	2:59.53	24	3:57.30	24	4:54.88	24	5:52.83	29	6:46.76	55	7:46.86 *1	55	8:52.93 *1	55	9:59.10 *1
3	1:06.50	3	2:07.65	3	3:09.02	3	4:11.43	3	5:12.53	3	6:13.55	24	6:51.53	146	7:51.44 *1	146	8:58.25 *1	146	10:03.52 *1
28	1:08.57	28	2:10.36	28	3:12.18	28	4:14.02	28	5:15.36	38	6:22.46	3	7:15.49	3	8:18.29	3	9:20.11	3	10:21.45
20	1:10.36	38	2:11.62	38	3:12.72	38	4:14.44	38	5:15.77	28	6:34.98	38	7:26.68	38	8:26.58	38	9:25.99	38	10:25.59
49	1:10.71	20	2:13.45	49	3:15.37	49	4:16.41	49	5:16.43	55	6:38.30								
38	1:11.31	49	2:13.99	192	3:16.19	192	4:17.73	192	5:22.53										
192	1:11.58	192	2:14.42	55	3:22.84	55	4:28.47	55	5:33.10										
55	1:14.41	55	2:19.09	146	3:25.19	146	4:30.96	146	5:36.84										
146	1:16.18	146	2:21.02																



# Lap Chart

## BOB GERARD MEMORIAL TROPHY FOR PRE 1961 RACING CARS - RACE 2

Lap 11		Lap 12		Lap 13		Lap 14		Lap 15		Lap 16		Lap 17		Lap 18		Lap 19		Lap 20	
No	Time	No	Time	No	Time	No	Time	No	Time	No	Time	No	Time	No	Time	No	Time	No	Time
1	10:26.32	1	11:22.87	1	12:20.18	1	13:19.07	1	14:18.04	1	15:17.18	1	16:16.11	1	17:14.37	1	18:13.33	1	19:11.58
29	10:38.78	3	11:23.90 *1	3	12:26.15 *1	146	13:22.25 *2	24	14:27.65 *4	24	15:25.79 *4	24	16:23.46 *4	24	17:21.51 *4	24	18:20.28 *4	24	19:19.09 *4
55	11:05.44 *1	38	11:26.16 *1	38	12:26.70 *1	38	13:28.14 *1	146	14:29.28 *2	29	15:28.53	29	16:26.23	29	17:24.14	29	18:22.08	29	19:20.36
146	11:09.79 *1	24	11:33.66 *4	24	12:31.54 *4	24	13:29.66 *4	38	14:30.01 *1	38	15:30.77 *1	38	16:30.77 *1	38	17:30.99 *1	38	18:31.86 *1	38	19:33.24 *1
		29	11:36.83	29	12:34.39	3	13:30.96 *1	29	14:30.24	146	15:35.75 *2	3	16:37.54 *1	3	17:38.67 *1	3	18:40.82 *1	3	19:43.40 *1
		55	12:12.30 *1	55	13:18.62 *1	29	13:31.76	3	14:34.88 *1	3	15:36.26 *1	146	16:41.08 *2	146	17:47.04 *2	146	18:53.03 *2	146	19:59.01 *2
		146	12:15.90 *1																

# Lap Chart

## BOB GERARD MEMORIAL TROPHY FOR PRE 1961 RACING CARS - RACE 2

Lap 21		Lap 22		Lap 23		Lap 24		Lap 25		Lap 26		Lap 27		Lap 28		Lap 29		Lap 30	
No	Time	No	Time	No	Time	No	Time	No	Time	No	Time	No	Time	No	Time	No	Time	No	Time
1	20:10.34																		
24	20:17.26	*4																	
29	20:18.55																		
38	20:36.16	*1																	
3	20:46.53	*1																	
146	21:03.79	*2																	



## The Vintage Sports-Car Club

### RACE 3 – SHORT HANDICAP RACE FOR PRE-WAR CARS (VSCC SET 6)

#### RESULT

Pl	No	Cl	Name	Car	Lap	Time	Behind	MPH	Best Lap on	MPH	
1	18		Julian GRIMWADE	Frazer Nash Single Seat	6	6:58.16		79.20	58.49	5	83.09
2	8		Justin MAEERS	GN Parker	6	7:15.45	17.29	76.65	59.10	2	82.23
3	151		Anthony FENWICK-WILSON	Railton LS Tourer	6	7:17.25	19.09	66.69	1:10.42	3	69.01
4	71		Bill CLEYNDERT	Wolseley Hornet Special	6	7:17.49	19.33	70.69	1:06.49	5	73.09
5	58		Jo BLAKENEY-EDWARDS	Frazer Nash Super Sports	6	7:18.50	20.34	70.52	1:06.74	4	72.82
6	68		Harry PAINTER	MG PA 2Str	6	7:18.53	20.37	70.51	1:06.36	4	73.24
7	83		Chris JACKSON	Alvis Firefly Special	6	7:23.09	24.93	67.33	1:08.19	6	71.27
8	128		Tim PARKER	Lagonda 2 Litre Sml	6	7:23.26	25.10	60.26	1:16.34	4	63.66
9	70		Jeffrey EDWARDS	Alvis Sports Special	6	7:23.49	25.33	69.68	1:06.76	5	72.80
10	47		Richard ILIFFE	Riley Kestrel 12/4 Spl	6	7:23.69	25.53	70.49	1:05.67	5	74.01
11	45		Greg LERIGO	Riley Special	6	7:23.69	25.53	70.49	1:06.95	5	72.59
12	56		Ralf EMMERLING	Riley Brooklands	6	7:28.47	30.31	69.68	1:06.29	6	73.31
13	50		Mark BRETT	Ballamy-Ford (LMB) V8 Spl	6	7:34.19	36.03	68.74	1:07.89	4	71.59
14	73		Alastair PUGH	Frazer Nash/BMW 328	6	7:36.16	38.00	65.36	1:12.12	6	67.39
15	62		Peter BUTLER	Bentley 3/4½	6	7:37.73	39.57	67.39	1:09.38	6	70.05
16	101		James RICKETTS	Austin 7 Monoposto	6	7:44.55	46.39	66.34	1:10.45	6	68.99
17	88		Norman PEMBERTON	Talbot 95/105	6	7:48.70	50.54	62.21	1:12.31	6	67.21
18	105		Steve ALLEN	Bentley 4¼	6	7:56.87	58.71	61.15	1:16.36	3	63.65

#### Awards:

##### Race Winner:

18	Julian GRIMWADE	Frazer Nash Single Seat
2 <sup>nd</sup>	8 Justin MAEERS	GN Parker
3 <sup>rd</sup>	151 Anthony FENWICK-WILSON	Railton LS Tourer
4 <sup>th</sup>	71 Bill CLEYNDERT	Wolseley Hornet Special

# HANDICAP RACE FOR PRE-WAR CARS (VSCC SET 6)

## LAP TIMES - RACE 3

<b>8</b>	<b>Justin MAEERS</b>										
	<b>Lap</b>	<b>1</b>	<b>2</b>	<b>3</b>	<b>4</b>	<b>5</b>	<b>6</b>	<b>7</b>	<b>8</b>	<b>9</b>	<b>10</b>
	1	2:04.53	59.10	1:02.61	1:03.08	1:00.86	1:05.27				
<b>18</b>	<b>Julian GRIMWADE</b>										
	<b>Lap</b>	<b>1</b>	<b>2</b>	<b>3</b>	<b>4</b>	<b>5</b>	<b>6</b>	<b>7</b>	<b>8</b>	<b>9</b>	<b>10</b>
	1	1:58.22	59.52	1:02.79	1:00.16	58.49	58.98				
<b>45</b>	<b>Greg LERIGO</b>										
	<b>Lap</b>	<b>1</b>	<b>2</b>	<b>3</b>	<b>4</b>	<b>5</b>	<b>6</b>	<b>7</b>	<b>8</b>	<b>9</b>	<b>10</b>
	1	1:45.50	1:07.18	1:08.44	1:08.34	1:06.95	1:07.28				
<b>47</b>	<b>Richard ILIFFE</b>										
	<b>Lap</b>	<b>1</b>	<b>2</b>	<b>3</b>	<b>4</b>	<b>5</b>	<b>6</b>	<b>7</b>	<b>8</b>	<b>9</b>	<b>10</b>
	1	1:44.69	1:07.41	1:09.25	1:09.99	1:05.67	1:06.68				
<b>50</b>	<b>Mark BRETT</b>										
	<b>Lap</b>	<b>1</b>	<b>2</b>	<b>3</b>	<b>4</b>	<b>5</b>	<b>6</b>	<b>7</b>	<b>8</b>	<b>9</b>	<b>10</b>
	1	1:47.32	1:10.04	1:08.49	1:07.89	1:10.72	1:09.73				
<b>56</b>	<b>Ralf EMMERLING</b>										
	<b>Lap</b>	<b>1</b>	<b>2</b>	<b>3</b>	<b>4</b>	<b>5</b>	<b>6</b>	<b>7</b>	<b>8</b>	<b>9</b>	<b>10</b>
	1	1:46.23	1:09.76	1:08.14	1:08.24	1:09.81	1:06.29				
<b>58</b>	<b>Jo BLAKENEY-EDWARDS</b>										
	<b>Lap</b>	<b>1</b>	<b>2</b>	<b>3</b>	<b>4</b>	<b>5</b>	<b>6</b>	<b>7</b>	<b>8</b>	<b>9</b>	<b>10</b>
	1	1:38.29	1:08.31	1:07.31	1:06.74	1:07.62	1:10.23				
<b>62</b>	<b>Peter BUTLER</b>										
	<b>Lap</b>	<b>1</b>	<b>2</b>	<b>3</b>	<b>4</b>	<b>5</b>	<b>6</b>	<b>7</b>	<b>8</b>	<b>9</b>	<b>10</b>
	1	1:43.64	1:12.46	1:10.12	1:12.26	1:09.87	1:09.38				
<b>66</b>	<b>David DANIELS</b>										
	<b>Lap</b>	<b>1</b>	<b>2</b>	<b>3</b>	<b>4</b>	<b>5</b>	<b>6</b>	<b>7</b>	<b>8</b>	<b>9</b>	<b>10</b>
	1	1:19.18	1:10.95	1:12.19	1:19.55						
<b>68</b>	<b>Harry PAINTER</b>										
	<b>Lap</b>	<b>1</b>	<b>2</b>	<b>3</b>	<b>4</b>	<b>5</b>	<b>6</b>	<b>7</b>	<b>8</b>	<b>9</b>	<b>10</b>
	1	1:40.42	1:08.68	1:09.11	1:06.36	1:06.89	1:07.07				
<b>70</b>	<b>Jeffrey EDWARDS</b>										
	<b>Lap</b>	<b>1</b>	<b>2</b>	<b>3</b>	<b>4</b>	<b>5</b>	<b>6</b>	<b>7</b>	<b>8</b>	<b>9</b>	<b>10</b>
	1	1:38.56	1:10.15	1:12.39	1:07.88	1:06.76	1:07.75				
<b>71</b>	<b>Bill CLEYNDERT</b>										
	<b>Lap</b>	<b>1</b>	<b>2</b>	<b>3</b>	<b>4</b>	<b>5</b>	<b>6</b>	<b>7</b>	<b>8</b>	<b>9</b>	<b>10</b>
	1	1:39.16	1:07.94	1:08.00	1:06.89	1:06.49	1:09.01				
<b>73</b>	<b>Alastair PUGH</b>										
	<b>Lap</b>	<b>1</b>	<b>2</b>	<b>3</b>	<b>4</b>	<b>5</b>	<b>6</b>	<b>7</b>	<b>8</b>	<b>9</b>	<b>10</b>
	1	1:30.38	1:13.65	1:14.08	1:12.73	1:13.20	1:12.12				

<b>83</b>	<b>Chris JACKSON</b>									
<b>Lap</b>	<b>1</b>	<b>2</b>	<b>3</b>	<b>4</b>	<b>5</b>	<b>6</b>	<b>7</b>	<b>8</b>	<b>9</b>	<b>10</b>
1	1:29.47	1:14.08	1:10.47	1:11.06	1:09.82	1:08.19				
<b>88</b>	<b>Norman PEMBERTON</b>									
<b>Lap</b>	<b>1</b>	<b>2</b>	<b>3</b>	<b>4</b>	<b>5</b>	<b>6</b>	<b>7</b>	<b>8</b>	<b>9</b>	<b>10</b>
1	1:24.27	1:18.67	1:18.05	1:16.68	1:18.72	1:12.31				
<b>101</b>	<b>James RICKETTS</b>									
<b>Lap</b>	<b>1</b>	<b>2</b>	<b>3</b>	<b>4</b>	<b>5</b>	<b>6</b>	<b>7</b>	<b>8</b>	<b>9</b>	<b>10</b>
1	1:45.14	1:12.47	1:10.99	1:10.57	1:14.93	1:10.45				
<b>105</b>	<b>Steve ALLEN</b>									
<b>Lap</b>	<b>1</b>	<b>2</b>	<b>3</b>	<b>4</b>	<b>5</b>	<b>6</b>	<b>7</b>	<b>8</b>	<b>9</b>	<b>10</b>
1	1:23.25	1:18.10	1:16.36	1:18.96	1:19.20	1:21.00				
<b>128</b>	<b>Tim PARKER</b>									
<b>Lap</b>	<b>1</b>	<b>2</b>	<b>3</b>	<b>4</b>	<b>5</b>	<b>6</b>	<b>7</b>	<b>8</b>	<b>9</b>	<b>10</b>
1		2:11.83	1:17.95	1:16.77	1:16.34	1:20.37				
<b>136</b>	<b>William COLLEDGE</b>									
<b>Lap</b>	<b>1</b>	<b>2</b>	<b>3</b>	<b>4</b>	<b>5</b>	<b>6</b>	<b>7</b>	<b>8</b>	<b>9</b>	<b>10</b>
1	1:35.24									
<b>151</b>	<b>Anthony FENWICK-WILSON</b>									
<b>Lap</b>	<b>1</b>	<b>2</b>	<b>3</b>	<b>4</b>	<b>5</b>	<b>6</b>	<b>7</b>	<b>8</b>	<b>9</b>	<b>10</b>
1	1:19.20	1:13.62	1:10.42	1:12.06	1:10.86	1:11.09				

# Lap Chart

## HANDICAP RACE FOR PRE-WAR CARS (VSCC SET 6) - RACE 3

Lap 1		Lap 2		Lap 3		Lap 4		Lap 5		Lap 6		Lap 7		Lap 8		Lap 9		Lap 10	
No	Time	No	Time	No	Time	No	Time	No	Time	No	Time	No	Time	No	Time	No	Time	No	Time
66	1:19.18	128	2:11.83	128	3:29.78	128	4:46.55	18	5:59.18	18	6:58.16								
151	1:19.20	66	2:30.13	66	3:42.32	151	4:55.30	128	6:02.89	8	7:15.45								
105	1:23.25	151	2:32.82	151	3:43.24	58	5:00.65	151	6:06.16	151	7:17.25								
88	1:24.27	105	2:41.35	58	3:53.91	18	5:00.69	58	6:08.27	71	7:17.49								
83	1:29.47	88	2:42.94	83	3:54.02	66	5:01.87	71	6:08.48	58	7:18.50								
73	1:30.38	83	2:43.55	71	3:55.10	71	5:01.99	8	6:10.18	68	7:18.53								
136	1:35.24	73	2:44.03	105	3:57.71	68	5:04.57	68	6:11.46	83	7:23.09								
58	1:38.29	58	2:46.60	73	3:58.11	83	5:05.08	83	6:14.90	128	7:23.26								
70	1:38.56	71	2:47.10	68	3:58.21	70	5:08.98	70	6:15.74	70	7:23.49								
71	1:39.16	70	2:48.71	18	4:00.53	8	5:09.32	45	6:16.41	47	7:23.69								
68	1:40.42	68	2:49.10	88	4:00.99	45	5:09.46	47	6:17.01	45	7:23.69								
62	1:43.64	47	2:52.10	70	4:01.10	73	5:10.84	56	6:22.18	56	7:28.47								
47	1:44.69	45	2:52.68	45	4:01.12	47	5:11.34	73	6:24.04	50	7:34.19								
101	1:45.14	56	2:55.99	47	4:01.35	56	5:12.37	50	6:24.46	73	7:36.16								
45	1:45.50	62	2:56.10	56	4:04.13	50	5:13.74	62	6:28.35	62	7:37.73								
56	1:46.23	50	2:57.36	50	4:05.85	105	5:16.67	101	6:34.10	101	7:44.55								
50	1:47.32	101	2:57.61	62	4:06.22	88	5:17.67	105	6:35.87	88	7:48.70								
18	1:58.22	18	2:57.74	8	4:06.24	62	5:18.48	88	6:36.39	105	7:56.87								
8	2:04.53	8	3:03.63	101	4:08.60	101	5:19.17												



## The Vintage Sports-Car Club

### RACE 4 – DICK BADDILEY & EDWARDIAN RACING TROPHIES HANDICAP RACE FOR EDWARDIAN CARS

#### RESULT

Pl	No	Cl	Name	Car	Lap	Time	Behind	MPH	Best Lap on	MPH
1	141		Jonathan MILLER	Stutz Bearcat	6	7:58.74		55.39	1:24.21	5 57.71
2	123		Richard SCALDWELL	De Dietrich 130 HP 'Course'	6	7:58.93	0.19	67.98	1:08.62	6 70.82
3	81		Mark WALKER	Darracq 200HP	6	7:59.68	0.94	68.66	1:08.38	3 71.07
4	75		Tony LEES	Vauxhall Viper Special	6	8:00.18	1.44	68.58	1:08.24	6 71.22
5	138		Rob HUBBARD	Sunbeam 16/20	6	8:00.81	2.07	56.41	1:22.75	5 58.73
6	140		Tom WALKER	Hispano-Suiza Alfonso 2Str	6	8:09.87	11.13	52.84	1:27.80	4 55.35
7	139		Tony STEPHENS	Vauxhall A/D Type	6	8:12.87	14.13	52.50	1:29.27	3 54.44
8	125		Clive PRESS	Peugeot 148	6	8:16.37	17.63	59.95	1:19.27	2 61.31
9	150		Gillian CARR	Mors 2 Seater	6	8:19.26	20.52	58.41	1:20.60	3 60.30
10	116		Nicholas HILDYARD	Theophile Schneider Aero	6	8:20.08	21.34	49.58	1:18.89	5 61.60
11	126		John POLSON	Hudson Super Six Racer	6	8:20.91	22.17	61.92	1:13.90	3 65.76
12	143		Roger TWELVETREES	Buick D45	6	8:31.36	32.62	47.52	1:37.19	4 50.01
13	142		David OZANNE	Delage Coupe De L'Auto	6	8:34.70	35.96	48.15	1:35.44	3 50.92
14	133		Peter WILSON	Brasier Voiture De Course	6	8:38.14	39.40	56.28	1:23.29	6 58.35
15	7		John BRYDON	Lorraine Dietrich CR2	6	8:42.43	43.69	50.37	1:31.92	5 52.87
16	124		Richard BLACK	Sunbeam Coupe D Auto	6	9:32.85	1:34.11	51.81	1:28.77	3 54.75

#### Awards:

##### Race Winner & Winner of the Dick Baddiley Trophy:

	141	Jonathan MILLER	Stutz Bearcat	
2 <sup>nd</sup>	123	Richard SCALDWELL	De Dietrich 130 HP 'Course'	
3 <sup>rd</sup>	81	Mark WALKER	Darracq 200HP	(& Winner of the Edwardian Racing Trophy for the Fastest Average Race Speed)
4 <sup>th</sup>	75	Tony LEES	Vauxhall Viper Special	

Sponsored By

# Bonhams

# ICK BADDILEY & EDWARDIAN RACING TROPHIES HANDICAP RAC

## LAP TIMES - RACE 4

<b>7</b>	<b>John BRYDON</b>										
	<b>Lap</b>	<b>1</b>	<b>2</b>	<b>3</b>	<b>4</b>	<b>5</b>	<b>6</b>	<b>7</b>	<b>8</b>	<b>9</b>	<b>10</b>
	1		2:31.54	1:33.25	1:33.58	1:32.14	1:31.92				
<b>75</b>	<b>Tony LEES</b>										
	<b>Lap</b>	<b>1</b>	<b>2</b>	<b>3</b>	<b>4</b>	<b>5</b>	<b>6</b>	<b>7</b>	<b>8</b>	<b>9</b>	<b>10</b>
	1	2:13.85	1:09.02	1:09.17	1:11.04	1:08.86	1:08.24				
<b>81</b>	<b>Mark WALKER</b>										
	<b>Lap</b>	<b>1</b>	<b>2</b>	<b>3</b>	<b>4</b>	<b>5</b>	<b>6</b>	<b>7</b>	<b>8</b>	<b>9</b>	<b>10</b>
	1	2:14.87	1:08.42	1:08.38	1:09.42	1:09.72	1:08.87				
<b>115</b>	<b>Leslie MURRAY</b>										
	<b>Lap</b>	<b>1</b>	<b>2</b>	<b>3</b>	<b>4</b>	<b>5</b>	<b>6</b>	<b>7</b>	<b>8</b>	<b>9</b>	<b>10</b>
	1	1:29.38	1:30.31	1:34.42	1:34.52						
<b>116</b>	<b>Nicholas HILDYARD</b>										
	<b>Lap</b>	<b>1</b>	<b>2</b>	<b>3</b>	<b>4</b>	<b>5</b>	<b>6</b>	<b>7</b>	<b>8</b>	<b>9</b>	<b>10</b>
	1		1:40.48	1:19.61	1:21.84	1:19.34	1:18.89				
<b>123</b>	<b>Richard SCALDWELL</b>										
	<b>Lap</b>	<b>1</b>	<b>2</b>	<b>3</b>	<b>4</b>	<b>5</b>	<b>6</b>	<b>7</b>	<b>8</b>	<b>9</b>	<b>10</b>
	1	2:12.30	1:09.78	1:09.18	1:09.46	1:09.59	1:08.62				
<b>124</b>	<b>Richard BLACK</b>										
	<b>Lap</b>	<b>1</b>	<b>2</b>	<b>3</b>	<b>4</b>	<b>5</b>	<b>6</b>	<b>7</b>	<b>8</b>	<b>9</b>	<b>10</b>
	1	1:52.68	1:30.27	1:28.77	1:29.88	1:33.60	1:37.65				
<b>125</b>	<b>Clive PRESS</b>										
	<b>Lap</b>	<b>1</b>	<b>2</b>	<b>3</b>	<b>4</b>	<b>5</b>	<b>6</b>	<b>7</b>	<b>8</b>	<b>9</b>	<b>10</b>
	1	1:38.49	1:19.27	1:19.61	1:19.92	1:19.56	1:19.52				
<b>126</b>	<b>John POLSON</b>										
	<b>Lap</b>	<b>1</b>	<b>2</b>	<b>3</b>	<b>4</b>	<b>5</b>	<b>6</b>	<b>7</b>	<b>8</b>	<b>9</b>	<b>10</b>
	1	1:54.61	1:18.79	1:13.90	1:17.60	1:16.57	1:19.44				
<b>132</b>	<b>David BIGGINS</b>										
	<b>Lap</b>	<b>1</b>	<b>2</b>	<b>3</b>	<b>4</b>	<b>5</b>	<b>6</b>	<b>7</b>	<b>8</b>	<b>9</b>	<b>10</b>
	1	1:30.93	1:22.17	1:20.26							
<b>133</b>	<b>Peter WILSON</b>										
	<b>Lap</b>	<b>1</b>	<b>2</b>	<b>3</b>	<b>4</b>	<b>5</b>	<b>6</b>	<b>7</b>	<b>8</b>	<b>9</b>	<b>10</b>
	1	1:34.23	1:26.07	1:24.80	1:25.53	1:24.22	1:23.29				
<b>138</b>	<b>Rob HUBBARD</b>										
	<b>Lap</b>	<b>1</b>	<b>2</b>	<b>3</b>	<b>4</b>	<b>5</b>	<b>6</b>	<b>7</b>	<b>8</b>	<b>9</b>	<b>10</b>
	1		2:27.24	1:23.82	1:23.46	1:23.54	1:22.75				
<b>139</b>	<b>Tony STEPHENS</b>										
	<b>Lap</b>	<b>1</b>	<b>2</b>	<b>3</b>	<b>4</b>	<b>5</b>	<b>6</b>	<b>7</b>	<b>8</b>	<b>9</b>	<b>10</b>
	1		2:10.55	1:29.76	1:29.27	1:30.83	1:32.46				



<b>140</b>	<b>Tom WALKER</b>									
<b>Lap</b>	<b>1</b>	<b>2</b>	<b>3</b>	<b>4</b>	<b>5</b>	<b>6</b>	<b>7</b>	<b>8</b>	<b>9</b>	<b>10</b>
1		2:15.58	1:28.36	1:28.32	1:27.80	1:29.81				
<b>141</b>	<b>Jonathan MILLER</b>									
<b>Lap</b>	<b>1</b>	<b>2</b>	<b>3</b>	<b>4</b>	<b>5</b>	<b>6</b>	<b>7</b>	<b>8</b>	<b>9</b>	<b>10</b>
1		2:16.83	1:26.44	1:26.64	1:24.62	1:24.21				
<b>142</b>	<b>David OZANNE</b>									
<b>Lap</b>	<b>1</b>	<b>2</b>	<b>3</b>	<b>4</b>	<b>5</b>	<b>6</b>	<b>7</b>	<b>8</b>	<b>9</b>	<b>10</b>
1		2:08.04	1:39.21	1:35.44	1:35.72	1:36.29				
<b>143</b>	<b>Roger TWELVETREES</b>									
<b>Lap</b>	<b>1</b>	<b>2</b>	<b>3</b>	<b>4</b>	<b>5</b>	<b>6</b>	<b>7</b>	<b>8</b>	<b>9</b>	<b>10</b>
1		1:56.88	1:37.77	1:40.76	1:37.19	1:38.76				
<b>150</b>	<b>Gillian CARR</b>									
<b>Lap</b>	<b>1</b>	<b>2</b>	<b>3</b>	<b>4</b>	<b>5</b>	<b>6</b>	<b>7</b>	<b>8</b>	<b>9</b>	<b>10</b>
1	1:28.98	1:22.26	1:20.60	1:22.51	1:21.41	1:23.50				

# Lap Chart

## DICK BADDILEY & EDWARDIAN RACING TROPHIES HANDICAP RACE - RACE 4

Lap 1		Lap 2		Lap 3		Lap 4		Lap 5		Lap 6		Lap 7		Lap 8		Lap 9		Lap 10	
No	Time	No	Time	No	Time	No	Time	No	Time	No	Time	No	Time	No	Time	No	Time	No	Time
150	1:28.98	116	1:40.48	143	3:34.65	139	5:09.58	141	6:34.53	141	7:58.74								
115	1:29.38	124	1:52.68 *1	139	3:40.31	141	5:09.91	138	6:38.06	123	7:58.93								
132	1:30.93	126	1:54.61 *1	141	3:43.27	140	5:12.26	140	6:40.06	81	7:59.68								
133	1:34.23	143	1:56.88	140	3:43.94	138	5:14.52	139	6:40.41	75	8:00.18								
125	1:38.49	142	2:08.04	142	3:47.25	143	5:15.41	123	6:50.31	138	8:00.81								
		139	2:10.55	138	3:51.06	142	5:22.69	81	6:50.81	140	8:09.87								
		123	2:12.30 *1	7	4:04.79	150	5:34.35	75	6:51.94	139	8:12.87								
		75	2:13.85 *1	150	4:11.84	125	5:37.29	143	6:52.60	125	8:16.37								
		81	2:14.87 *1	132	4:13.36	7	5:38.37	150	6:55.76	150	8:19.26								
		140	2:15.58	125	4:17.37	123	5:40.72	125	6:56.85	116	8:20.08								
		141	2:16.83	116	4:20.01	81	5:41.09	142	6:58.41	126	8:20.91								
		138	2:27.24	133	4:25.10	116	5:41.85	116	7:01.19	143	8:31.36								
		7	2:31.54	126	4:27.30	75	5:43.08	126	7:01.47	142	8:34.70								
		150	2:51.24	123	4:31.26	126	5:44.90	7	7:10.51	133	8:38.14								
		132	2:53.10	81	4:31.67	133	5:50.63	133	7:14.85	7	8:42.43								
		125	2:57.76	75	4:32.04	115	6:08.63	124	7:55.20	124	9:32.85								
		115	2:59.69	115	4:34.11	124	6:21.60												
		133	3:00.30	124	4:51.72														
		126	3:13.40																
		123	3:22.08																
		75	3:22.87																
		124	3:22.95																
		81	3:23.29																



## The Vintage Sports-Car Club

### RACE 5 – F3 (500) RACING CARS

#### RESULT

PI	No	CI	Name	Car	Lap	Time	Behind	MPH	Best Lap on	MPH
1	42	In	Simon BROWN	Cooper Mk 4	10	10:02.75		80.63	59.44	6 81.76
2	17	P2	Peter DE LA ROCHE	Cooper Mk V	10	10:05.35	2.60	80.28	59.42	6 81.79
3	16	P3	Stuart WRIGHT	Cooper Mk XI	10	10:31.39	28.64	76.97	1:02.58	2 77.66
4	91	P2	Rodney DELVES	Kieft F3 500	10	10:42.75	40.00	75.61	1:03.24	8 76.85
5	65	P2	Richard DE LA ROCHE	Smith Buckler Single Seater	10	10:50.37	47.62	74.73	1:03.35	4 76.72
6	59	P2	Xavier KINGSLAND	Cooper JAP Mk5	10	10:56.80	54.05	74.00	1:04.89	2 74.90
7	89	P1	Shirley MONRO	Cooper Mk IV	10	10:57.41	54.66	73.93	1:04.99	2 74.78
8	153	P3	Paul HEWES	Cooper Mk 8	8	10:07.23	2 Laps	64.03	1:14.25	7 65.45

#### AWARDS:

##### Race Winner:

42 In Simon BROWN Cooper Mk 4

2<sup>nd</sup> 17 P2 Peter DE LA ROCHE Cooper Mk V (& 1<sup>st</sup> in Class P2)

3<sup>rd</sup> 16 P3 Stuart WRIGHT Cooper Mk XI (& 1<sup>st</sup> in Class P3)

##### Other Class Winners:

89 P1 Shirley MONRO Cooper Mk IV

# RACE GRID

## F3 (500) RACING CARS

### RACE 5

ROW 8

**21** 01:20.040  
Maurice VAN DER BREM

**53** -  
Iain ROWLEY

ROW 7

**92** 01:16.200  
Steven JEFFORDS

**57** 01:16.400  
Richard BISHOP-MILLER

ROW 6

**51** 01:11.770  
Alan CROFT

**153** 01:13.600  
Paul HEWES

ROW 5

**89** 01:06.990  
Shirley MONRO

**93** 01:11.650  
Rudolf ERNST

ROW 4

**59** 01:05.760  
Xavier KINGSLAND

**4** 01:06.510  
Darrell WOODS

ROW 3

**91** 01:04.070  
Rodney DELVES

**65** 01:04.950  
Richard DE LA ROCHE

ROW 2

**67** 01:01.380  
Gordon RUSSELL

**16** 01:02.410  
Stuart WRIGHT

ROW 1

**17** 00:59.590  
Peter DE LA ROCHE

**42** 01:01.360  
Simon BROWN

**POLE**

# F3 (500) RACING CARS

## LAP TIMES - RACE 5

---

<b>16</b>	<b>Stuart WRIGHT</b>										
	<b>Lap</b>	<b>1</b>	<b>2</b>	<b>3</b>	<b>4</b>	<b>5</b>	<b>6</b>	<b>7</b>	<b>8</b>	<b>9</b>	<b>10</b>
	1	1:02.15	1:02.58	1:03.20	1:03.43	1:03.49	1:04.11	1:02.73	1:03.37	1:03.08	1:03.25

---

<b>17</b>	<b>Peter DE LA ROCHE</b>										
	<b>Lap</b>	<b>1</b>	<b>2</b>	<b>3</b>	<b>4</b>	<b>5</b>	<b>6</b>	<b>7</b>	<b>8</b>	<b>9</b>	<b>10</b>
	1	1:00.87	1:00.50	1:00.35	1:00.45	1:01.84	59.42	1:00.05	59.88	1:00.17	1:01.82

---

<b>21</b>	<b>Maurice VAN DER BREMPT</b>										
	<b>Lap</b>	<b>1</b>	<b>2</b>	<b>3</b>	<b>4</b>	<b>5</b>	<b>6</b>	<b>7</b>	<b>8</b>	<b>9</b>	<b>10</b>
	1	6:51.62	1:26.11	1:28.87	1:46.19						

---

<b>42</b>	<b>Simon BROWN</b>										
	<b>Lap</b>	<b>1</b>	<b>2</b>	<b>3</b>	<b>4</b>	<b>5</b>	<b>6</b>	<b>7</b>	<b>8</b>	<b>9</b>	<b>10</b>
	1	1:00.06	1:00.69	1:00.41	1:00.27	1:01.95	59.44	59.97	59.75	1:00.42	59.79

---

<b>51</b>	<b>Alan CROFT</b>										
	<b>Lap</b>	<b>1</b>	<b>2</b>	<b>3</b>	<b>4</b>	<b>5</b>	<b>6</b>	<b>7</b>	<b>8</b>	<b>9</b>	<b>10</b>
	1	1:19.09	1:14.67	1:16.01	1:14.06	1:14.84	1:14.35				

---

<b>59</b>	<b>Xavier KINGSLAND</b>										
	<b>Lap</b>	<b>1</b>	<b>2</b>	<b>3</b>	<b>4</b>	<b>5</b>	<b>6</b>	<b>7</b>	<b>8</b>	<b>9</b>	<b>10</b>
	1	1:07.06	1:04.89	1:05.90	1:06.06	1:05.54	1:05.54	1:05.18	1:05.83	1:05.01	1:05.79

---

<b>65</b>	<b>Richard DE LA ROCHE</b>										
	<b>Lap</b>	<b>1</b>	<b>2</b>	<b>3</b>	<b>4</b>	<b>5</b>	<b>6</b>	<b>7</b>	<b>8</b>	<b>9</b>	<b>10</b>
	1	1:05.84	1:04.64	1:03.59	1:03.35	1:04.85	1:03.98	1:03.63	1:03.41	1:10.58	1:06.50

---

<b>89</b>	<b>Shirley MONRO</b>										
	<b>Lap</b>	<b>1</b>	<b>2</b>	<b>3</b>	<b>4</b>	<b>5</b>	<b>6</b>	<b>7</b>	<b>8</b>	<b>9</b>	<b>10</b>
	1	1:08.72	1:04.99	1:05.08	1:06.01	1:05.98	1:05.40	1:05.03	1:05.60	1:05.52	1:05.08

---

<b>91</b>	<b>Rodney DELVES</b>										
	<b>Lap</b>	<b>1</b>	<b>2</b>	<b>3</b>	<b>4</b>	<b>5</b>	<b>6</b>	<b>7</b>	<b>8</b>	<b>9</b>	<b>10</b>
	1	1:06.16	1:03.62	1:03.59	1:04.16	1:04.20	1:03.48	1:04.31	1:03.24	1:04.50	1:05.49

---

<b>92</b>	<b>Steven JEFFORDS</b>										
	<b>Lap</b>	<b>1</b>	<b>2</b>	<b>3</b>	<b>4</b>	<b>5</b>	<b>6</b>	<b>7</b>	<b>8</b>	<b>9</b>	<b>10</b>
	1	1:34.16	1:19.04								

---

<b>153</b>	<b>Paul HEWES</b>										
	<b>Lap</b>	<b>1</b>	<b>2</b>	<b>3</b>	<b>4</b>	<b>5</b>	<b>6</b>	<b>7</b>	<b>8</b>	<b>9</b>	<b>10</b>
	1	1:17.65	1:14.71	1:16.27	1:18.34	1:15.26	1:14.74	1:14.25	1:16.01		

---

# Lap Chart

## F3 (500) RACING CARS - RACE 5

Lap 1		Lap 2		Lap 3		Lap 4		Lap 5		Lap 6		Lap 7		Lap 8		Lap 9		Lap 10	
No	Time	No	Time	No	Time	No	Time	No	Time	No	Time	No	Time	No	Time	No	Time	No	Time
42	1:00.06	42	2:00.75	42	3:01.16	42	4:01.43	42	5:03.38	42	6:02.82	42	7:02.79	42	8:02.54	42	9:02.96	42	10:02.75
17	1:00.87	17	2:01.37	17	3:01.72	17	4:02.17	51	5:03.83 *1	17	6:03.43	17	7:03.48	17	8:03.36	17	9:03.53	17	10:05.35
16	1:02.15	16	2:04.73	16	3:07.93	16	4:11.36	17	5:04.01	51	6:18.67 *1	16	7:21.69	21	8:17.73 *6	16	9:28.14	153	10:07.23 *2
65	1:05.84	91	2:09.78	91	3:13.37	65	4:17.42	153	5:06.97 *1	16	6:18.96	91	7:29.52	16	8:25.06	91	9:37.26	16	10:31.39
91	1:06.16	65	2:10.48	65	3:14.07	91	4:17.53	16	5:14.85	153	6:22.23 *1	65	7:29.88	91	8:32.76	65	9:43.87	91	10:42.75
59	1:07.06	59	2:11.95	59	3:17.85	59	4:23.91	91	5:21.73	91	6:25.21	51	7:33.02 *1	65	8:33.29	21	9:46.60 *6	65	10:50.37
89	1:08.72	89	2:13.71	89	3:18.79	89	4:24.80	65	5:22.27	65	6:26.25	153	7:36.97 *1	59	8:46.00	59	9:51.01	59	10:56.80
153	1:17.65	153	2:32.36	153	3:48.63			59	5:29.45	59	6:34.99	59	7:40.17	89	8:46.81	89	9:52.33	89	10:57.41
51	1:19.09	51	2:33.76	51	3:49.77			89	5:30.78	89	6:36.18	89	7:41.21	153	8:51.22 *1			21	11:32.79 *6
92	1:34.16	92	2:53.20							21	6:51.62 *5								



## The Vintage Sports-Car Club

### RACE 6 – MALLORY MUG RACE FOR STANDARD & MODIFIED PRE-WAR SPORTS-CARS (VSCC SET 3)

#### RESULT

Pl	No	Cl	Name	Car	Lap	Time	Behind	MPH	Best Lap on	MPH	Handicap
1	37		Andrew MITCHELL	HRG 1½ Litre	9	9:37.42		75.75	1:02.52	4	77.74
2	50		Mark BRETT	Ballamy-Ford (LMB) V8 Spl	9	9:57.63	20.21	73.19	1:04.85	5	74.94
3	61		Andy BUSH	Riley TT Sprite Replica	9	9:59.39	21.97	72.97	1:04.88	5	74.91
4	80		David OZANNE	Aston Martin Speed Ulster	9	10:26.01	48.59	69.87	1:07.31	7	72.20 20.22
5	151		Anthony FENWICK-WILSON	Railton LS Tourer	9	10:41.35	1:03.93	68.20	1:08.99	4	70.44 20.44
6	84		Fred BOOTHBY	MG J2	8	9:37.45	1 Lap	67.33	1:11.00	2	68.45 9.45 *
7	152		Duncan POTTER	MG Montlhery Midget	8	9:41.26	1 Lap	66.89	1:10.32	4	69.11 18.70
8	108		Mark DOLTON	MG PB	8	9:55.94	1 Lap	65.24	1:11.79	2	67.70 21.62
9	88		Norman PEMBERTON	Talbot 95/105	8	10:09.56	1 Lap	63.78	1:11.81	2	67.68 35.08
10	104		John EVERETT	Austin 7 Ulster Sport	8	10:12.07	1 Lap	63.52	1:14.14	5	65.55 18.95
11	290		Andrew BAKER	Riley Brooklands	8	10:12.36	1 Lap	63.49	1:13.43	2	66.19 24.92
12	120		Andrew MORLAND	MG L1 4 Seater	8	10:30.34	1 Lap	61.68	1:16.14	6	63.83 21.22
13	119		Tim WADSWORTH	Lagonda 2 Ltr L/C Tourer	8	10:34.95	1 Lap	61.23	1:16.85	2	63.24 20.15
14	129		Gordon MIDDLETON	Riley Sprite	8	10:36.03	1 Lap	61.13	1:15.51	6	64.36 31.95
15	106		Cyril HANCOCK	Fiat New Balilla	8	10:37.63	1 Lap	60.98	1:17.11	6	63.03 20.75
16	118		Chris CADMAN	MG Montlhery Midget	8	10:45.45	1 Lap	60.24	1:17.17	3	62.98 28.09
17	103		David LAMB	Riley Brooklands	7	9:39.34	2 Laps	58.72	1:17.55	2	62.67 36.49
18	202		Anne BOURSOT	MG PA 2Str	7	9:55.45	2 Laps	57.13	1:21.38	6	59.72 25.79
19	131		David FURNELL	Riley Brooklands	7	10:17.49	2 Laps	55.09	1:24.02	2	57.84 29.35
20	137		Sarah FOSTER	MG TB	6	9:38.34	3 Laps	50.42	1:30.51	2	53.70 35.28

#### AWARDS:

##### 1<sup>st</sup> Place & Winner of the Mallory Mug, 1<sup>st</sup> Un-supercharged car 1101-1500cc:

37 Andrew MITCHELL HRG 1½ Litre

2<sup>nd</sup> 50 Mark BRETT Ballamy-Ford (LMB) V8 Spl (& 1<sup>st</sup> VSCC 'Standard' Car, & 1<sup>st</sup> Un-supercharged car over 3000cc)  
 3<sup>rd</sup> 61 Andy BUSH Riley TT Sprite Replica

##### 1<sup>st</sup> Vintage Car:

104 John EVERETT Austin 7 Ulster Sport (& 1<sup>st</sup> Un-supercharged car up to 1100cc)

##### Other Capacity Awards:

80 David OZANNE Aston Martin Speed Ulster (1<sup>st</sup> Un-supercharged car 1500-2000cc)  
 88 Norman PEMBERTON Talbot 95/105 (1<sup>st</sup> Un-supercharged car 2001-3000cc)

##### Other VSCC 'Standard' Car Awards:

2<sup>nd</sup> 152 Duncan POTTER MG Montlhery Midget  
 3<sup>rd</sup> 120 Andrew MORLAND MG L1 4 Seater


##### Winner on Handicap:

84 Fred BOOTHBY MG J2





# RACE GRID



## MALLORY MUG RACE FOR STANDARD & MODIFIED PRE-WAR SPORTS CARS

### RACE 6

ROW 14		<b>137</b> 01:26.200 Sarah FOSTER	
ROW 13	<b>202</b> 01:20.550 Anne BOURSOT		<b>131</b> 01:23.180 David FURNELL
ROW 12		<b>129</b> 01:18.850 Gordon MIDDLETON	<b>113</b> 01:20.010 Terry McGRATH
ROW 11	<b>119</b> 01:17.680 Tim WADSWORTH		<b>118</b> 01:17.970 Chris CADMAN
ROW 10		<b>106</b> 01:16.180 Cyril HANCOCK	<b>120</b> 01:16.280 Andrew MORLAND
ROW 9	<b>104</b> 01:15.730 John EVERETT		<b>103</b> 01:15.950 David LAMB
ROW 8		<b>88</b> 01:15.120 Norman PEMBERTON	<b>290</b> 01:15.560 Andrew BAKER
ROW 7	<b>151</b> 01:12.780 Anthony FENWICK-WILS		<b>108</b> 01:14.290 Mark DOLTON
ROW 6		<b>60</b> 01:11.830 Nicolas ROSSI	<b>200</b> 01:12.410 Stephen ARCHER
ROW 5	<b>84</b> 01:10.600 Fred BOOTHBY		<b>152</b> 01:11.110 Duncan POTTER
ROW 4		<b>80</b> 01:10.070 David OZANNE	<b>291</b> 01:10.100 David JOHNSON
ROW 3	<b>50</b> 01:08.140 Mark BRETT		<b>58</b> 01:08.200 Jo BLAKENEY-EDWARD
ROW 2		<b>61</b> 01:06.500 Andy BUSH	<b>74</b> 01:07.990 Marcus BLACK
ROW 1	<b>37</b> 01:04.230 Andrew MITCHELL		<b>46</b> 01:05.080 Tim KNELLER

**POLE**



# GLORY MUG RACE FOR STANDARD & MODIFIED PRE-WAR SPORTS

## LAP TIMES - RACE 6

<b>37</b>	<b>Andrew MITCHELL</b>										
	<b>Lap</b>	<b>1</b>	<b>2</b>	<b>3</b>	<b>4</b>	<b>5</b>	<b>6</b>	<b>7</b>	<b>8</b>	<b>9</b>	<b>10</b>
	1	1:10.08	1:03.78	1:02.55	1:02.52	1:04.12	1:03.15	1:03.31	1:03.36	1:04.55	
<b>46</b>	<b>Tim KNELLER</b>										
	<b>Lap</b>	<b>1</b>	<b>2</b>	<b>3</b>	<b>4</b>	<b>5</b>	<b>6</b>	<b>7</b>	<b>8</b>	<b>9</b>	<b>10</b>
	1	1:11.17	1:03.55	1:02.97	1:02.80	1:03.02	1:03.91	1:03.51	1:02.69	1:08.07	
<b>50</b>	<b>Mark BRETT</b>										
	<b>Lap</b>	<b>1</b>	<b>2</b>	<b>3</b>	<b>4</b>	<b>5</b>	<b>6</b>	<b>7</b>	<b>8</b>	<b>9</b>	<b>10</b>
	1	1:12.36	1:04.99	1:05.65	1:05.98	1:04.85	1:07.30	1:05.92	1:05.61	1:04.97	
<b>60</b>	<b>Nicolas ROSSI</b>										
	<b>Lap</b>	<b>1</b>	<b>2</b>	<b>3</b>	<b>4</b>	<b>5</b>	<b>6</b>	<b>7</b>	<b>8</b>	<b>9</b>	<b>10</b>
	1	1:20.11	1:12.01	1:10.44	1:11.28	1:12.06	1:11.68	1:10.99			
<b>61</b>	<b>Andy BUSH</b>										
	<b>Lap</b>	<b>1</b>	<b>2</b>	<b>3</b>	<b>4</b>	<b>5</b>	<b>6</b>	<b>7</b>	<b>8</b>	<b>9</b>	<b>10</b>
	1	1:13.61	1:06.91	1:05.16	1:04.95	1:04.88	1:06.33	1:07.21	1:04.91	1:05.43	
<b>74</b>	<b>Marcus BLACK</b>										
	<b>Lap</b>	<b>1</b>	<b>2</b>	<b>3</b>	<b>4</b>	<b>5</b>	<b>6</b>	<b>7</b>	<b>8</b>	<b>9</b>	<b>10</b>
	1	1:14.66	1:07.64	1:06.03	1:07.84	1:07.42					
<b>80</b>	<b>David OZANNE</b>										
	<b>Lap</b>	<b>1</b>	<b>2</b>	<b>3</b>	<b>4</b>	<b>5</b>	<b>6</b>	<b>7</b>	<b>8</b>	<b>9</b>	<b>10</b>
	1	1:18.13	1:08.83	1:08.74	1:09.05	1:09.19	1:09.12	1:07.31	1:08.21	1:07.43	
<b>84</b>	<b>Fred BOOTHBY</b>										
	<b>Lap</b>	<b>1</b>	<b>2</b>	<b>3</b>	<b>4</b>	<b>5</b>	<b>6</b>	<b>7</b>	<b>8</b>	<b>9</b>	<b>10</b>
	1	1:16.99	1:11.00	1:11.97	1:11.24	1:11.44	1:11.82	1:11.21	1:11.78		
<b>88</b>	<b>Norman PEMBERTON</b>										
	<b>Lap</b>	<b>1</b>	<b>2</b>	<b>3</b>	<b>4</b>	<b>5</b>	<b>6</b>	<b>7</b>	<b>8</b>	<b>9</b>	<b>10</b>
	1	1:26.27	1:11.81	1:13.35	1:12.88	1:17.25	1:16.27	1:16.09	1:15.64		
<b>103</b>	<b>David LAMB</b>										
	<b>Lap</b>	<b>1</b>	<b>2</b>	<b>3</b>	<b>4</b>	<b>5</b>	<b>6</b>	<b>7</b>	<b>8</b>	<b>9</b>	<b>10</b>
	1	1:33.34	1:17.55	1:19.79	1:21.08	1:23.71	1:21.45	1:22.42			
<b>104</b>	<b>John EVERETT</b>										
	<b>Lap</b>	<b>1</b>	<b>2</b>	<b>3</b>	<b>4</b>	<b>5</b>	<b>6</b>	<b>7</b>	<b>8</b>	<b>9</b>	<b>10</b>
	1	1:25.71	1:15.52	1:14.84	1:14.83	1:14.14	1:14.22	1:15.66	1:17.15		
<b>106</b>	<b>Cyril HANCOCK</b>										
	<b>Lap</b>	<b>1</b>	<b>2</b>	<b>3</b>	<b>4</b>	<b>5</b>	<b>6</b>	<b>7</b>	<b>8</b>	<b>9</b>	<b>10</b>
	1	1:31.87	1:17.67	1:17.25	1:17.95	1:18.48	1:17.11	1:18.09	1:19.21		
<b>108</b>	<b>Mark DOLTON</b>										
	<b>Lap</b>	<b>1</b>	<b>2</b>	<b>3</b>	<b>4</b>	<b>5</b>	<b>6</b>	<b>7</b>	<b>8</b>	<b>9</b>	<b>10</b>
	1	1:22.76	1:11.79	1:11.94	1:12.83	1:13.66	1:13.07	1:14.23	1:15.66		

<b>118</b>	<b>Chris CADMAN</b>										
	<b>Lap</b>	<b>1</b>	<b>2</b>	<b>3</b>	<b>4</b>	<b>5</b>	<b>6</b>	<b>7</b>	<b>8</b>	<b>9</b>	<b>10</b>
	1	1:34.04	1:17.20	1:17.17	1:17.93	1:19.32	1:18.05	1:21.66	1:20.08		
<b>119</b>	<b>Tim WADSWORTH</b>										
	<b>Lap</b>	<b>1</b>	<b>2</b>	<b>3</b>	<b>4</b>	<b>5</b>	<b>6</b>	<b>7</b>	<b>8</b>	<b>9</b>	<b>10</b>
	1	1:31.36	1:16.85	1:17.39	1:17.33	1:19.05	1:17.40	1:18.05	1:17.52		
<b>120</b>	<b>Andrew MORLAND</b>										
	<b>Lap</b>	<b>1</b>	<b>2</b>	<b>3</b>	<b>4</b>	<b>5</b>	<b>6</b>	<b>7</b>	<b>8</b>	<b>9</b>	<b>10</b>
	1	1:29.48	1:17.21	1:16.91	1:17.58	1:17.73	1:16.14	1:17.20	1:18.09		
<b>129</b>	<b>Gordon MIDDLETON</b>										
	<b>Lap</b>	<b>1</b>	<b>2</b>	<b>3</b>	<b>4</b>	<b>5</b>	<b>6</b>	<b>7</b>	<b>8</b>	<b>9</b>	<b>10</b>
	1	1:39.17	1:18.42	1:17.05	1:15.57	1:15.99	1:15.51	1:17.30	1:17.02		
<b>131</b>	<b>David FURNELL</b>										
	<b>Lap</b>	<b>1</b>	<b>2</b>	<b>3</b>	<b>4</b>	<b>5</b>	<b>6</b>	<b>7</b>	<b>8</b>	<b>9</b>	<b>10</b>
	1	1:41.72	1:24.02	1:26.21	1:26.79	1:25.35	1:26.36	1:27.04			
<b>137</b>	<b>Sarah FOSTER</b>										
	<b>Lap</b>	<b>1</b>	<b>2</b>	<b>3</b>	<b>4</b>	<b>5</b>	<b>6</b>	<b>7</b>	<b>8</b>	<b>9</b>	<b>10</b>
	1	1:44.99	1:30.51	1:33.47	1:35.41	1:36.76	1:37.20				
<b>151</b>	<b>Anthony FENWICK-WILSON</b>										
	<b>Lap</b>	<b>1</b>	<b>2</b>	<b>3</b>	<b>4</b>	<b>5</b>	<b>6</b>	<b>7</b>	<b>8</b>	<b>9</b>	<b>10</b>
	1	1:21.45	1:09.68	1:09.46	1:08.99	1:10.22	1:11.57	1:10.05	1:10.68	1:09.25	
<b>152</b>	<b>Duncan POTTER</b>										
	<b>Lap</b>	<b>1</b>	<b>2</b>	<b>3</b>	<b>4</b>	<b>5</b>	<b>6</b>	<b>7</b>	<b>8</b>	<b>9</b>	<b>10</b>
	1	1:21.56	1:11.79	1:10.97	1:10.32	1:12.96	1:11.06	1:11.75	1:10.85		
<b>200</b>	<b>Stephen ARCHER</b>										
	<b>Lap</b>	<b>1</b>	<b>2</b>	<b>3</b>	<b>4</b>	<b>5</b>	<b>6</b>	<b>7</b>	<b>8</b>	<b>9</b>	<b>10</b>
	1	1:29.37	1:19.11								
<b>202</b>	<b>Anne BOURSOT</b>										
	<b>Lap</b>	<b>1</b>	<b>2</b>	<b>3</b>	<b>4</b>	<b>5</b>	<b>6</b>	<b>7</b>	<b>8</b>	<b>9</b>	<b>10</b>
	1	1:38.70	1:23.72	1:23.69	1:23.02	1:23.31	1:21.38	1:21.63			
<b>290</b>	<b>Andrew BAKER</b>										
	<b>Lap</b>	<b>1</b>	<b>2</b>	<b>3</b>	<b>4</b>	<b>5</b>	<b>6</b>	<b>7</b>	<b>8</b>	<b>9</b>	<b>10</b>
	1	1:29.99	1:13.43	1:13.63	1:13.64	1:15.87	1:13.55	1:14.36	1:17.89		

# Lap Chart

## MALLORY MUG RACE FOR STANDARD & MODIFIED PRE-WAR SPORTS CARS - RACE 6

Lap 1		Lap 2		Lap 3		Lap 4		Lap 5		Lap 6		Lap 7		Lap 8		Lap 9		Lap 10	
No	Time	No	Time	No	Time	No	Time	No	Time	No	Time	No	Time	No	Time	No	Time	No	Time
37	1:10.08	37	2:13.86	37	3:16.41	37	4:18.93	37	5:23.05	37	6:26.20	37	7:29.51	37	8:32.87	37	9:37.42		
46	1:11.17	46	2:14.72	46	3:17.69	46	4:20.49	46	5:23.51	290	6:26.56 *1	46	7:30.93	46	8:33.62	84	9:37.45 *1		
50	1:12.36	50	2:17.35	50	3:23.00	202	4:26.11 *1	106	5:24.74 *1	46	6:27.42	88	7:37.83 *1	202	8:33.82 *2	137	9:38.34 *3		
61	1:13.61	61	2:20.52	61	3:25.68	50	4:28.98	118	5:26.34 *1	120	6:38.91 *1	104	7:39.26 *1	108	8:40.28 *1	103	9:39.34 *2		
74	1:14.66	74	2:22.30	74	3:28.33	61	4:30.63	129	5:30.21 *1	50	6:41.13	290	7:40.11 *1	131	8:50.45 *2	152	9:41.26 *1		
84	1:16.99	80	2:26.96	80	3:35.70	131	4:31.95 *1	103	5:31.76 *1	61	6:41.84	50	7:47.05	50	8:52.66	46	9:41.69		
80	1:18.13	84	2:27.99	84	3:39.96	74	4:36.17	50	5:33.83	119	6:41.98 *1	61	7:49.05	88	8:53.92 *1	202	9:55.45 *2		
60	1:20.11	151	2:31.13	151	3:40.59	80	4:44.75	61	5:35.51	106	6:43.22 *1	120	7:55.05 *1	61	8:53.96	108	9:55.94 *1		
151	1:21.45	60	2:32.12	60	3:42.56	137	4:48.97 *1	74	5:43.59	118	6:45.66 *1	119	7:59.38 *1	290	8:54.47 *1	50	9:57.63		
152	1:21.56	152	2:33.35	152	3:44.32	151	4:49.58	202	5:49.13 *1	129	6:46.20 *1	106	8:00.33 *1	104	8:54.92 *1	61	9:59.39		
108	1:22.76	108	2:34.55	108	3:46.49	84	4:51.20	80	5:53.94	103	6:55.47 *1	137	8:01.14 *2	120	9:12.25 *1	88	10:09.56 *1		
104	1:25.71	88	2:38.08	88	3:51.43	60	4:53.84	131	5:58.74 *1	80	7:03.06	129	8:01.71 *1	119	9:17.43 *1	104	10:12.07 *1		
88	1:26.27	104	2:41.23	104	3:56.07	152	4:54.64	151	5:59.80	151	7:11.37	118	8:03.71 *1	106	9:18.42 *1	290	10:12.36 *1		
200	1:29.37	290	2:43.42	290	3:57.05	108	4:59.32	84	6:02.64	202	7:12.44 *1	80	8:10.37	80	9:18.58	131	10:17.49 *2		
120	1:29.48	120	2:46.69	120	4:03.60	88	5:04.31	60	6:05.90	84	7:14.46	103	8:16.92 *1	129	9:19.01 *1	80	10:26.01		
290	1:29.99	119	2:48.21	119	4:05.60	290	5:10.69	152	6:07.60	60	7:17.58	151	8:21.42	118	9:25.37 *1	120	10:30.34 *1		
119	1:31.36	200	2:48.48	106	4:06.79	104	5:10.90	108	6:12.98	152	7:18.66	84	8:25.67	151	9:32.10	119	10:34.95 *1		
106	1:31.87	106	2:49.54	118	4:08.41	120	5:21.18	88	6:21.56	131	7:24.09 *1	60	8:28.57			129	10:36.03 *1		
103	1:33.34	103	2:50.89	103	4:10.68	119	5:22.93	137	6:24.38 *1	108	7:26.05	152	8:30.41			106	10:37.63 *1		
118	1:34.04	118	2:51.24	129	4:14.64			104	6:25.04							151	10:41.35		
202	1:38.70	129	2:57.59													118	10:45.45 *1		
129	1:39.17	202	3:02.42																
131	1:41.72	131	3:05.74																
137	1:44.99	137	3:15.50																



# The Vintage Sports-Car Club

## RACE 7 – VINTAGE RACING CARS (VSCC SET 1)

### RESULT

Pl	No	Cl	Name	Car	Lap	Time	Behind	MPH	Best Lap on	MPH	Handicap
1	12		Tom WALKER	Amilcar-Hispano Special	15	14:58.75		81.11	58.84	7	82.60
2	32		Robert CARR	AC/GN Special	15	15:05.31	6.56	80.52	59.54	5	81.63
3	8		Justin MAEERS	GN Parker	15	15:09.57	10.82	80.15	59.41	15	81.80
4	10		Jonathan COBB	Frazer Nash Ford	15	15:17.77	19.02	79.43	59.69	4	81.42 22.42
5	35		Nick LESTON	Lovell Elkhart Sprint Racer	15	15:31.31	32.56	78.28	1:00.91	4	79.79 17.66 *
6	33		Chris HUDSON	Bugatti T35B	14	15:31.37	1 Lap	73.05	1:03.43	2	76.62 43.35
7	64		Christopher BATTY	Frazer Nash Super Sports	14	15:42.43	1 Lap	72.20	1:05.82	11	73.84 20.95
8	44		Bruce STOPS	Bugatti T35/44	14	16:06.14	1 Lap	70.42	1:07.12	2	72.41 26.46
9	43		Bo WILLIAMS	Bugatti Type 35B	13	15:00.67	2 Laps	70.15	1:06.09	2	73.54 41.50
10	56		Ralf EMMERLING	Riley Brooklands	13	15:08.09	2 Laps	69.57	1:06.59	2	72.98 42.42
11	63		Hughie WALKER	Thunderbug	13	15:09.41	2 Laps	69.47	1:08.36	12	71.09 20.73
12	81		Mark WALKER	Darracq 200HP	13	15:10.08	2 Laps	69.42	1:07.16	2	72.36 37.00
13	82		Clive TEMPLE	Riley Brooklands	13	16:06.14	2 Laps	65.39	1:12.52	13	67.02 23.38

#### AWARDS:

##### Race Winner:

12 Tom WALKER Amilcar-Hispano Special

2<sup>nd</sup> 32 Robert CARR AC/GN Special

3<sup>rd</sup> 8 Justin MAEERS GN Parker

##### 1<sup>st</sup> VSCC 'Standard' Car:

33 Chris HUDSON Bugatti T35B

##### Capacity Class Awards:

56 Ralf EMMERLING Riley Brooklands (1<sup>st</sup> Car up to 1100cc)

63 Hughie WALKER Thunderbug (1<sup>st</sup> Car 1101-1500cc)

##### Winner on Handicap:


35 Nick LESTON Lovell Elkhart Sprint Racer

# RACE GRID

## VINTAGE RACING CARS (VSCC SET 1)

### RACE 7

ROW 8	<b>63</b> 01:10.020 Hughie WALKER	<b>82</b> 01:15.520 Clive TEMPLE
ROW 7	<b>64</b> 01:09.190 Christopher BATTY	<b>81</b> 01:09.410 Mark WALKER
ROW 6	<b>195</b> 01:08.280 Nick HAYWARD-COOK	<b>44</b> 01:08.740 Bruce STOPS
ROW 5	<b>56</b> 01:05.650 Ralf EMMERLING	<b>43</b> 01:07.800 Bo WILLIAMS
ROW 4	<b>33</b> 01:03.140 Chris HUDSON	<b>30</b> 01:05.190 Tony LEES
ROW 3	<b>10</b> 01:02.160 Jonathan COBB	<b>12</b> 01:02.880 Tom WALKER
ROW 2	<b>31</b> 01:00.910 Sue DARBYSHIRE	<b>35</b> 01:01.730 Nick LESTON
ROW 1	<b>32</b> 00:59.660 Robert CARR	<b>8</b> 00:59.910 Justin MAEERS
<b>POLE</b>		



# VINTAGE RACING CARS (VSCC SET 1)

## LAP TIMES - RACE 7

<b>8</b>	<b>Justin MAEERS</b>										
<b>Lap</b>	<b>1</b>	<b>2</b>	<b>3</b>	<b>4</b>	<b>5</b>	<b>6</b>	<b>7</b>	<b>8</b>	<b>9</b>	<b>10</b>	
1	1:07.34	59.51	59.45	59.89	59.83	59.72	1:00.15	1:00.04	1:01.52	1:01.55	
11	1:00.95	1:00.35	1:00.32	59.54	59.41						
<b>10</b>	<b>Jonathan COBB</b>										
<b>Lap</b>	<b>1</b>	<b>2</b>	<b>3</b>	<b>4</b>	<b>5</b>	<b>6</b>	<b>7</b>	<b>8</b>	<b>9</b>	<b>10</b>	
1	1:08.68	1:01.10	1:00.19	59.69	59.98	1:00.47	1:00.05	1:01.84	1:01.03	1:01.23	
11	1:00.67	1:00.54	1:00.94	1:00.69	1:00.67						
<b>12</b>	<b>Tom WALKER</b>										
<b>Lap</b>	<b>1</b>	<b>2</b>	<b>3</b>	<b>4</b>	<b>5</b>	<b>6</b>	<b>7</b>	<b>8</b>	<b>9</b>	<b>10</b>	
1	1:03.68	59.84	1:00.56	59.59	59.92	59.89	58.84	59.96	59.68	59.22	
11	59.46	59.31	59.91	59.35	59.54						
<b>30</b>	<b>Tony LEES</b>										
<b>Lap</b>	<b>1</b>	<b>2</b>	<b>3</b>	<b>4</b>	<b>5</b>	<b>6</b>	<b>7</b>	<b>8</b>	<b>9</b>	<b>10</b>	
1	1:06.10	59.74	59.64	59.63	59.62	59.97	59.51	59.91	59.17	1:00.75	
11	1:00.12	59.94	1:00.39								
<b>31</b>	<b>Sue DARBYSHIRE</b>										
<b>Lap</b>	<b>1</b>	<b>2</b>	<b>3</b>	<b>4</b>	<b>5</b>	<b>6</b>	<b>7</b>	<b>8</b>	<b>9</b>	<b>10</b>	
1	1:08.21	1:00.84	59.52	59.06	59.60	59.37	1:00.11	59.64	1:01.17	1:00.54	
<b>32</b>	<b>Robert CARR</b>										
<b>Lap</b>	<b>1</b>	<b>2</b>	<b>3</b>	<b>4</b>	<b>5</b>	<b>6</b>	<b>7</b>	<b>8</b>	<b>9</b>	<b>10</b>	
1	1:05.92	59.61	1:00.46	1:00.13	59.54	59.89	59.54	59.73	59.97	1:00.19	
11	59.92	1:00.15	59.62	1:00.85	59.79						
<b>33</b>	<b>Chris HUDSON</b>										
<b>Lap</b>	<b>1</b>	<b>2</b>	<b>3</b>	<b>4</b>	<b>5</b>	<b>6</b>	<b>7</b>	<b>8</b>	<b>9</b>	<b>10</b>	
1	1:10.63	1:03.43	1:03.84	1:04.56	1:04.35	1:05.06	1:07.70	1:05.12	1:06.63	1:06.54	
11	1:10.66	1:08.68	1:07.90	1:06.27							
<b>35</b>	<b>Nick LESTON</b>										
<b>Lap</b>	<b>1</b>	<b>2</b>	<b>3</b>	<b>4</b>	<b>5</b>	<b>6</b>	<b>7</b>	<b>8</b>	<b>9</b>	<b>10</b>	
1	1:07.44	1:01.31	1:00.96	1:00.91	1:01.41	1:02.33	1:01.73	1:01.88	1:01.17	1:02.21	
11	1:02.33	1:01.62	1:02.25	1:01.69	1:02.07						
<b>43</b>	<b>Bo WILLIAMS</b>										
<b>Lap</b>	<b>1</b>	<b>2</b>	<b>3</b>	<b>4</b>	<b>5</b>	<b>6</b>	<b>7</b>	<b>8</b>	<b>9</b>	<b>10</b>	
1	1:13.96	1:06.09	1:07.50	1:08.02	1:09.43	1:08.49	1:11.63	1:11.26	1:10.63	1:09.09	
11	1:07.91	1:08.66	1:08.00								
<b>44</b>	<b>Bruce STOPS</b>										
<b>Lap</b>	<b>1</b>	<b>2</b>	<b>3</b>	<b>4</b>	<b>5</b>	<b>6</b>	<b>7</b>	<b>8</b>	<b>9</b>	<b>10</b>	
1	1:17.52	1:07.12	1:07.43	1:07.30	1:07.96	1:08.61	1:07.52	1:08.03	1:08.28	1:08.82	
11	1:08.70	1:09.44	1:10.68	1:08.73							

---

**56 Ralf EMMERLING**

Lap	1	2	3	4	5	6	7	8	9	10
1	1:13.48	1:06.59	1:08.77	1:08.52	1:09.04	1:08.17	1:07.26	1:09.37	1:09.83	1:09.95
11	1:11.47	1:13.21	1:12.43							

---

**63 Hughie WALKER**

Lap	1	2	3	4	5	6	7	8	9	10
1	1:20.73	1:08.65	1:08.98	1:09.58	1:09.12	1:11.07	1:08.42	1:09.14	1:08.79	1:08.88
11	1:08.48	1:08.36	1:09.21							

---

**64 Christopher BATTY**

Lap	1	2	3	4	5	6	7	8	9	10
1	1:15.66	1:06.84	1:06.92	1:08.14	1:06.95	1:06.35	1:06.47	1:07.67	1:06.51	1:06.26
11	1:05.82	1:06.53	1:05.82	1:06.49						

---

**81 Mark WALKER**

Lap	1	2	3	4	5	6	7	8	9	10
1	1:19.36	1:07.16	1:10.80	1:09.97	1:09.41	1:10.14	1:10.88	1:08.93	1:07.79	1:07.35
11	1:07.54	1:09.05	1:11.70							

---

**82 Clive TEMPLE**

Lap	1	2	3	4	5	6	7	8	9	10
1	1:26.19	1:13.20	1:13.07	1:14.18	1:13.47	1:13.51	1:14.30	1:13.48	1:13.97	1:12.89
11	1:12.55	1:12.81	1:12.52							

# Lap Chart

## VINTAGE RACING CARS (VSCC SET 1) - RACE 7

Lap 1		Lap 2		Lap 3		Lap 4		Lap 5		Lap 6		Lap 7		Lap 8		Lap 9		Lap 10	
No	Time	No	Time	No	Time	No	Time	No	Time	No	Time	No	Time	No	Time	No	Time	No	Time
12	1:03.68	12	2:03.52	12	3:04.08	12	4:03.67	12	5:03.59	12	6:03.48	12	7:02.32	12	8:02.28	12	9:01.96	12	10:01.18
32	1:05.92	32	2:05.53	30	3:05.48	30	4:05.11	30	5:04.73	30	6:04.70	30	7:04.21	44	8:03.46 *1	30	9:03.29	82	10:01.40 *2
30	1:06.10	30	2:05.84	32	3:05.99	32	4:06.12	32	5:05.66	32	6:05.55	32	7:05.09	30	8:04.12	32	9:04.79	30	10:04.04
8	1:07.34	8	2:06.85	8	3:06.30	8	4:06.19	8	5:06.02	8	6:05.74	8	7:05.89	32	8:04.82	64	9:05.00 *1	32	10:04.98
35	1:07.44	35	2:08.75	31	3:08.57	31	4:07.63	82	5:06.64 *1	31	6:06.60	31	7:06.71	43	8:05.12 *1	8	9:07.45	31	10:08.06
31	1:08.21	31	2:09.05	35	3:09.71	10	4:09.66	31	5:07.23	10	6:10.11	81	7:06.84 *1	8	8:05.93	31	9:07.52	8	10:09.00
10	1:08.68	10	2:09.78	10	3:09.97	35	4:10.62	10	5:09.64	35	6:14.36	63	7:08.13 *1	31	8:06.35	56	9:11.20 *1	64	10:11.51 *1
33	1:10.63	33	2:14.06	33	3:17.90	33	4:22.46	35	5:12.03	82	6:20.11 *1	10	7:10.16	10	8:12.00	44	9:11.49 *1	10	10:14.26
56	1:13.48	43	2:20.05	43	3:27.55	43	4:35.57	33	5:26.81	33	6:31.87	35	7:16.09	63	8:16.55 *1	10	9:13.03	44	10:19.77 *1
43	1:13.96	56	2:20.07	56	3:28.84	56	4:37.36	64	5:44.51	64	6:50.86	82	7:33.62 *1	81	8:17.72 *1	43	9:16.38 *1	56	10:21.03 *1
64	1:15.66	64	2:22.50	64	3:29.42	64	4:37.56	43	5:45.00	43	6:53.49	33	7:39.57	35	8:17.97	35	9:19.14	35	10:21.35
44	1:17.52	44	2:24.64	44	3:32.07	44	4:39.37	56	5:46.40	56	6:54.57	64	7:57.33	33	8:44.69	63	9:25.69 *1	43	10:27.01 *1
81	1:19.36	81	2:26.52	81	3:37.32	81	4:47.29	44	5:47.33	44	6:55.94	56	8:01.83	82	8:47.92 *1	81	9:26.65 *1	81	10:34.44 *1
63	1:20.73	63	2:29.38	63	3:38.36	63	4:47.94	81	5:56.70							33	9:51.32	63	10:34.48 *1
82	1:26.19	82	2:39.39	82	3:52.46			63	5:57.06									33	10:57.86



# Lap Chart

## VINTAGE RACING CARS (VSCC SET 1) - RACE 7

Lap 11		Lap 12		Lap 13		Lap 14		Lap 15		Lap 16		Lap 17		Lap 18		Lap 19		Lap 20	
No	Time	No	Time	No	Time	No	Time	No	Time	No	Time	No	Time	No	Time	No	Time	No	Time
12	11:00.64	12	11:59.95	12	12:59.86	12	13:59.21	12	14:58.75										
30	11:04.16	30	12:04.10	30	13:04.49	63	14:00.20 *2	43	15:00.67 *2										
32	11:04.90	32	12:05.05	32	13:04.67	32	14:05.52	32	15:05.31										
8	11:09.95	33	12:08.52 *1	8	13:10.62	8	14:10.16	56	15:08.09 *2										
10	11:14.93	8	12:10.30	10	13:16.41	10	14:17.10	63	15:09.41 *2										
82	11:15.37 *2	10	12:15.47	33	13:17.20 *1	33	14:25.10 *1	8	15:09.57										
64	11:17.77 *1	64	12:23.59 *1	35	13:27.55	35	14:29.24	81	15:10.08 *2										
35	11:23.68	35	12:25.30	64	13:30.12 *1	64	14:35.94 *1	10	15:17.77										
44	11:28.59 *1	82	12:28.26 *2	82	13:40.81 *2	82	14:53.62 *2	35	15:31.31										
56	11:30.98 *1	44	12:37.29 *1	44	13:46.73 *1	44	14:57.41 *1	33	15:31.37 *1										
43	11:36.10 *1	56	12:42.45 *1	43	13:52.67 *1			64	15:42.43 *1										
81	11:41.79 *1	43	12:44.01 *1	56	13:55.66 *1			44	16:06.14 *1										
63	11:43.36 *1	81	12:49.33 *1	81	13:58.38 *1			82	16:06.14 *2										
		63	12:51.84 *1																



## The Vintage Sports-Car Club

### RACE 8 – SHORT SCRATCH RACE FOR PRE-WAR CARS (VSCC SET 5)

#### RESULT

Pl	No	Cl	Name	Car	Lap	Time	Behind	MPH	Best Lap on	MPH	Handicap
1	197	C	John SEBER	Wolseley Hornet Special	7	7:38.99		74.12	1:03.02	2	77.12
2	54	B	Andrew KELLOCK	Fiat AC	7	7:43.11	4.12	73.46	1:04.26	2	75.63
3	72	D	Malcolm UNDERWOOD	Delahaye 135	7	8:15.72	36.73	68.63	1:07.60	2	71.89
4	79	A	Geoff TOMS	Fiat 508S	7	8:21.77	42.78	67.80	1:09.08	3	70.35 18.21
5	77	B	Philip BEWLEY	Bugatti T35	7	8:37.79	58.80	65.70	1:12.02	3	67.48 13.65
6	112	B	Andrew CROYS DILL	Riley 12/4	7	8:48.81	1:09.82	64.33	1:13.09	6	66.49 17.18
7	96	A	Angus FROST	Austin 7 Special	7	8:49.11	1:10.12	64.30	1:14.14	3	65.55 10.13 *
8	34	A	John SKEAVINGTON	Austin Ulster Replica	7	8:49.62	1:10.63	64.23	1:13.13	5	66.46 17.71
9	62	D	Peter BUTLER	Bentley 3/4 1½	6	7:38.99	1 Lap	63.53	1:12.09	2	67.42 26.45
10	128	C	Tim PARKER	Lagonda 2 Litre	6	8:00.07	1 Lap	60.74	1:17.06	6	63.07 17.71
11	130	A	Robert MOORE	Austin 7	6	8:11.74	1 Lap	59.30	1:18.78	3	61.69 19.06

#### AWARDS:

##### Race Winner & 1st in Class C:

197 C John SEBER Wolseley Hornet Special

2<sup>nd</sup> 54 B Andrew KELLOCK Fiat AC (& 1<sup>st</sup> in Class B)

3<sup>rd</sup> 72 D Malcolm UNDERWOOD Delahaye 135 (& 1<sup>st</sup> in Class D)

##### Other Capacity Class Winners:

79 A Geoff TOMS Fiat 508S (1<sup>st</sup> in Class A)

##### 1st VSCC 'Standard' Car:

77 B Philip BEWLEY Bugatti T35

##### Winner on Handicap:


96 A Angus FROST Austin 7 Special

# RACE GRID

## RACE FOR PRE-WAR CARS (VSCC SET 5)

### RACE 8

ROW 10			
ROW 9	<b>130</b> 01:27.710 Robert MOORE		
ROW 8	<b>87</b> 01:20.470 David SAXL		<b>134</b> 01:20.910 George PARKINSON
ROW 7	<b>34</b> 01:16.570 John SKEAVINGTON	<b>128</b> 01:18.510 Tim PARKER	
ROW 6		<b>112</b> 01:14.030 Andrew CROYS DILL	<b>100</b> 01:15.010 John BRIGGS
ROW 5	<b>62</b> 01:11.810 Peter BUTLER	<b>96</b> 01:13.390 Angus FROST	
ROW 4		<b>94</b> 01:10.510 Hugh BIRLEY	<b>77</b> 01:11.790 Philip BEWLEY
ROW 3	<b>197</b> 01:09.380 John SEBER	<b>66</b> 01:09.840 David DANIELS	
ROW 2		<b>72</b> 01:07.890 Malcolm UNDERWOOD	<b>79</b> 01:08.380 Geoff TOMS
ROW 1	<b>54</b> 01:06.560 Andrew KELLOCK	<b>156</b> 01:07.860 Gegan THRUSTON	
<b>POLE</b>			



# RACE FOR PRE-WAR CARS (VSCC SET 5)

## LAP TIMES - RACE 8

---

**34 John SKEAVINGTON**

Lap	1	2	3	4	5	6	7	8	9	10
1	1:25.11	1:13.76	1:14.43	1:16.58	1:13.13	1:13.44	1:13.17			

---

**54 Andrew KELLOCK**

Lap	1	2	3	4	5	6	7	8	9	10
1	1:11.38	1:04.26	1:04.36	1:07.56	1:05.65	1:05.07	1:04.83			

---

**62 Peter BUTLER**

Lap	1	2	3	4	5	6	7	8	9	10
1	1:31.10	1:12.09	1:12.97	1:16.21	1:12.78	1:13.84				

---

**72 Malcolm UNDERWOOD**

Lap	1	2	3	4	5	6	7	8	9	10
1	1:14.60	1:07.60	1:07.90	1:14.58	1:10.02	1:10.53	1:10.49			

---

**77 Philip BEWLEY**

Lap	1	2	3	4	5	6	7	8	9	10
1	1:20.43	1:14.46	1:12.02	1:12.50	1:12.53	1:13.16	1:12.69			

---

**79 Geoff TOMS**

Lap	1	2	3	4	5	6	7	8	9	10
1	1:16.94	1:10.55	1:09.08	1:13.78	1:11.34	1:10.18	1:09.90			

---

**87 David SAXL**

Lap	1	2	3	4	5	6	7	8	9	10
1	1:30.71	1:35.74								

---

**96 Angus FROST**

Lap	1	2	3	4	5	6	7	8	9	10
1	1:22.31	1:14.28	1:14.14	1:14.23	1:14.93	1:14.68	1:14.54			

---

**100 John BRIGGS**

Lap	1	2	3	4	5	6	7	8	9	10
1	1:28.32									

---

**112 Andrew CROYSBILL**

Lap	1	2	3	4	5	6	7	8	9	10
1	1:24.66	1:14.11	1:14.36	1:14.77	1:14.37	1:13.09	1:13.45			

---

**128 Tim PARKER**

Lap	1	2	3	4	5	6	7	8	9	10
1	1:32.39	1:17.54	1:17.73	1:17.80	1:17.55	1:17.06				

---

**130 Robert MOORE**

Lap	1	2	3	4	5	6	7	8	9	10
1	1:32.01	1:19.66	1:18.78	1:21.06	1:19.95	1:20.28				

---

**134 George PARKINSON**

Lap	1	2	3	4	5	6	7	8	9	10
1	1:33.58	1:17.43								

---

**156 Gregan THRUSTON**

<b>Lap</b>	<b>1</b>	<b>2</b>	<b>3</b>	<b>4</b>	<b>5</b>	<b>6</b>	<b>7</b>	<b>8</b>	<b>9</b>	<b>10</b>
1	1:13.66	1:13.46	1:18.44	1:19.35	1:17.64					

---

**197 John SEBER**

<b>Lap</b>	<b>1</b>	<b>2</b>	<b>3</b>	<b>4</b>	<b>5</b>	<b>6</b>	<b>7</b>	<b>8</b>	<b>9</b>	<b>10</b>
1	1:10.49	1:03.02	1:03.30	1:05.28	1:06.65	1:06.64	1:03.61			

# Lap Chart

## RACE FOR PRE-WAR CARS (VSCC SET 5) - RACE 8

Lap 1		Lap 2		Lap 3		Lap 4		Lap 5		Lap 6		Lap 7		Lap 8		Lap 9		Lap 10	
No	Time	No	Time	No	Time	No	Time	No	Time	No	Time	No	Time	No	Time	No	Time	No	Time
197	1:10.49	197	2:13.51	197	3:16.81	197	4:22.09	197	5:28.74	197	6:35.38	197	7:38.99						
54	1:11.38	54	2:15.64	54	3:20.00	54	4:27.56	130	5:31.51 *1	54	6:38.28	62	7:38.99 *1						
156	1:13.66	72	2:22.20	72	3:30.10	72	4:44.68	54	5:33.21	128	6:43.01 *1	54	7:43.11						
72	1:14.60	156	2:27.12	79	3:36.57	79	4:50.35	72	5:54.70	130	6:51.46 *1	128	8:00.07 *1						
79	1:16.94	79	2:27.49	156	3:45.56	77	4:59.41	79	6:01.69	72	7:05.23	130	8:11.74 *1						
77	1:20.43	77	2:34.89	77	3:46.91	156	5:04.91	77	6:11.94	79	7:11.87	72	8:15.72						
96	1:22.31	96	2:36.59	96	3:50.73	96	5:04.96	96	6:19.89	77	7:25.10	79	8:21.77						
112	1:24.66	112	2:38.77	112	3:53.13	112	5:07.90	112	6:22.27	96	7:34.57	77	8:37.79						
34	1:25.11	34	2:38.87	34	3:53.30	34	5:09.88	156	6:22.55	112	7:35.36	112	8:48.81						
100	1:28.32	62	2:43.19	62	3:56.16	62	5:12.37	34	6:23.01	34	7:36.45	96	8:49.11						
87	1:30.71	128	2:49.93	128	4:07.66	128	5:25.46	62	6:25.15			34	8:49.62						
62	1:31.10	134	2:51.01	130	4:10.45														
130	1:32.01	130	2:51.67																
128	1:32.39	87	3:06.45																
134	1:33.58																		



## The Vintage Sports-Car Club

### RACE 9 – JOHN TAYLOR MEMORIAL TROPHY FOR FORMULA JUNIOR CARS

#### RESULT

Pl	No	Cl	Name	Car	Lap	Time	Behind	MPH	Best Lap on	MPH	
1	5	B2	Chris DRAKE	Terrier Series 1 Mk IV	21	19:57.11		85.26	55.39	14	87.74
2	222	B2	Mark WOODHOUSE	Elva 100	21	20:02.01	4.90	84.91	56.10	15	86.63
3	23	B2	John ARNOLD	Elva 100	21	20:13.44	16.33	84.11	56.59	12	85.88
4	6	B2	Stephen BARLOW	Bmc Mk1 FJ	21	20:17.56	20.45	83.82	56.80	6	85.56
5	15	B2	Ian PHILLIPS	Cooper Mk 10	21	20:25.47	28.36	83.28	57.12	6	85.08
6	127	B2	Paul DIXON	Gemini FJ Mark II	20	20:07.86	1 Lap	80.47	58.58	15	82.96
7	154	A	Martin SHEPPARD	Stanguellini	20	20:07.97	1 Lap	80.47	57.79	15	84.10
8	13	A	Richard PUGH	Stanguellini FJ	19	20:11.77	2 Laps	76.20	1:02.11	16	78.25
9	22	B2	Richard BISHOP-MILLER	Autosport Mk2	19	20:23.56	2 Laps	75.47	1:02.51	16	77.75
10	193	B2	Rudolf ERNST	Mitter DKW FJ	19	20:29.40	2 Laps	75.11	1:01.77	13	78.68
11	36	B2	David BISHOP	Elva 100	18	20:33.49	3 Laps	70.92	1:05.85	2	73.80

#### AWARDS:

##### Race Winner & 1<sup>st</sup> in Class B2:

5 B2 Chris DRAKE Terrier Series 1 Mk IV

2<sup>nd</sup> 222 B2 Mark WOODHOUSE Elva 100


3<sup>rd</sup> 23 B2 John ARNOLD Elva 100

##### Other Class Winners:

154 A Martin SHEPPARD Stanguellini (1<sup>st</sup> in Class A)




# RACE GRID



## JOHN TAYLOR MEMORIAL RACE FOR FORMULA JUNIOR CARS

### RACE 9

ROW 10			
ROW 9	<b>9</b> John CHISHOLM		
ROW 8		<b>36</b> 01:06.610 David BISHOP	<b>19</b> Ralf EMMERLING
ROW 7	<b>193</b> 01:03.130 Rudolf ERNST		<b>22</b> 01:04.580 Richard BISHOP-MILLER
ROW 6		<b>25</b> 01:01.030 Bernard BROCK	<b>13</b> 01:01.720 Richard PUGH
ROW 5	<b>14</b> 01:00.130 Graham BARRON		<b>127</b> 01:00.270 Paul DIXON
ROW 4		<b>110</b> 00:59.370 Taff SMITH	<b>154</b> 00:59.630 Martin SHEPPARD
ROW 3	<b>6</b> 00:57.240 Stephen BARLOW		<b>15</b> 00:59.080 Ian PHILLIPS
ROW 2		<b>90</b> 00:56.910 Pat BARFORD	<b>23</b> 00:57.240 John ARNOLD
ROW 1	<b>5</b> 00:55.510 Chris DRAKE		<b>222</b> 00:56.400 Mark WOODHOUSE
<b>POLE</b>			





# JOHN TAYLOR MEMORIAL RACE FOR FORMULA JUNIOR CARS

## LAP TIMES - RACE 9

<b>5</b>	<b>Chris DRAKE</b>										
<b>Lap</b>	<b>1</b>	<b>2</b>	<b>3</b>	<b>4</b>	<b>5</b>	<b>6</b>	<b>7</b>	<b>8</b>	<b>9</b>	<b>10</b>	
1	1:01.91	55.84	55.92	56.37	55.79	56.61	56.62	55.69	57.70	57.43	
11	57.34	57.82	56.32	55.39	55.99	57.00	56.84	58.06	58.04	57.62	
21	56.81										
<b>6</b>	<b>Stephen BARLOW</b>										
<b>Lap</b>	<b>1</b>	<b>2</b>	<b>3</b>	<b>4</b>	<b>5</b>	<b>6</b>	<b>7</b>	<b>8</b>	<b>9</b>	<b>10</b>	
1	1:05.03	57.91	57.54	57.45	57.71	56.80	56.99	58.10	57.22	57.10	
11	57.90	57.25	58.11	57.54	57.76	57.99	58.13	58.35	57.60	58.11	
21	56.97										
<b>13</b>	<b>Richard PUGH</b>										
<b>Lap</b>	<b>1</b>	<b>2</b>	<b>3</b>	<b>4</b>	<b>5</b>	<b>6</b>	<b>7</b>	<b>8</b>	<b>9</b>	<b>10</b>	
1	1:13.31	1:02.89	1:02.20	1:03.38	1:02.98	1:04.21	1:03.20	1:04.37	1:04.16	1:03.91	
11	1:03.44	1:02.87	1:02.80	1:02.33	1:04.62	1:02.11	1:02.74	1:03.12	1:03.13		
<b>14</b>	<b>Graham BARRON</b>										
<b>Lap</b>	<b>1</b>	<b>2</b>	<b>3</b>	<b>4</b>	<b>5</b>	<b>6</b>	<b>7</b>	<b>8</b>	<b>9</b>	<b>10</b>	
1	1:10.73	1:00.52	59.94	1:00.80	1:01.36	59.61	1:00.53	59.33	59.49	59.71	
<b>15</b>	<b>Ian PHILLIPS</b>										
<b>Lap</b>	<b>1</b>	<b>2</b>	<b>3</b>	<b>4</b>	<b>5</b>	<b>6</b>	<b>7</b>	<b>8</b>	<b>9</b>	<b>10</b>	
1	1:07.45	57.84	57.63	57.77	57.76	57.12	57.76	57.39	57.39	59.09	
11	57.87	58.72	57.50	58.69	57.41	57.79	57.15	58.55	58.65	57.68	
21	58.26										
<b>22</b>	<b>Richard BISHOP-MILLER</b>										
<b>Lap</b>	<b>1</b>	<b>2</b>	<b>3</b>	<b>4</b>	<b>5</b>	<b>6</b>	<b>7</b>	<b>8</b>	<b>9</b>	<b>10</b>	
1	1:14.32	1:04.09	1:03.40	1:04.77	1:04.21	1:05.28	1:03.80	1:04.74	1:04.45	1:04.72	
11	1:04.41	1:03.33	1:02.89	1:02.64	1:02.66	1:02.51	1:02.65	1:05.79	1:02.90		
<b>23</b>	<b>John ARNOLD</b>										
<b>Lap</b>	<b>1</b>	<b>2</b>	<b>3</b>	<b>4</b>	<b>5</b>	<b>6</b>	<b>7</b>	<b>8</b>	<b>9</b>	<b>10</b>	
1	1:04.15	56.75	56.61	57.14	57.02	56.90	57.52	57.11	57.49	58.20	
11	57.31	56.59	57.42	56.77	57.52	56.86	57.00	57.24	1:01.73	58.34	
21	57.77										
<b>25</b>	<b>Bernard BROCK</b>										
<b>Lap</b>	<b>1</b>	<b>2</b>	<b>3</b>	<b>4</b>	<b>5</b>	<b>6</b>	<b>7</b>	<b>8</b>	<b>9</b>	<b>10</b>	
1	1:11.71	1:01.84	1:00.90	59.39	1:00.68	1:00.86	1:01.17	1:00.77			
<b>36</b>	<b>David BISHOP</b>										
<b>Lap</b>	<b>1</b>	<b>2</b>	<b>3</b>	<b>4</b>	<b>5</b>	<b>6</b>	<b>7</b>	<b>8</b>	<b>9</b>	<b>10</b>	
1	1:16.58	1:05.85	1:06.45	1:06.50	1:06.10	1:06.73	1:06.52	1:06.42	1:09.47	1:14.42	
11	1:12.12	1:09.05	1:08.45	1:07.92	1:06.24	1:09.81	1:08.01	1:06.85			
<b>90</b>	<b>Pat BARFORD</b>										
<b>Lap</b>	<b>1</b>	<b>2</b>	<b>3</b>	<b>4</b>	<b>5</b>	<b>6</b>	<b>7</b>	<b>8</b>	<b>9</b>	<b>10</b>	

1	1:10.63	58.61	58.43	59.01	56.90	57.63	57.57	56.79	57.64	59.59
11	1:00.66	57.45	57.10	57.26	56.47	55.65	55.42			

---

**110 Taff SMITH**

<b>Lap</b>	<b>1</b>	<b>2</b>	<b>3</b>	<b>4</b>	<b>5</b>	<b>6</b>	<b>7</b>	<b>8</b>	<b>9</b>	<b>10</b>
1	1:12.17	1:01.45	59.02	59.31	1:00.00	1:00.35	1:00.63			

---

**127 Paul DIXON**

<b>Lap</b>	<b>1</b>	<b>2</b>	<b>3</b>	<b>4</b>	<b>5</b>	<b>6</b>	<b>7</b>	<b>8</b>	<b>9</b>	<b>10</b>
1	1:09.38	1:00.44	1:00.82	59.98	1:00.83	1:00.42	59.62	1:00.28	59.18	1:00.81
11	1:01.34	1:00.33	59.62	59.15	58.58	58.97	59.07	59.42	1:00.23	59.39

---

**154 Martin SHEPPARD**

<b>Lap</b>	<b>1</b>	<b>2</b>	<b>3</b>	<b>4</b>	<b>5</b>	<b>6</b>	<b>7</b>	<b>8</b>	<b>9</b>	<b>10</b>
1	1:07.10	1:00.14	1:00.12	58.96	59.36	59.54	59.66	59.56	59.04	1:00.17
11	1:10.59	59.48	59.58	1:01.93	57.79	57.79	58.29	59.71	59.93	59.23

---

**193 Rudolf ERNST**

<b>Lap</b>	<b>1</b>	<b>2</b>	<b>3</b>	<b>4</b>	<b>5</b>	<b>6</b>	<b>7</b>	<b>8</b>	<b>9</b>	<b>10</b>
1	1:15.13	1:02.16	1:06.41	1:04.13	1:03.86	1:06.09	1:05.70	1:03.81	1:05.79	1:04.08
11	1:02.77	1:03.16	1:01.77	1:03.29	1:04.89	1:02.26	1:05.26	1:04.01	1:04.83	

---

**222 Mark WOODHOUSE**

<b>Lap</b>	<b>1</b>	<b>2</b>	<b>3</b>	<b>4</b>	<b>5</b>	<b>6</b>	<b>7</b>	<b>8</b>	<b>9</b>	<b>10</b>
1	1:01.83	57.07	57.12	57.91	57.19	56.39	56.46	56.35	56.38	57.87
11	58.09	57.31	57.66	56.50	56.10	56.95	56.46	56.83	57.95	56.88
21	56.71									

# Lap Chart

## JOHN TAYLOR MEMORIAL RACE FOR FORMULA JUNIOR CARS - RACE 9

Lap 1		Lap 2		Lap 3		Lap 4		Lap 5		Lap 6		Lap 7		Lap 8		Lap 9		Lap 10	
No	Time	No	Time	No	Time	No	Time	No	Time	No	Time	No	Time	No	Time	No	Time	No	Time
222	1:01.83	5	1:57.75	5	2:53.67	5	3:50.04	5	4:45.83	5	5:42.44	5	6:39.06	5	7:34.75	5	8:32.45	5	9:29.88
5	1:01.91	222	1:58.90	222	2:56.02	222	3:53.93	222	4:51.12	222	5:47.51	222	6:43.97	22	7:39.87 *1	13	8:36.54 *1	222	9:34.57
23	1:04.15	23	2:00.90	23	2:57.51	23	3:54.65	23	4:51.67	23	5:48.57	23	6:46.09	222	7:40.32	222	8:36.70	23	9:38.89
6	1:05.03	6	2:02.94	6	3:00.48	6	3:57.93	6	4:55.64	6	5:52.44	36	6:48.21 *1	23	7:43.20	23	8:40.69	13	9:40.70 *1
154	1:07.10	15	2:05.29	15	3:02.92	15	4:00.69	15	4:58.45	15	5:55.57	6	6:49.43	193	7:43.48 *1	22	8:44.61 *1	6	9:41.85
15	1:07.45	154	2:07.24	154	3:07.36	154	4:06.32	90	5:03.58	90	6:01.21	15	6:53.33	6	7:47.53	6	8:44.75	15	9:47.20
127	1:09.38	90	2:09.24	90	3:07.67	90	4:06.68	154	5:05.68	154	6:05.22	90	6:58.78	15	7:50.72	193	8:47.29 *1	22	9:49.06 *1
90	1:10.63	127	2:09.82	127	3:10.64	127	4:10.62	127	5:11.45	127	6:11.87	154	7:04.88	36	7:54.73 *1	15	8:48.11	90	9:52.80
14	1:10.73	14	2:11.25	14	3:11.19	110	4:11.95	110	5:11.95	110	6:12.30	127	7:11.49	90	7:55.57	90	8:53.21	193	9:53.08 *1
25	1:11.71	25	2:13.55	110	3:12.64	14	4:11.99	14	5:13.35	14	6:12.96	110	7:12.93	154	8:04.44	36	9:01.15 *1	154	10:03.65
110	1:12.17	110	2:13.62	25	3:14.45	25	4:13.84	25	5:14.52	25	6:15.38	14	7:13.49	127	8:11.77	154	9:03.48	36	10:10.62 *1
13	1:13.31	13	2:16.20	13	3:18.40	13	4:21.78	13	5:24.76	13	6:28.97	25	7:16.55	14	8:12.82	127	9:10.95	127	10:11.76
22	1:14.32	193	2:17.29	22	3:21.81	22	4:26.58	22	5:30.79	22	6:36.07	13	7:32.17	25	8:17.32	14	9:12.31	14	10:12.02
193	1:15.13	22	2:18.41	193	3:23.70	193	4:27.83	193	5:31.69	193	6:37.78								
36	1:16.58	36	2:22.43	36	3:28.88	36	4:35.38	36	5:41.48										

# Lap Chart

## JOHN TAYLOR MEMORIAL RACE FOR FORMULA JUNIOR CARS - RACE 9

Lap 11		Lap 12		Lap 13		Lap 14		Lap 15		Lap 16		Lap 17		Lap 18		Lap 19		Lap 20	
No	Time	No	Time	No	Time	No	Time	No	Time	No	Time	No	Time	No	Time	No	Time	No	Time
5	10:27.22	5	11:25.04	5	12:21.36	5	13:16.75	5	14:12.74	5	15:09.74	5	16:06.58	5	17:04.64	5	18:02.68	5	19:00.30
222	10:32.66	36	11:25.04 *2	222	12:27.63	222	13:24.13	154	14:15.23 *1	127	15:10.78 *1	22	16:09.71 *2	127	17:08.82 *1	13	18:05.52 *2	222	19:05.30
23	10:36.20	222	11:29.97	23	12:30.21	23	13:26.98	222	14:20.23	154	15:13.02 *1	127	16:09.75 *1	36	17:08.82 *3	127	18:08.24 *1	127	19:08.47 *1
6	10:39.75	23	11:32.79	6	12:35.11	6	13:32.65	23	14:24.50	222	15:17.18	154	16:10.81 *1	154	17:09.10 *1	222	18:08.42	13	19:08.64 *2
13	10:44.61 *1	6	11:37.00	36	12:37.16 *2	15	13:39.98	6	14:30.41	23	15:21.36	193	16:13.04 *2	222	17:10.47	154	18:08.81 *1	154	19:08.74 *1
15	10:45.07	15	11:43.79	15	12:41.29	90	13:45.27	15	14:37.39	6	15:28.40	222	16:13.64	22	17:12.22 *2	22	18:14.87 *2	23	19:15.67
90	10:53.46	13	11:48.05 *1	90	12:48.01	36	13:46.21 *2	90	14:41.74	15	15:35.18	23	16:18.36	193	17:15.30 *2	23	18:17.33	6	19:20.59
22	10:53.78 *1	90	11:50.91	13	12:50.92 *1	13	13:53.72 *1	36	14:54.66 *2	90	15:37.39	6	16:26.53	23	17:15.60	36	18:18.63 *3	22	19:20.66 *2
193	10:57.16 *1	22	11:58.19 *1	22	13:01.52 *1	22	14:04.41 *1	13	14:56.05 *1	13	16:00.67 *1	15	16:32.33	6	17:24.88	193	18:20.56 *2	193	19:24.57 *2
127	11:13.10	193	11:59.93 *1	193	13:03.09 *1	193	14:04.86 *1	22	15:07.05 *1	36	16:02.58 *2	90	16:32.81	15	17:30.88	6	18:22.48	36	19:26.64 *3
154	11:14.24	127	12:13.43	127	13:13.05	127	14:12.20	193	15:08.15 *1			13	17:02.78 *1			15	18:29.53	15	19:27.21
		154	12:13.72	154	13:13.30														

# Lap Chart

## JOHN TAYLOR MEMORIAL RACE FOR FORMULA JUNIOR CARS - RACE 9

Lap 21		Lap 22		Lap 23		Lap 24		Lap 25		Lap 26		Lap 27		Lap 28		Lap 29		Lap 30	
No	Time	No	Time	No	Time	No	Time	No	Time	No	Time	No	Time	No	Time	No	Time	No	Time
5	19:57.11																		
222	20:02.01																		
127	20:07.86	*1																	
154	20:07.97	*1																	
13	20:11.77	*2																	
23	20:13.44																		
6	20:17.56																		
22	20:23.56	*2																	
15	20:25.47																		
193	20:29.40	*2																	
36	20:33.49	*3																	



## The Vintage Sports-Car Club

### RACE 10 – SHORT HANDICAP RACE FOR PRE-WAR CARS (VSCC SET 6) INCORPORATING THE BURGHLEY TROPHY FOR AUSTIN 7s

#### RESULT

Pl	No	Cl	Name	Car	Lap	Time	Behind	MPH	Best Lap on	MPH
1	79		Geoff TOMS	Fiat 508S	6	7:04.91		68.63	1:08.63	6 70.81
2	121		Roland WOODTLI	Riley 15/6 Special	6	7:33.47	28.56	60.98	1:16.91	4 63.19
3	134	BT	George PARKINSON	Rosengart LR2 Torpedo	6	7:35.00	30.09	60.75	1:16.13	3 63.84
4	130	BT	Robert MOORE	Austin 7	6	7:40.11	35.20	59.98	1:18.26	2 62.10
5	109		James WHITMORE	Riley 12/4 Special	6	7:45.88	40.97	66.90	1:09.91	5 69.52
6	77		Philip BEWLEY	Bugatti T35	6	7:50.65	45.74	66.17	1:10.33	5 69.10
7	201	BT	Nick HAYWARD-COOK	Austin 7 Monoposto	6	7:52.72	47.81	68.98	1:07.38	2 72.13
8	122	BT	Antony FELTHAM-WHITE	Austin 7 Racing Special	6	7:52.75	47.84	64.41	1:12.52	4 67.02
9	104	BT	John EVERETT	Austin 7 Ulster Sport	6	7:52.79	47.88	63.70	1:14.19	6 65.51
10	197		John SEBER	Wolseley Hornet Special	6	7:53.74	48.83	68.82	1:07.75	6 71.73
11	112		Andrew CROYS DILL	Riley 12/4	6	7:53.80	48.89	64.26	1:12.77	5 66.79
12	111	BT	Olly SANDERS	Austin 7 Willis Special	6	7:55.83	50.92	65.41	1:11.90	5 67.59
13	190		James BAKER	Riley Brooklands	6	8:02.14	57.23	62.42	1:14.25	6 65.45
14	198		Stephen RIDDINGTON	Riley 12/4 Special	6	8:02.33	57.42	64.47	1:11.99	5 67.51
15	99	BT	David ASPLIN	Austin 7 Ulster Replica	6	8:02.40	57.49	62.39	1:15.30	2 64.54
16	96	BT	Angus FROST	Austin 7 Special	6	8:03.25	58.34	64.34	1:12.79	2 66.77
17	149		Marcus FRIEDER	Riley 12/4	6	8:05.68	1:00.77	63.99	1:13.01	6 66.57
18	148		Julian BROWNRIDGE	Wolseley Hornet Special	6	8:08.48	1:03.57	61.59	1:14.81	6 64.96
19	34	BT	John SKEAVINGTON	Austin Ulster Replica	6	8:10.11	1:05.20	63.38	1:14.30	2 65.41
20	113		Terry McGRATH	Amilcar CGSs	6	8:15.45	1:10.54	60.69	1:16.23	2 63.75
21	106		Cyril HANCOCK	Fiat New Balilla	6	8:18.63	1:13.72	60.29	1:17.21	2 62.95

#### AWARDS:

##### Race Winner:

79 Geoff TOMS Fiat 508S

2<sup>nd</sup> 121 Roland WOODTLI Riley 15/6 Special  
 3<sup>rd</sup> 134 George PARKINSON Rosengart LR2 Torpedo  
 4<sup>th</sup> 130 Robert MOORE Austin 7

(& Winner of the Burghley Trophy)

# HANDICAP RACE FOR PRE-WAR CARS

## LAP TIMES - RACE 10

---

**34 John SKEAVINGTON**

Lap	1	2	3	4	5	6	7	8	9	10
1	1:55.65	1:14.30	1:15.37	1:14.39	1:14.85	1:15.55				

---

**77 Philip BEWLEY**

Lap	1	2	3	4	5	6	7	8	9	10
1	1:52.23	1:11.10	1:12.91	1:12.70	1:10.33	1:11.38				

---

**79 Geoff TOMS**

Lap	1	2	3	4	5	6	7	8	9	10
1	2:27.26		1:11.00	1:09.26	1:08.76	1:08.63				

---

**96 Angus FROST**

Lap	1	2	3	4	5	6	7	8	9	10
1	1:52.18	1:12.79	1:14.81	1:15.47	1:13.53	1:14.47				

---

**99 David ASPLIN**

Lap	1	2	3	4	5	6	7	8	9	10
1	1:39.58	1:15.30	1:16.05	1:17.80	1:15.59	1:18.08				

---

**104 John EVERETT**

Lap	1	2	3	4	5	6	7	8	9	10
1	1:37.89	1:14.93	1:14.91	1:15.43	1:15.44	1:14.19				

---

**106 Cyril HANCOCK**

Lap	1	2	3	4	5	6	7	8	9	10
1	1:42.79	1:17.21	1:17.90	1:18.86	1:19.43	1:22.44				

---

**109 James WHITMORE**

Lap	1	2	3	4	5	6	7	8	9	10
1	1:50.62	1:10.41	1:12.28	1:12.75	1:09.91	1:09.91				

---

**111 Olly SANDERS**

Lap	1	2	3	4	5	6	7	8	9	10
1	1:53.67	1:12.43	1:12.74	1:12.76	1:11.90	1:12.33				

---

**112 Andrew CROYS DILL**

Lap	1	2	3	4	5	6	7	8	9	10
1	1:43.26	1:15.69	1:14.73	1:12.83	1:12.77	1:14.52				

---

**113 Terry McGRATH**

Lap	1	2	3	4	5	6	7	8	9	10
1	1:40.05	1:16.23	1:17.78	1:17.68	1:19.62	1:24.09				

---

**121 Roland WOODTLI**

Lap	1	2	3	4	5	6	7	8	9	10
1		2:23.68	1:17.67	1:17.66	1:16.91	1:17.55				

---

**122 Antony FELTHAM-WHITE**

Lap	1	2	3	4	5	6	7	8	9	10
1	1:43.91	1:15.78	1:13.00	1:12.52	1:13.67	1:13.87				

<b>130</b>	<b>Robert MOORE</b>									
<b>Lap</b>	<b>1</b>	<b>2</b>	<b>3</b>	<b>4</b>	<b>5</b>	<b>6</b>	<b>7</b>	<b>8</b>	<b>9</b>	<b>10</b>
1		2:26.05	1:18.26	1:18.54	1:18.65	1:18.61				
<b>134</b>	<b>George PARKINSON</b>									
<b>Lap</b>	<b>1</b>	<b>2</b>	<b>3</b>	<b>4</b>	<b>5</b>	<b>6</b>	<b>7</b>	<b>8</b>	<b>9</b>	<b>10</b>
1		2:27.60	1:17.58	1:16.13	1:16.77	1:16.92				
<b>148</b>	<b>Julian BROWNRIDGE</b>									
<b>Lap</b>	<b>1</b>	<b>2</b>	<b>3</b>	<b>4</b>	<b>5</b>	<b>6</b>	<b>7</b>	<b>8</b>	<b>9</b>	<b>10</b>
1	1:42.16	1:18.76	1:17.94	1:18.38	1:16.43	1:14.81				
<b>149</b>	<b>Marcus FRIEDER</b>									
<b>Lap</b>	<b>1</b>	<b>2</b>	<b>3</b>	<b>4</b>	<b>5</b>	<b>6</b>	<b>7</b>	<b>8</b>	<b>9</b>	<b>10</b>
1	1:53.57	1:13.78	1:14.83	1:15.67	1:14.82	1:13.01				
<b>190</b>	<b>James BAKER</b>									
<b>Lap</b>	<b>1</b>	<b>2</b>	<b>3</b>	<b>4</b>	<b>5</b>	<b>6</b>	<b>7</b>	<b>8</b>	<b>9</b>	<b>10</b>
1	1:31.18	1:31.19	1:16.98	1:14.28	1:14.26	1:14.25				
<b>197</b>	<b>John SEBER</b>									
<b>Lap</b>	<b>1</b>	<b>2</b>	<b>3</b>	<b>4</b>	<b>5</b>	<b>6</b>	<b>7</b>	<b>8</b>	<b>9</b>	<b>10</b>
1	2:06.74	1:08.43	1:09.01	1:11.73	1:10.08	1:07.75				
<b>198</b>	<b>Stephen RIDDINGTON</b>									
<b>Lap</b>	<b>1</b>	<b>2</b>	<b>3</b>	<b>4</b>	<b>5</b>	<b>6</b>	<b>7</b>	<b>8</b>	<b>9</b>	<b>10</b>
1	1:54.15	1:13.66	1:12.64	1:16.85	1:11.99	1:13.04				
<b>201</b>	<b>Nick HAYWARD-COOK</b>									
<b>Lap</b>	<b>1</b>	<b>2</b>	<b>3</b>	<b>4</b>	<b>5</b>	<b>6</b>	<b>7</b>	<b>8</b>	<b>9</b>	<b>10</b>
1	2:08.52	1:07.38	1:08.70	1:10.36	1:09.14	1:08.62				



# Lap Chart

## HANDICAP RACE FOR PRE-WAR CARS - RACE 10

Lap 1		Lap 2		Lap 3		Lap 4		Lap 5		Lap 6		Lap 7		Lap 8		Lap 9		Lap 10	
No	Time	No	Time	No	Time	No	Time	No	Time	No	Time	No	Time	No	Time	No	Time	No	Time
190	1:31.18	121	2:23.68	79	3:38.26	79	4:47.52	79	5:56.28	79	7:04.91								
104	1:37.89	130	2:26.05	121	3:41.35	121	4:59.01	121	6:15.92	121	7:33.47								
99	1:39.58	79	2:27.26	*1	130	3:44.31	134	5:01.31	134	6:18.08	134	7:35.00							
113	1:40.05	134	2:27.60	134	3:45.18	130	5:02.85	130	6:21.50	130	7:40.11								
148	1:42.16	104	2:52.82	104	4:07.73	104	5:23.16	109	6:35.97	109	7:45.88								
106	1:42.79	99	2:54.88	99	4:10.93	122	5:25.21	104	6:38.60	77	7:50.65								
112	1:43.26	113	2:56.28	122	4:12.69	109	5:26.06	122	6:38.88	201	7:52.72								
122	1:43.91	112	2:58.95	109	4:13.31	112	5:26.51	77	6:39.27	122	7:52.75								
109	1:50.62	122	2:59.69	112	4:13.68	99	5:28.73	112	6:39.28	104	7:52.79								
96	1:52.18	106	3:00.00	113	4:14.06	77	5:28.94	111	6:43.50	197	7:53.74								
77	1:52.23	148	3:00.92	77	4:16.24	111	5:31.60	201	6:44.10	112	7:53.80								
149	1:53.57	109	3:01.03	106	4:17.90	113	5:31.74	99	6:44.32	111	7:55.83								
111	1:53.67	190	3:02.37	111	4:18.84	190	5:33.63	197	6:45.99	190	8:02.14								
198	1:54.15	77	3:03.33	148	4:18.86	201	5:34.96	190	6:47.89	198	8:02.33								
34	1:55.65	96	3:04.97	190	4:19.35	96	5:35.25	96	6:48.78	99	8:02.40								
197	2:06.74	111	3:06.10	96	4:19.78	197	5:35.91	198	6:49.29	96	8:03.25								
201	2:08.52	149	3:07.35	198	4:20.45	106	5:36.76	113	6:51.36	149	8:05.68								
		198	3:07.81	149	4:22.18	148	5:37.24	149	6:52.67	148	8:08.48								
		34	3:09.95	197	4:24.18	198	5:37.30	148	6:53.67	34	8:10.11								
		197	3:15.17	201	4:24.60	149	5:37.85	34	6:54.56	113	8:15.45								
		201	3:15.90	34	4:25.32	34	5:39.71	106	6:56.19	106	8:18.63								



## The Vintage Sports-Car Club

### RACE 11 – TRIPLE-M REGISTER RACE FOR PRE-WAR MG CARS

#### RESULT

Pl	No	Cl	Name	Car	Lap	Time	Behind	MPH	Best Lap on	MPH	Handicap	
1	55	D/E	Thomas HARDMAN	MG Bellevue Special	11	11:46.58		75.66	1:02.43	9	77.85	
2	48	D/E	Mike PAINTER	MG Kayne	11	11:47.83	1.25	75.53	1:02.71	9	77.50	
3	68	D/E	Harry PAINTER	MG PA	11	12:06.54	19.96	73.58	1:03.75	8	76.24	
4	40	D/E	Charles JONES	MG L Magna	11	12:12.99	26.41	72.93	1:05.06	6	74.70	17.33 *
5	84	C	Fred BOOTHBY	MG J2	11	12:54.13	1:07.55	69.06	1:09.35	11	70.08	11.28
6	152	C	Duncan POTTER	MG Montlhery Midget	10	11:57.45	1 Lap	67.74	1:09.69	8	69.74	20.55
7	108	C	Mark DOLTON	MG PB	10	12:23.71	1 Lap	65.35	1:11.82	2	67.67	25.51
8	120	A/B	Andrew MORLAND	MG L1 4 Seater	10	12:53.67	1 Lap	62.82	1:14.33	8	65.38	30.37
9	102	A/B	Hamish McNINCH	MG PA	10	12:58.26	1 Lap	62.45	1:15.36	6	64.49	24.66
10	118	C	Chris CADMAN	MG Montlhery Midget	10	13:02.22	1 Lap	62.13	1:15.83	4	64.09	23.92
11	144	D/E	Adrian MOORE	MG F Type	9	12:12.68	2 Laps	59.70	1:18.90	3	61.60	22.58
12	145	C	Andy KING	MG J4 Rep	8	12:01.66	3 Laps	53.88	1:27.39	7	55.61	22.54

#### AWARDS:

##### Race Winner & 1<sup>st</sup> in Class D/E:


1 <sup>st</sup>	55	Thomas HARDMAN	MG Bellevue Special
2 <sup>nd</sup>	48	Mike PAINTER	MG Kayne
3 <sup>rd</sup>	68	Harry PAINTER	MG PA

##### Other Class Winners:


84	Fred BOOTHBY	MG J2	(1 <sup>st</sup> in Class C)
120	Andrew MORLAND	MG L1 4 Seater	(1 <sup>st</sup> in Class A/B)

##### Winner on Handicap:

40	Charles JONES	MG L Magna
----	---------------	------------



# RACE GRID



## TRIPLE-M REGISTER RACE FOR PRE-WAR MG CARS

### RACE 11

ROW 6	<b>102</b> 01:21.470 Hamish McNINCH	<b>145</b> 01:29.610 Andy KING
ROW 5	<b>118</b> 01:17.970 Chris CADMAN	<b>144</b> 01:21.230 Adrian MOORE
ROW 4	<b>108</b> 01:14.290 Mark DOLTON	<b>120</b> 01:16.280 Andrew MORLAND
ROW 3	<b>84</b> 01:10.600 Fred BOOTHBY	<b>152</b> 01:11.110 Duncan POTTER
ROW 2	<b>68</b> 01:06.590 Harry PAINTER	<b>55</b> 01:07.590 Thomas HARDMAN
ROW 1	<b>40</b> 01:06.390 Charles JONES	<b>48</b> 01:06.590 Mike PAINTER

**POLE**

# TRIPLE-M REGISTER RACE FOR PRE-WAR MG CARS

## LAP TIMES - RACE 11

---

**40 Charles JONES**

Lap	1	2	3	4	5	6	7	8	9	10
1	1:12.84	1:06.50	1:07.06	1:06.55	1:07.08	1:05.06	1:05.12	1:06.49	1:05.27	1:05.87
11	1:05.15									

---

**48 Mike PAINTER**

Lap	1	2	3	4	5	6	7	8	9	10
1	1:10.54	1:04.84	1:04.42	1:04.20	1:04.36	1:04.09	1:03.34	1:03.03	1:02.71	1:03.48
11	1:02.82									

---

**55 Thomas HARDMAN**

Lap	1	2	3	4	5	6	7	8	9	10
1	1:10.44	1:02.47	1:02.85	1:04.03	1:05.19	1:06.20	1:03.58	1:03.09	1:02.43	1:03.22
11	1:03.08									

---

**68 Harry PAINTER**

Lap	1	2	3	4	5	6	7	8	9	10
1	1:13.23	1:06.29	1:07.13	1:06.54	1:06.99	1:04.08	1:05.38	1:03.75	1:03.91	1:05.20
11	1:04.04									

---

**84 Fred BOOTHBY**

Lap	1	2	3	4	5	6	7	8	9	10
1	1:15.46	1:09.66	1:10.47	1:10.01	1:09.50	1:10.46	1:09.94	1:09.63	1:10.10	1:09.55
11	1:09.35									

---

**102 Hamish McNINCH**

Lap	1	2	3	4	5	6	7	8	9	10
1	1:28.75	1:18.42	1:17.32	1:16.07	1:16.20	1:15.36	1:15.97	1:17.09	1:17.18	1:15.90

---

**108 Mark DOLTON**

Lap	1	2	3	4	5	6	7	8	9	10
1	1:18.89	1:11.82	1:12.49	1:13.42	1:13.05	1:14.75	1:15.15	1:15.43	1:14.22	1:14.49

---

**118 Chris CADMAN**

Lap	1	2	3	4	5	6	7	8	9	10
1	1:28.54	1:17.08	1:15.89	1:15.83	1:16.84	1:18.10	1:16.76	1:17.25	1:18.43	1:17.50

---

**120 Andrew MORLAND**

Lap	1	2	3	4	5	6	7	8	9	10
1	1:25.07	1:17.52	1:17.27	1:16.23	1:15.96	1:15.95	1:18.54	1:14.33	1:16.23	1:16.57

---

**144 Adrian MOORE**

Lap	1	2	3	4	5	6	7	8	9	10
1	1:27.76	1:19.25	1:18.90	1:19.48	1:19.40	1:20.36	1:21.08	1:23.83	1:22.62	

---

**145 Andy KING**

Lap	1	2	3	4	5	6	7	8	9	10
1	1:41.58	1:29.32	1:29.69	1:29.38	1:28.26	1:28.46	1:27.39	1:27.58		

---

**152 Duncan POTTER**

<b>Lap</b>	<b>1</b>	<b>2</b>	<b>3</b>	<b>4</b>	<b>5</b>	<b>6</b>	<b>7</b>	<b>8</b>	<b>9</b>	<b>10</b>
1	1:18.05	1:09.92	1:10.03	1:09.92	1:11.26	1:10.31	1:09.78	1:09.69	1:12.06	1:16.43

# Lap Chart

## TRIPLE-M REGISTER RACE FOR PRE-WAR MG CARS - RACE 11

Lap 1		Lap 2		Lap 3		Lap 4		Lap 5		Lap 6		Lap 7		Lap 8		Lap 9		Lap 10	
No	Time	No	Time	No	Time	No	Time	No	Time	No	Time	No	Time	No	Time	No	Time	No	Time
55	1:10.44	55	2:12.91	55	3:15.76	55	4:19.79	55	5:24.98	55	6:31.18	55	7:34.76	55	8:37.85	55	9:40.28	55	10:43.50
48	1:10.54	48	2:15.38	48	3:19.80	48	4:24.00	144	5:25.39 *1	120	6:32.05 *1	48	7:35.79	48	8:38.82	48	9:41.53	48	10:45.01
40	1:12.84	40	2:19.34	40	3:26.40	40	4:32.95	48	5:28.36	48	6:32.45	145	7:38.23 *2	108	8:39.57 *1	108	9:55.00 *1	144	10:50.06 *2
68	1:13.23	68	2:19.52	68	3:26.65	68	4:33.19	40	5:40.03	118	6:34.18 *1	120	7:48.00 *1	68	8:53.39	68	9:57.30	68	11:02.50
84	1:15.46	84	2:25.12	84	3:35.59	145	4:40.59 *1	68	5:40.18	102	6:36.76 *1	68	7:49.64	40	8:56.70	40	10:01.97	40	11:07.84
152	1:18.05	152	2:27.97	152	3:38.00	84	4:45.60	84	5:55.10	68	6:44.26	40	7:50.21	120	9:06.54 *1	120	10:20.87 *1	108	11:09.22 *1
108	1:18.89	108	2:30.71	108	3:43.20	152	4:47.92	152	5:59.18	144	6:44.79 *1	102	7:52.12 *1	145	9:06.69 *2	102	10:25.18 *1	120	11:37.10 *1
120	1:25.07	120	2:42.59	120	3:59.86	108	4:56.62	108	6:09.67	40	6:45.09	102	7:52.28 *1	102	9:08.09 *1	118	10:26.29 *1	102	11:42.36 *1
144	1:27.76	118	2:45.62	118	4:01.51	120	5:16.09	145	6:09.97 *1	84	7:05.56	144	8:05.15 *1	118	9:09.04 *1	145	10:34.08 *2	118	11:44.72 *1
118	1:28.54	144	2:47.01	102	4:04.49	118	5:17.34			152	7:09.49	84	8:15.50	84	9:25.13	84	10:35.23	84	11:44.78
102	1:28.75	102	2:47.17	144	4:05.91	102	5:20.56			108	7:24.42	152	8:19.27	144	9:26.23 *1	152	10:41.02		
145	1:41.58	145	3:10.90											152	9:28.96				

# Lap Chart

## TRIPLE-M REGISTER RACE FOR PRE-WAR MG CARS - RACE 11

Lap 11		Lap 12		Lap 13		Lap 14		Lap 15		Lap 16		Lap 17		Lap 18		Lap 19		Lap 20	
No	Time	No	Time	No	Time	No	Time	No	Time	No	Time	No	Time	No	Time	No	Time	No	Time
55	11:46.58																		
48	11:47.83																		
152	11:57.45	*1																	
145	12:01.66	*3																	
68	12:06.54																		
144	12:12.68	*2																	
40	12:12.99																		
108	12:23.71	*1																	
120	12:53.67	*1																	
84	12:54.13																		
102	12:58.26	*1																	
118	13:02.22	*1																	



## The Vintage Sports-Car Club

### RACE 12 – SHORT SCRATCH RACE FOR PRE-WAR CARS (VSCC SET 5)

#### RESULT

PI	No	CI	Name	Car	Lap	Time	Behind	MPH	Best Lap on	MPH	Handicap	
1	18	D	Julian GRIMWADE	Frazer Nash Single Seat	8	8:04.96		80.17	58.26	4	83.42	
2	8	D	Justin MAEERS	GN Parker	8	8:07.23	2.27	79.80	59.01	8	82.36	
3	3	B	Robert COBDEN	Riley Falcon Special	8	8:21.35	16.39	77.55	1:00.34	2	80.54	
4	35	D	Nick LESTON	Lovell Elkhart Sprint Racer	8	8:27.22	22.26	76.65	1:01.75	3	78.70	13.22
5	69	D	Richard ILIFFE	Riley Elf	8	8:37.69	32.73	75.10	1:03.23	8	76.86	11.85 *
6	97	C	Tony SEBER	Wolseley Hornet Special	8	8:37.85	32.89	75.08	1:00.16	8	80.78	36.57
7	54	B	Andrew KELLOCK	Fiat AC	8	8:38.21	33.25	75.03	1:02.82	8	77.36	15.65
8	156	A	Gregan THRUSTON	Austin 7 Special	8	8:40.03	35.07	74.76	1:03.02	4	77.12	15.87
9	71	C	Bill CLEYNDERT	Wolseley Hornet Special	8	9:00.06	55.10	71.99	1:04.97	3	74.80	20.30
10	56	A	Ralf EMMERLING	Riley Brooklands	8	9:10.47	1:05.51	70.63	1:06.17	3	73.45	21.11

#### AWARDS:

##### Race Winner and 1<sup>st</sup> in Class D:

18 Julian GRIMWADE Frazer Nash Single Seat

2<sup>nd</sup> 8 Justin MAEERS GN Parker

3<sup>rd</sup> 3 Robert COBDEN Riley Falcon Special

(& 1<sup>st</sup> in Class B)

##### Other Capacity Class Awards:

156 Gregan THRUSTON Austin 7 Special (1<sup>st</sup> in Class A)

97 Tony SEBER Wolseley Hornet Special (1<sup>st</sup> in Class C)

##### Winner on Handicap:

69 Richard ILIFFE Riley Elf




# RACE GRID

## SCRATCH RACE FOR PRE-WAR CARS (VSCC SET 5)

### RACE 12

ROW 8	<b>156</b> 01:07.860 Gregan THRUSTON	<b>71</b> 01:09.330 Bill CLEYNDERT
ROW 7	<b>45</b> 01:06.650 Greg LERIGO	<b>69</b> 01:06.930 Richard ILIFFE
ROW 6	<b>18</b> 01:06.040 Julian GRIMWADE	<b>54</b> 01:06.560 Andrew KELLOCK
ROW 5	<b>49</b> 01:03.610 Julian WILTON	<b>56</b> 01:05.650 Ralf EMMERLING
ROW 4	<b>192</b> 01:03.060 Christian PEDERSEN	<b>97</b> 01:03.520 Tony SEBER
ROW 3	<b>35</b> 01:01.730 Nick LESTON	<b>28</b> 01:02.060 Pete CANDY
ROW 2	<b>20</b> 01:00.300 Tim GREENHILL	<b>3</b> 01:01.190 Robert COBDEN
ROW 1	<b>2</b> 00:57.380 Nicholas TOPLISS	<b>8</b> 00:59.910 Justin MAEERS
<b>POLE</b>		



# SCRATCH RACE FOR PRE-WAR CARS (VSCC SET 5)

## LAP TIMES - RACE 12

<b>3</b>	<b>Robert COBDEN</b>										
	<b>Lap</b>	<b>1</b>	<b>2</b>	<b>3</b>	<b>4</b>	<b>5</b>	<b>6</b>	<b>7</b>	<b>8</b>	<b>9</b>	<b>10</b>
	1	1:05.38	1:00.34	1:00.43	1:02.94	1:03.41	1:02.21	1:03.04	1:03.60		
<b>8</b>	<b>Justin MAEERS</b>										
	<b>Lap</b>	<b>1</b>	<b>2</b>	<b>3</b>	<b>4</b>	<b>5</b>	<b>6</b>	<b>7</b>	<b>8</b>	<b>9</b>	<b>10</b>
	1	1:06.59	1:00.73	1:00.61	59.84	1:02.32	59.08	59.05	59.01		
<b>18</b>	<b>Julian GRIMWADE</b>										
	<b>Lap</b>	<b>1</b>	<b>2</b>	<b>3</b>	<b>4</b>	<b>5</b>	<b>6</b>	<b>7</b>	<b>8</b>	<b>9</b>	<b>10</b>
	1	1:06.80	59.32	1:00.42	58.26	59.28	59.75	1:01.56	59.57		
<b>20</b>	<b>Tim GREENHILL</b>										
	<b>Lap</b>	<b>1</b>	<b>2</b>	<b>3</b>	<b>4</b>	<b>5</b>	<b>6</b>	<b>7</b>	<b>8</b>	<b>9</b>	<b>10</b>
	1	1:06.04	1:00.67	1:01.07	59.66						
<b>35</b>	<b>Nick LESTON</b>										
	<b>Lap</b>	<b>1</b>	<b>2</b>	<b>3</b>	<b>4</b>	<b>5</b>	<b>6</b>	<b>7</b>	<b>8</b>	<b>9</b>	<b>10</b>
	1	1:08.98	1:02.46	1:01.75	1:01.88	1:03.75	1:02.64	1:02.78	1:02.98		
<b>54</b>	<b>Andrew KELLOCK</b>										
	<b>Lap</b>	<b>1</b>	<b>2</b>	<b>3</b>	<b>4</b>	<b>5</b>	<b>6</b>	<b>7</b>	<b>8</b>	<b>9</b>	<b>10</b>
	1	1:12.91	1:03.68	1:03.13	1:03.91	1:04.72	1:03.23	1:03.81	1:02.82		
<b>56</b>	<b>Ralf EMMERLING</b>										
	<b>Lap</b>	<b>1</b>	<b>2</b>	<b>3</b>	<b>4</b>	<b>5</b>	<b>6</b>	<b>7</b>	<b>8</b>	<b>9</b>	<b>10</b>
	1	1:15.25	1:07.20	1:06.17	1:07.85	1:07.06	1:08.00	1:09.79	1:09.15		
<b>69</b>	<b>Richard ILIFFE</b>										
	<b>Lap</b>	<b>1</b>	<b>2</b>	<b>3</b>	<b>4</b>	<b>5</b>	<b>6</b>	<b>7</b>	<b>8</b>	<b>9</b>	<b>10</b>
	1	1:11.02	1:03.84	1:03.59	1:04.23	1:04.95	1:03.48	1:03.35	1:03.23		
<b>71</b>	<b>Bill CLEYNDERT</b>										
	<b>Lap</b>	<b>1</b>	<b>2</b>	<b>3</b>	<b>4</b>	<b>5</b>	<b>6</b>	<b>7</b>	<b>8</b>	<b>9</b>	<b>10</b>
	1	1:15.40	1:05.70	1:04.97	1:07.02	1:06.81	1:06.68	1:06.29	1:07.19		
<b>97</b>	<b>Tony SEBER</b>										
	<b>Lap</b>	<b>1</b>	<b>2</b>	<b>3</b>	<b>4</b>	<b>5</b>	<b>6</b>	<b>7</b>	<b>8</b>	<b>9</b>	<b>10</b>
	1	1:05.12	1:26.57	1:01.19	1:01.71	1:01.62	1:00.90	1:00.58	1:00.16		
<b>156</b>	<b>Gregan THRUSTON</b>										
	<b>Lap</b>	<b>1</b>	<b>2</b>	<b>3</b>	<b>4</b>	<b>5</b>	<b>6</b>	<b>7</b>	<b>8</b>	<b>9</b>	<b>10</b>
	1	1:13.68	1:03.88	1:03.11	1:03.02	1:05.09	1:03.23	1:03.68	1:04.34		

# Lap Chart

## SCRATCH RACE FOR PRE-WAR CARS (VSCC SET 5) - RACE 12

Lap 1		Lap 2		Lap 3		Lap 4		Lap 5		Lap 6		Lap 7		Lap 8		Lap 9		Lap 10	
No	Time	No	Time	No	Time	No	Time	No	Time	No	Time	No	Time	No	Time	No	Time	No	Time
97	1:05.12	3	2:05.72	3	3:06.15	18	4:04.80	18	5:04.08	18	6:03.83	18	7:05.39	18	8:04.96				
3	1:05.38	18	2:06.12	18	3:06.54	20	4:07.44	8	5:10.09	8	6:09.17	8	7:08.22	8	8:07.23				
20	1:06.04	20	2:06.71	20	3:07.78	8	4:07.77	3	5:12.50	3	6:14.71	3	7:17.75	3	8:21.35				
8	1:06.59	8	2:07.32	8	3:07.93	3	4:09.09	35	5:18.82	35	6:21.46	35	7:24.24	35	8:27.22				
18	1:06.80	35	2:11.44	35	3:13.19	35	4:15.07	69	5:27.63	69	6:31.11	69	7:34.46	69	8:37.69				
35	1:08.98	69	2:14.86	69	3:18.45	69	4:22.68	54	5:28.35	54	6:31.58	54	7:35.39	97	8:37.85				
69	1:11.02	54	2:16.59	54	3:19.72	54	4:23.63	156	5:28.78	156	6:32.01	156	7:35.69	54	8:38.21				
54	1:12.91	156	2:17.56	156	3:20.67	156	4:23.69	97	5:36.21	97	6:37.11	97	7:37.69	156	8:40.03				
156	1:13.68	71	2:21.10	71	3:26.07	71	4:33.09	71	5:39.90	71	6:46.58	71	7:52.87	71	9:00.06				
56	1:15.25	56	2:22.45	56	3:28.62	97	4:34.59	56	5:43.53	56	6:51.53	56	8:01.32	56	9:10.47				
71	1:15.40	97	2:31.69	97	3:32.88	56	4:36.47												