

THE VINTAGE SPORTS-CAR CLUB



## Shuttleworth & Nuffield Trophies

Race Meeting

Cadwell Park

8 June 2013

## RESULTS

THE VINTAGE SPORTS-CAR CLUB  
OFFICIAL PROGRAMME £3  
THE SHUTTLEWORTH & NUFFIELD TROPHIES RACE MEETING  
THE VSCC IS SUPPORTED BY  
Bonhams 1793  
RoutenChaplin  
ST. JAMES'S PLACE  
Cadwell Park  
MSV  
CADWELL PARK SAT 8 JUNE

RESULTS  
BY

**hs sports**

HS Sports Ltd Kinetic House,  
Varey Road Congleton,  
Cheshire CW12 1UW Tel. +44  
(0)1260 275708  
Fax +44 (0)1260  
295625  
[www.hssports.co.uk](http://www.hssports.co.uk)



# The Vintage Sports-Car Club

## MORGAN THREE WHEELER CLUB CHALLENGE

### RESULT - RACE 1

PI	No	Cl	Name	Car	Laps	Time	Behind	MPH	Best Lap on	MPH Handicap
1	34		BIBBY/ BAIN	Morgan JAP 8/80 Racing	6	11:58.77		65.30	1:57.43	3 66.62
2	43		SMITH/ JOHNSON	Morgan JAP 8/80 Racing	6	12:33.72	34.95	62.27	2:04.14	2 63.02
3	95		GRAY/ GRAY	Morgan JAP 8/80 Racing	6	12:54.27	55.50	60.62	2:00.87	2 64.72
4	16		HODGSON/ HODGSON	Morgan F2 100E OHIV	6	13:36.82	1:38.05	57.46	2:12.77	3 58.92 20.20
5	81		QUINN/ BALLAST	Morgan MX2 Super Aero	6	13:53.38	1:54.61	56.32	2:16.29	4 57.40 15.64
6	38		CLEWS/ COOK	Morgan F-Super 100E OHI	6	13:54.59	1:55.82	56.24	2:16.51	2 57.31 15.53
7	39		PILBEAM/ GLENN	Morgan F-Super Sports	5	13:02.69	1 Lap	49.97	2:34.18	3 50.74 11.79*
8	18		QUINN/ BRIDGE	Morgan F2 E93A	5	13:24.62	1 Lap	48.61	2:37.85	2 49.56 15.37
9	11		HARFIELD TBA	Morgan F-Super	5	14:36.51	1 Lap	44.62	2:51.97	3 45.49 16.66

#### Not-Classified

30	REYNOLDS/ ENTICKNAP	Morgan JAP Super Sports	1	2:08.58	DNF	60.84	0	0.00
----	---------------------	-------------------------	---	---------	-----	-------	---	------

#### Fastest Lap

34	BIBBY/ BAIN	Morgan JAP 8/80 Racin				1:57.43	3	66.62
----	-------------	-----------------------	--	--	--	---------	---	-------

#### AWARDS:

##### Race Winner & 1<sup>st</sup> in Racing Class:

34	BIBBY/ BAIN	Morgan JAP 8/80 Racing	
2 <sup>nd</sup>	43	SMITH/ JOHNSON	Morgan JAP 8/80 Racing
3 <sup>rd</sup>	95	GRAY/ GRAY	Morgan JAP 8/80 Racing

##### 1<sup>st</sup> in Touring Modified Class:

39	PILBEAM/ GLENN	Morgan F-Super Sports
----	----------------	-----------------------

##### 1<sup>st</sup> in Standard Class:


11	HARFIELD TBA	Morgan F-Super
----	--------------	----------------

##### Winner on Handicap:

39	PILBEAM/ GLENN	Morgan F-Super Sports
----	----------------	-----------------------




# RACE GRID



## MORGAN THREE WHEELER CLUB CHALLENGE

### RACE 1

ROW 6			<b>11</b> 02:56.230 HARFIELD TBA	
ROW 5		<b>18</b> 02:49.840 QUINN/ BRIDGE		<b>39</b> 02:38.170 PILBEAM/ GLENN
ROW 4	<b>81</b> 02:24.180 QUINN/ BALLAST		<b>38</b> 02:22.920 CLEWS/ COOK	
ROW 3		<b>16</b> 02:11.940 HODGSON/ HODGSON		<b>37</b> 02:05.480 DARBYSHIRE/ BRIDGE
ROW 2	<b>43</b> 02:03.240 SMITH/ JOHNSON		<b>30</b> 02:02.820 REYNOLDS/ ENTICKNAP	
ROW 1		<b>95</b> 02:01.280 GRAY/ GRAY		<b>34</b> 02:00.280 BIBBY/ BAIN
<b>POLE</b>				



# MORGAN THREE WHEELER CLUB CHALLENGE

## LAP TIMES - RACE 1

<b>11</b>	<b>HARFIELD TBA</b>										
	<b>Lap</b>	<b>1</b>	<b>2</b>	<b>3</b>	<b>4</b>	<b>5</b>	<b>6</b>	<b>7</b>	<b>8</b>	<b>9</b>	<b>10</b>
	1	3:03.60	2:53.11	2:51.97	2:53.29	2:54.54					
<b>16</b>	<b>HODGSON/ HODGSON</b>										
	<b>Lap</b>	<b>1</b>	<b>2</b>	<b>3</b>	<b>4</b>	<b>5</b>	<b>6</b>	<b>7</b>	<b>8</b>	<b>9</b>	<b>10</b>
	1	2:25.70	2:13.59	2:12.77	2:13.42	2:15.38	2:15.96				
<b>18</b>	<b>QUINN/ BRIDGE</b>										
	<b>Lap</b>	<b>1</b>	<b>2</b>	<b>3</b>	<b>4</b>	<b>5</b>	<b>6</b>	<b>7</b>	<b>8</b>	<b>9</b>	<b>10</b>
	1	2:47.23	2:37.85	2:39.24	2:42.26	2:38.04					
<b>30</b>	<b>REYNOLDS/ ENTICKNAP</b>										
	<b>Lap</b>	<b>1</b>	<b>2</b>	<b>3</b>	<b>4</b>	<b>5</b>	<b>6</b>	<b>7</b>	<b>8</b>	<b>9</b>	<b>10</b>
	1	2:08.58									
<b>34</b>	<b>BIBBY/ BAIN</b>										
	<b>Lap</b>	<b>1</b>	<b>2</b>	<b>3</b>	<b>4</b>	<b>5</b>	<b>6</b>	<b>7</b>	<b>8</b>	<b>9</b>	<b>10</b>
	1	2:06.34	1:58.14	1:57.43	1:57.81	1:58.77	2:00.28				
<b>38</b>	<b>CLEWS/ COOK</b>										
	<b>Lap</b>	<b>1</b>	<b>2</b>	<b>3</b>	<b>4</b>	<b>5</b>	<b>6</b>	<b>7</b>	<b>8</b>	<b>9</b>	<b>10</b>
	1	2:27.31	2:16.51	2:17.10	2:17.67	2:18.34	2:17.66				
<b>39</b>	<b>PILBEAM/ GLENN</b>										
	<b>Lap</b>	<b>1</b>	<b>2</b>	<b>3</b>	<b>4</b>	<b>5</b>	<b>6</b>	<b>7</b>	<b>8</b>	<b>9</b>	<b>10</b>
	1	2:44.67	2:34.34	2:34.18	2:34.93	2:34.57					
<b>43</b>	<b>SMITH/ JOHNSON</b>										
	<b>Lap</b>	<b>1</b>	<b>2</b>	<b>3</b>	<b>4</b>	<b>5</b>	<b>6</b>	<b>7</b>	<b>8</b>	<b>9</b>	<b>10</b>
	1	2:11.18	2:04.14	2:04.84	2:04.24	2:04.90	2:04.42				
<b>81</b>	<b>QUINN/ BALLAST</b>										
	<b>Lap</b>	<b>1</b>	<b>2</b>	<b>3</b>	<b>4</b>	<b>5</b>	<b>6</b>	<b>7</b>	<b>8</b>	<b>9</b>	<b>10</b>
	1	2:24.93	2:17.54	2:16.63	2:16.29	2:18.03	2:19.96				
<b>95</b>	<b>GRAY/ GRAY</b>										
	<b>Lap</b>	<b>1</b>	<b>2</b>	<b>3</b>	<b>4</b>	<b>5</b>	<b>6</b>	<b>7</b>	<b>8</b>	<b>9</b>	<b>10</b>
	1	2:10.15	2:00.87	2:02.35	2:04.31	2:19.27	2:17.32				

# Lap Chart

## MORGAN THREE WHEELER CLUB CHALLENGE - RACE 1

Lap 1		Lap 2		Lap 3		Lap 4		Lap 5		Lap 6		Lap 7		Lap 8		Lap 9		Lap 10	
No	Time	No	Time	No	Time	No	Time	No	Time	No	Time	No	Time	No	Time	No	Time	No	Time
34	2:06.34	34	4:04.48	34	6:01.91	34	7:59.72	34	9:58.49	34	11:58.77								
30	2:08.58	95	4:11.02	95	6:13.37	18	8:04.32 *1	39	10:28.12 *1	43	12:33.72								
95	2:10.15	43	4:15.32	43	6:20.16	95	8:17.68	43	10:29.30	95	12:54.27								
43	2:11.18	16	4:39.29	16	6:52.06	43	8:24.40	95	10:36.95	39	13:02.69 *1								
81	2:24.93	81	4:42.47	81	6:59.10	11	8:48.68 *1	18	10:46.58 *1	18	13:24.62 *1								
16	2:25.70	38	4:43.82	38	7:00.92	16	9:05.48	16	11:20.86	16	13:36.82								
38	2:27.31	39	5:19.01	39	7:53.19	81	9:15.39	81	11:33.42	81	13:53.38								
39	2:44.67	18	5:25.08					38	11:36.93	38	13:54.59								
18	2:47.23	11	5:56.71					11	11:41.97 *1	11	14:36.51 *1								
11	3:03.60																		



# The Vintage Sports-Car Club

## FRAZER NASH / GN CARS

### RESULT - RACE 2

Pl	No	Cl	Name	Car	Laps	Time	Behind	MPH	Best Lap on	MPH Handicap
1	3		Jonathan COBB	Frazer Nash Ford	6	11:37.79		67.26	1:54.41	6 68.38
2	7		Justin MAEERS	GN Parker	6	11:40.45	2.66	67.01	1:53.45	5 68.95
3	8		Charles GILLETT	Frazer Nash Super Sports	6	11:46.09	8.30	66.47	1:55.23	3 67.89
4	5		Brian WHITE	Frazer Nash/BMW TT Rep	6	11:48.01	10.22	66.29	1:53.91	3 68.68 24.55
5	15		Dougal CAWLEY	GN/Ford Piglet	6	11:49.49	11.70	66.16	1:55.67	3 67.63 15.47
6	131		James BAXTER	GN/AC RABELBO	6	11:50.35	12.56	66.08	1:55.68	6 67.62 16.27
7	9		Robert CARR	AC/GN Special	6	11:51.50	13.71	65.97	1:56.68	5 67.04 11.42 *
8	27		Frederic WAKEMAN	Frazer Nash Super Sports	6	12:08.46	30.67	64.43	1:58.65	3 65.93 16.56
9	63		James KNAPP	Frazer Nash Sportop	6	12:28.63	50.84	62.70	2:01.54	3 64.36 19.39
10	95		Jo BLAKENEY-EDWARDS	Frazer Nash Shelsley	6	12:41.20	1:03.41	61.66	2:04.08	2 63.05 16.72
11	127		Edward WILLIAMS	Frazer Nash TT Rep	6	12:47.00	1:09.21	61.20	2:05.30	3 62.43 15.20
12	60		Paul BAKER	Frazer Nash Super Sport	6	12:55.48	1:17.69	60.53	2:06.45	5 61.86 16.78
13	82		Paul WAINE	Frazer Nash TT Replica	6	13:04.23	1:26.44	59.85	2:07.93	3 61.15 16.65
14	76		David WYLIE	Frazer Nash AC	6	13:07.87	1:30.08	59.57	2:08.04	5 61.10 19.63
15	50		Paul WESTON	Frazer Nash TT Replica	5	11:49.83	1 Lap	55.10	2:17.71	2 56.81 21.28
16	58		Christopher BATTY	Frazer Nash Super Sports	5	11:50.05	1 Lap	55.09	2:16.06	4 57.50 29.75
17	106		Trevor TARRING	Frazer Nash Exeter	5	12:37.28	1 Lap	51.65	2:25.92	5 53.61 27.68
18	128		Mark MORGAN	Frazer Nash TT Replica	5	13:13.29	1 Lap	49.31	2:33.27	4 51.04 26.94
<b>Not-Classified</b>										
	122		John VILLAR	Frazer Nash Interceptor	3	8:07.83	DNF	48.11	2:35.11	2 50.43
	21		Geoff SMITH	Frazer Nash Super Sports	1	2:13.01	DNF	58.81	2:13.01	1 58.81
	40		Paul BULLETT	Frazer Nash Super Sports	1	2:24.44	DNF	54.16	2:24.44	1 54.16
	87		Mark GROVES	Frazer Nash TT Rep Emer	0					Starter

#### Fastest Lap

7 Justin MAEERS GN Parker 1:53.45 5 68.95

#### AWARDS:

##### Race Winner:

3 Jonathan COBB Frazer Nash Ford

2<sup>nd</sup> 7 Justin MAEERS GN Parker

3<sup>rd</sup> 8 Charles GILLETT Frazer Nash Super Sports

##### Winner on Handicap:

9 Robert CARR AC/GN Special

# RACE GRID

## FRAZER NASH / GN CARS

### RACE 2

ROW 12

ROW 11

ROW 10

ROW 9

ROW 8

ROW 7

ROW 6

ROW 5

ROW 4

ROW 3

ROW 2

ROW 1

**128** 02:39.350  
Mark MORGAN

**122** 02:32.960  
John VILLAR

**106** 02:27.500  
Trevor TARRING

**58** 02:18.950  
Christopher BATTY

**50** 02:16.610  
Paul WESTON

**76** 02:13.060  
David WYLIE

**87** 02:11.270  
Mark GROVES

**82** 02:11.140  
Paul WAINE

**21** 02:09.330  
Geoff SMITH

**60** 02:07.450  
Paul BAKER

**95** 02:07.270  
Jo BLAKENEY-EDWARD

**127** 02:07.200  
Edward WILLIAMS

**40** 02:06.610  
Paul BULLETT

**63** 02:03.630  
James KNAPP

**7** 02:02.920  
Justin MAEERS

**27** 01:59.680  
Frederic WAKEMAN

**9** 01:59.290  
Robert CARR

**131** 01:58.830  
James BAXTER

**8** 01:58.650  
Charles GILLETT

**15** 01:58.390  
Dougal CAWLEY

**3** 01:54.190  
Jonathan COBB

**5** 01:53.080  
Brian WHITE

**POLE**

# FRAZER NASH / GN CARS

## LAP TIMES - RACE 2

<b>3</b>	<b>Jonathan COBB</b>									
<b>Lap</b>	<b>1</b>	<b>2</b>	<b>3</b>	<b>4</b>	<b>5</b>	<b>6</b>	<b>7</b>	<b>8</b>	<b>9</b>	<b>10</b>
1	2:02.59	1:55.17	1:54.61	1:56.52	1:54.49	1:54.41				
<b>5</b>	<b>Brian WHITE</b>									
<b>Lap</b>	<b>1</b>	<b>2</b>	<b>3</b>	<b>4</b>	<b>5</b>	<b>6</b>	<b>7</b>	<b>8</b>	<b>9</b>	<b>10</b>
1	2:00.86	1:54.34	1:53.91	2:02.77	1:59.08	1:57.05				
<b>7</b>	<b>Justin MAEERS</b>									
<b>Lap</b>	<b>1</b>	<b>2</b>	<b>3</b>	<b>4</b>	<b>5</b>	<b>6</b>	<b>7</b>	<b>8</b>	<b>9</b>	<b>10</b>
1	2:05.06	1:55.99	1:54.39	1:56.07	1:53.45	1:55.49				
<b>8</b>	<b>Charles GILLETT</b>									
<b>Lap</b>	<b>1</b>	<b>2</b>	<b>3</b>	<b>4</b>	<b>5</b>	<b>6</b>	<b>7</b>	<b>8</b>	<b>9</b>	<b>10</b>
1	2:05.00	1:57.16	1:55.23	1:55.79	1:55.85	1:57.06				
<b>9</b>	<b>Robert CARR</b>									
<b>Lap</b>	<b>1</b>	<b>2</b>	<b>3</b>	<b>4</b>	<b>5</b>	<b>6</b>	<b>7</b>	<b>8</b>	<b>9</b>	<b>10</b>
1	2:05.72	1:56.92	1:56.81	1:57.83	1:56.68	1:57.54				
<b>15</b>	<b>Dougal CAWLEY</b>									
<b>Lap</b>	<b>1</b>	<b>2</b>	<b>3</b>	<b>4</b>	<b>5</b>	<b>6</b>	<b>7</b>	<b>8</b>	<b>9</b>	<b>10</b>
1	2:04.04	2:00.16	1:55.67	1:56.63	1:56.92	1:56.07				
<b>21</b>	<b>Geoff SMITH</b>									
<b>Lap</b>	<b>1</b>	<b>2</b>	<b>3</b>	<b>4</b>	<b>5</b>	<b>6</b>	<b>7</b>	<b>8</b>	<b>9</b>	<b>10</b>
1	2:13.01									
<b>27</b>	<b>Frederic WAKEMAN</b>									
<b>Lap</b>	<b>1</b>	<b>2</b>	<b>3</b>	<b>4</b>	<b>5</b>	<b>6</b>	<b>7</b>	<b>8</b>	<b>9</b>	<b>10</b>
1	2:08.90	1:58.89	1:58.65	1:59.22	2:02.25	2:00.55				
<b>40</b>	<b>Paul BULLETT</b>									
<b>Lap</b>	<b>1</b>	<b>2</b>	<b>3</b>	<b>4</b>	<b>5</b>	<b>6</b>	<b>7</b>	<b>8</b>	<b>9</b>	<b>10</b>
1	2:24.44									
<b>50</b>	<b>Paul WESTON</b>									
<b>Lap</b>	<b>1</b>	<b>2</b>	<b>3</b>	<b>4</b>	<b>5</b>	<b>6</b>	<b>7</b>	<b>8</b>	<b>9</b>	<b>10</b>
1	2:26.61	2:17.71	2:19.95	2:20.55	2:25.01					
<b>58</b>	<b>Christopher BATTY</b>									
<b>Lap</b>	<b>1</b>	<b>2</b>	<b>3</b>	<b>4</b>	<b>5</b>	<b>6</b>	<b>7</b>	<b>8</b>	<b>9</b>	<b>10</b>
1	2:33.78	2:23.35	2:17.97	2:16.06	2:18.89					
<b>60</b>	<b>Paul BAKER</b>									
<b>Lap</b>	<b>1</b>	<b>2</b>	<b>3</b>	<b>4</b>	<b>5</b>	<b>6</b>	<b>7</b>	<b>8</b>	<b>9</b>	<b>10</b>
1	2:20.70	2:07.23	2:07.34	2:06.96	2:06.45	2:06.80				
<b>63</b>	<b>James KNAPP</b>									
<b>Lap</b>	<b>1</b>	<b>2</b>	<b>3</b>	<b>4</b>	<b>5</b>	<b>6</b>	<b>7</b>	<b>8</b>	<b>9</b>	<b>10</b>
1	2:15.45	2:04.13	2:01.54	2:02.10	2:03.46	2:01.95				



<b>76</b>	<b>David WYLIE</b>									
<b>Lap</b>	<b>1</b>	<b>2</b>	<b>3</b>	<b>4</b>	<b>5</b>	<b>6</b>	<b>7</b>	<b>8</b>	<b>9</b>	<b>10</b>
1	2:23.83	2:09.35	2:09.34	2:08.11	2:08.04	2:09.20				
<b>82</b>	<b>Paul WAINE</b>									
<b>Lap</b>	<b>1</b>	<b>2</b>	<b>3</b>	<b>4</b>	<b>5</b>	<b>6</b>	<b>7</b>	<b>8</b>	<b>9</b>	<b>10</b>
1	2:21.55	2:08.21	2:07.93	2:07.95	2:10.54	2:08.05				
<b>95</b>	<b>Jo BLAKENEY-EDWARDS</b>									
<b>Lap</b>	<b>1</b>	<b>2</b>	<b>3</b>	<b>4</b>	<b>5</b>	<b>6</b>	<b>7</b>	<b>8</b>	<b>9</b>	<b>10</b>
1	2:15.06	2:04.08	2:04.59	2:05.54	2:07.46	2:04.47				
<b>106</b>	<b>Trevor TARRING</b>									
<b>Lap</b>	<b>1</b>	<b>2</b>	<b>3</b>	<b>4</b>	<b>5</b>	<b>6</b>	<b>7</b>	<b>8</b>	<b>9</b>	<b>10</b>
1	2:47.49	2:29.03	2:27.03	2:27.81	2:25.92					
<b>122</b>	<b>John VILLAR</b>									
<b>Lap</b>	<b>1</b>	<b>2</b>	<b>3</b>	<b>4</b>	<b>5</b>	<b>6</b>	<b>7</b>	<b>8</b>	<b>9</b>	<b>10</b>
1	2:48.95	2:35.11	2:43.77							
<b>127</b>	<b>Edward WILLIAMS</b>									
<b>Lap</b>	<b>1</b>	<b>2</b>	<b>3</b>	<b>4</b>	<b>5</b>	<b>6</b>	<b>7</b>	<b>8</b>	<b>9</b>	<b>10</b>
1	2:16.50	2:05.66	2:05.30	2:06.08	2:06.76	2:06.70				
<b>128</b>	<b>Mark MORGAN</b>									
<b>Lap</b>	<b>1</b>	<b>2</b>	<b>3</b>	<b>4</b>	<b>5</b>	<b>6</b>	<b>7</b>	<b>8</b>	<b>9</b>	<b>10</b>
1	2:47.01	2:36.04	2:42.73	2:33.27	2:34.24					
<b>131</b>	<b>James BAXTER</b>									
<b>Lap</b>	<b>1</b>	<b>2</b>	<b>3</b>	<b>4</b>	<b>5</b>	<b>6</b>	<b>7</b>	<b>8</b>	<b>9</b>	<b>10</b>
1	2:07.10	1:57.33	1:56.95	1:56.98	1:56.31	1:55.68				

# Lap Chart

## FRAZER NASH / GN CARS - RACE 2

Lap 1		Lap 2		Lap 3		Lap 4		Lap 5		Lap 6		Lap 7		Lap 8		Lap 9		Lap 10		
No	Time	No	Time	No	Time	No	Time	No	Time	No	Time	No	Time	No	Time	No	Time	No	Time	
5	2:00.86	5	3:55.20	5	5:49.11	3	7:48.89	3	9:43.38	3	11:37.79									
3	2:02.59	3	3:57.76	3	5:52.37	7	7:51.51	7	9:44.96	7	11:40.45									
15	2:04.04	7	4:01.05	7	5:55.44	5	7:51.88	8	9:49.03	8	11:46.09									
8	2:05.00	8	4:02.16	8	5:57.39	8	7:53.18	5	9:50.96	5	11:48.01									
7	2:05.06	9	4:02.64	9	5:59.45	15	7:56.50	15	9:53.42	15	11:49.49									
9	2:05.72	15	4:04.20	15	5:59.87	9	7:57.28	9	9:53.96	50	11:49.83 *1									
131	2:07.10	131	4:04.43	131	6:01.38	131	7:58.36	131	9:54.67	58	11:50.05 *1									
27	2:08.90	27	4:07.79	27	6:06.44	27	8:05.66	27	10:07.91	131	11:50.35									
21	2:13.01	95	4:19.14	63	6:21.12	128	8:05.78 *1	106	10:11.36 *1	9	11:51.50									
95	2:15.06	63	4:19.58	95	6:23.73	122	8:07.83 *1	63	10:26.68	27	12:08.46									
63	2:15.45	127	4:22.16	127	6:27.46	63	8:23.22	95	10:36.73	63	12:28.63									
127	2:16.50	60	4:27.93	60	6:35.27	95	8:29.27	128	10:39.05 *1	106	12:37.28 *1									
60	2:20.70	82	4:29.76	82	6:37.69	127	8:33.54	127	10:40.30	95	12:41.20									
82	2:21.55	76	4:33.18	76	6:42.52	60	8:42.23	60	10:48.68	127	12:47.00									
76	2:23.83	50	4:44.32	50	7:04.27	82	8:45.64	82	10:56.18	60	12:55.48									
40	2:24.44	58	4:57.13	58	7:15.10	76	8:50.63	76	10:58.67	82	13:04.23									
50	2:26.61	106	5:16.52	106	7:43.55	50	9:24.82			76	13:07.87									
58	2:33.78	128	5:23.05			58	9:31.16			128	13:13.29 *1									
128	2:47.01	122	5:24.06																	
106	2:47.49																			
122	2:48.95																			



# The Vintage Sports-Car Club

## HANDICAP RACE FOR PRE-WAR CARS

### RESULT - RACE 3

Pl	No	Cl	Name	Car	Laps	Time	Behind	MPH	Best Lap on	MPH
1	196		Tony SEBER	MG PB	5	11:36.05		57.86	2:11.76	2 59.37
2	94		Hugh BIRLEY	Austin 7 Ulster	5	11:48.01	11.96	55.24	2:19.07	4 56.25
3	69		Graham PADDICK	McDowell Ford	5	11:48.13	12.08	58.54	2:11.19	2 59.63
4	71		Duncan WOOD	Morgan Super Aero	5	11:53.10	17.05	62.77	2:01.43	2 64.42
5	52		Julian GRIMWADE	Lagonda Rapier	5	11:53.37	17.32	60.33	2:06.53	5 61.83
6	30		Andrew MITCHELL	HRG	5	11:54.57	18.52	61.16	2:03.38	3 63.40
7	16		Tim GREENHILL	Wolseley Hornet Special	5	11:54.85	18.80	62.60	2:03.23	2 63.48
8	90		David ASPLIN	Austin 7 Ulster Replica	5	11:55.99	19.94	51.21	2:27.75	3 52.95
9	57		Richard LAKE	Aston Martin 15/98 Speed	5	11:58.98	22.93	58.91	2:08.71	3 60.78
10	130		Guy PLANTE	Alvis Speed 25	5	11:59.13	23.08	60.72	2:05.74	3 62.21
11	29		Tim KNELLER	Riley 12/4 Special	5	11:59.99	23.94	62.09	2:03.48	4 63.35
12	97		Rodney SEBER	Wolseley Hornet Special	5	12:00.24	24.19	62.06	2:01.82	5 64.22
13	35		Richard ILIFFE	Riley Kestrel 12/4 Special	5	12:03.01	26.96	60.36	2:04.97	5 62.60
14	37		Simon STOKES	Riley Treen	5	12:04.10	28.05	60.26	2:03.86	5 63.16
15	64		John SKEAVINGTON	Austin Ulster Replica	5	12:07.56	31.51	56.89	2:13.80	2 58.47
16	46		Tim HOPKINSON	Riley Special	5	12:07.95	31.90	59.90	2:03.96	5 63.11
17	42		Mark ELDER	Austin Sports Special	5	12:12.15	36.10	57.76	2:09.67	5 60.33
18	195		Simon BLAKENEY-EDWARDS	Frazer Nash Shelsley	5	12:24.93	48.88	57.53	2:12.49	4 59.04
19	81		Julian BROWNRIDGE	Wolseley Hornet Special	5	12:25.18	49.13	52.49	2:25.56	5 53.74
20	67		Matt JOHNSTON	Austin/MG LA Special	5	12:25.49	49.44	56.65	2:12.48	4 59.05
21	74		Peter BUTLER	Bentley 3/4½	5	12:28.58	52.53	55.20	2:18.34	5 56.55
22	55		Stuart ROPER-MARSHALL	Austin 7 Special	5	12:34.56	58.51	54.74	2:18.55	5 56.46
23	65		Greg LERIGO	Riley Special	5	12:35.44	59.39	55.84	2:15.90	5 57.56
<b><u>Not-Classified</u></b>										
	66		Nick HAYWARD-COOK	Austin 7 Monoposto	4	10:17.76	DNF	54.16	2:20.02	3 55.87
	39		David HANDS	Bugatti T39 GP	4	10:38.64	DNF	53.61	2:16.77	3 57.20
<b><u>Fastest Lap</u></b>										
	71		Duncan WOOD	Morgan Super Aero					2:01.43	2 64.42

#### AWARDS:

##### Race Winner:

	196	Tony SEBER	MG PB
2 <sup>nd</sup>	94	Hugh BIRLEY	Austin 7 Ulster
3 <sup>rd</sup>	69	Graham PADDICK	McDowell Ford
4 <sup>th</sup>	71	Duncan WOOD	Morgan Super Aero

# RACE NUMBER 3: 5 LAPS

Drop Number	Grid Row	Cars are shown with their number of credit laps ie how many laps they will start with.			Secs
<b>8</b>	16		90 <input type="checkbox"/>	<input type="checkbox"/>	<b>1.45</b>
			<input type="checkbox"/>	<input type="checkbox"/>	
<b>7</b>	15	97 <input type="checkbox"/>		<input type="checkbox"/>	<b>1.30</b>
	14		47 <input type="checkbox"/>	71 <input type="checkbox"/>	
	13	16 <input type="checkbox"/>		29 <input type="checkbox"/>	
<b>6</b>	12		130 <input type="checkbox"/>	<input type="checkbox"/>	<b>1.15</b>
	11	46 <input type="checkbox"/>		30 <input type="checkbox"/>	
	10		35 <input type="checkbox"/>	37 <input type="checkbox"/>	
<b>5</b>	9	52 <input type="checkbox"/>		195 <input type="checkbox"/>	<b>1.05</b>
<b>4</b>	8		67 <input type="checkbox"/>	<input type="checkbox"/>	<b>0.55</b>
	7	42 <input type="checkbox"/>		57 <input type="checkbox"/>	
	6		39 <input type="checkbox"/>	65 <input type="checkbox"/>	
<b>3</b>	5	66 <input type="checkbox"/>		<input type="checkbox"/>	<b>0.40</b>
	4		74 <input type="checkbox"/>	64 <input type="checkbox"/>	
	3	55 <input type="checkbox"/>		69 <input type="checkbox"/>	
<b>2</b>	2		196 <input type="checkbox"/>	<input type="checkbox"/>	<b>0.20</b>
<b>1</b>	1	94 <input type="checkbox"/>		81 <input type="checkbox"/>	<b>0.00</b>

## Front Of Grid

Car 90 will race for 4 Laps

Issue No

Signed

Handicapper

CoC

Time

# HANDICAP RACE FOR PRE-WAR CARS

## LAP TIMES - RACE 3

<b>16</b>	<b>Tim GREENHILL</b>									
<b>Lap</b>	<b>1</b>	<b>2</b>	<b>3</b>	<b>4</b>	<b>5</b>	<b>6</b>	<b>7</b>	<b>8</b>	<b>9</b>	<b>10</b>
1	3:37.02	2:03.23	2:05.92	2:03.78	2:04.90					
<b>29</b>	<b>Tim KNELLER</b>									
<b>Lap</b>	<b>1</b>	<b>2</b>	<b>3</b>	<b>4</b>	<b>5</b>	<b>6</b>	<b>7</b>	<b>8</b>	<b>9</b>	<b>10</b>
1	3:40.39	2:04.49	2:05.98	2:03.48	2:05.65					
<b>30</b>	<b>Andrew MITCHELL</b>									
<b>Lap</b>	<b>1</b>	<b>2</b>	<b>3</b>	<b>4</b>	<b>5</b>	<b>6</b>	<b>7</b>	<b>8</b>	<b>9</b>	<b>10</b>
1	3:29.80	2:05.49	2:03.38	2:08.36	2:07.54					
<b>35</b>	<b>Richard ILIFFE</b>									
<b>Lap</b>	<b>1</b>	<b>2</b>	<b>3</b>	<b>4</b>	<b>5</b>	<b>6</b>	<b>7</b>	<b>8</b>	<b>9</b>	<b>10</b>
1	3:30.88	2:12.33	2:07.10	2:07.73	2:04.97					
<b>37</b>	<b>Simon STOKES</b>									
<b>Lap</b>	<b>1</b>	<b>2</b>	<b>3</b>	<b>4</b>	<b>5</b>	<b>6</b>	<b>7</b>	<b>8</b>	<b>9</b>	<b>10</b>
1	3:30.04	2:14.36	2:10.65	2:05.19	2:03.86					
<b>39</b>	<b>David HANDS</b>									
<b>Lap</b>	<b>1</b>	<b>2</b>	<b>3</b>	<b>4</b>	<b>5</b>	<b>6</b>	<b>7</b>	<b>8</b>	<b>9</b>	<b>10</b>
1	3:24.41	2:20.84	2:16.77	2:36.62						
<b>42</b>	<b>Mark ELDER</b>									
<b>Lap</b>	<b>1</b>	<b>2</b>	<b>3</b>	<b>4</b>	<b>5</b>	<b>6</b>	<b>7</b>	<b>8</b>	<b>9</b>	<b>10</b>
1	3:22.30	2:12.91	2:16.00	2:11.27	2:09.67					
<b>46</b>	<b>Tim HOPKINSON</b>									
<b>Lap</b>	<b>1</b>	<b>2</b>	<b>3</b>	<b>4</b>	<b>5</b>	<b>6</b>	<b>7</b>	<b>8</b>	<b>9</b>	<b>10</b>
1	3:33.21	2:12.74	2:11.14	2:06.90	2:03.96					
<b>52</b>	<b>Julian GRIMWADE</b>									
<b>Lap</b>	<b>1</b>	<b>2</b>	<b>3</b>	<b>4</b>	<b>5</b>	<b>6</b>	<b>7</b>	<b>8</b>	<b>9</b>	<b>10</b>
1	3:22.51	2:07.99	2:06.67	2:09.67	2:06.53					
<b>55</b>	<b>Stuart ROPER-MARSHALL</b>									
<b>Lap</b>	<b>1</b>	<b>2</b>	<b>3</b>	<b>4</b>	<b>5</b>	<b>6</b>	<b>7</b>	<b>8</b>	<b>9</b>	<b>10</b>
1	3:10.48	2:21.88	2:21.43	2:22.22	2:18.55					
<b>57</b>	<b>Richard LAKE</b>									
<b>Lap</b>	<b>1</b>	<b>2</b>	<b>3</b>	<b>4</b>	<b>5</b>	<b>6</b>	<b>7</b>	<b>8</b>	<b>9</b>	<b>10</b>
1	3:16.29	2:11.08	2:08.71	2:10.46	2:12.44					
<b>64</b>	<b>John SKEAVINGTON</b>									
<b>Lap</b>	<b>1</b>	<b>2</b>	<b>3</b>	<b>4</b>	<b>5</b>	<b>6</b>	<b>7</b>	<b>8</b>	<b>9</b>	<b>10</b>
1	3:02.23	2:13.80	2:16.33	2:19.42	2:15.78					
<b>65</b>	<b>Greg LERIGO</b>									
<b>Lap</b>	<b>1</b>	<b>2</b>	<b>3</b>	<b>4</b>	<b>5</b>	<b>6</b>	<b>7</b>	<b>8</b>	<b>9</b>	<b>10</b>
1	3:22.21	2:21.02	2:18.03	2:18.28	2:15.90					

<b>66</b>	<b>Nick HAYWARD-COOK</b>										
	<b>Lap</b>	<b>1</b>	<b>2</b>	<b>3</b>	<b>4</b>	<b>5</b>	<b>6</b>	<b>7</b>	<b>8</b>	<b>9</b>	<b>10</b>
	1	3:08.43	2:26.47	2:20.02	2:22.84						
<b>67</b>	<b>Matt JOHNSTON</b>										
	<b>Lap</b>	<b>1</b>	<b>2</b>	<b>3</b>	<b>4</b>	<b>5</b>	<b>6</b>	<b>7</b>	<b>8</b>	<b>9</b>	<b>10</b>
	1	3:23.15	2:18.27	2:18.88	2:12.48	2:12.71					
<b>69</b>	<b>Graham PADDICK</b>										
	<b>Lap</b>	<b>1</b>	<b>2</b>	<b>3</b>	<b>4</b>	<b>5</b>	<b>6</b>	<b>7</b>	<b>8</b>	<b>9</b>	<b>10</b>
	1	3:00.27	2:11.19	2:12.21	2:12.11	2:12.35					
<b>71</b>	<b>Duncan WOOD</b>										
	<b>Lap</b>	<b>1</b>	<b>2</b>	<b>3</b>	<b>4</b>	<b>5</b>	<b>6</b>	<b>7</b>	<b>8</b>	<b>9</b>	<b>10</b>
	1	3:42.03	2:01.43	2:04.92	2:01.57	2:03.15					
<b>74</b>	<b>Peter BUTLER</b>										
	<b>Lap</b>	<b>1</b>	<b>2</b>	<b>3</b>	<b>4</b>	<b>5</b>	<b>6</b>	<b>7</b>	<b>8</b>	<b>9</b>	<b>10</b>
	1	3:09.11	2:20.23	2:21.21	2:19.69	2:18.34					
<b>81</b>	<b>Julian BROWNRIDGE</b>										
	<b>Lap</b>	<b>1</b>	<b>2</b>	<b>3</b>	<b>4</b>	<b>5</b>	<b>6</b>	<b>7</b>	<b>8</b>	<b>9</b>	<b>10</b>
	1	2:36.85	2:27.24	2:27.72	2:27.81	2:25.56					
<b>90</b>	<b>David ASPLIN</b>										
	<b>Lap</b>	<b>1</b>	<b>2</b>	<b>3</b>	<b>4</b>	<b>5</b>	<b>6</b>	<b>7</b>	<b>8</b>	<b>9</b>	<b>10</b>
	1		4:30.14	2:28.15	2:27.75	2:29.95					
<b>94</b>	<b>Hugh BIRLEY</b>										
	<b>Lap</b>	<b>1</b>	<b>2</b>	<b>3</b>	<b>4</b>	<b>5</b>	<b>6</b>	<b>7</b>	<b>8</b>	<b>9</b>	<b>10</b>
	1	2:29.01	2:19.25	2:19.49	2:19.07	2:21.19					
<b>97</b>	<b>Rodney SEBER</b>										
	<b>Lap</b>	<b>1</b>	<b>2</b>	<b>3</b>	<b>4</b>	<b>5</b>	<b>6</b>	<b>7</b>	<b>8</b>	<b>9</b>	<b>10</b>
	1	3:41.68	2:04.61	2:06.54	2:05.59	2:01.82					
<b>130</b>	<b>Guy PLANTE</b>										
	<b>Lap</b>	<b>1</b>	<b>2</b>	<b>3</b>	<b>4</b>	<b>5</b>	<b>6</b>	<b>7</b>	<b>8</b>	<b>9</b>	<b>10</b>
	1	3:31.08	2:08.60	2:05.74	2:06.08	2:07.63					
<b>195</b>	<b>Simon BLAKENEY-EDWARDS</b>										
	<b>Lap</b>	<b>1</b>	<b>2</b>	<b>3</b>	<b>4</b>	<b>5</b>	<b>6</b>	<b>7</b>	<b>8</b>	<b>9</b>	<b>10</b>
	1	3:25.18	2:14.51	2:19.91	2:12.49	2:12.84					
<b>196</b>	<b>Tony SEBER</b>										
	<b>Lap</b>	<b>1</b>	<b>2</b>	<b>3</b>	<b>4</b>	<b>5</b>	<b>6</b>	<b>7</b>	<b>8</b>	<b>9</b>	<b>10</b>
	1	2:40.51	2:11.76	2:15.40	2:13.65	2:14.73					

# Lap Chart

## HANDICAP RACE FOR PRE-WAR CARS - RACE 3

Lap 1		Lap 2		Lap 3		Lap 4		Lap 5		Lap 6		Lap 7		Lap 8		Lap 9		Lap 10	
No	Time	No	Time	No	Time	No	Time	No	Time	No	Time	No	Time	No	Time	No	Time	No	Time
94	2:29.01	90	4:30.14	90	6:58.29	196	9:21.32	196	11:36.05										
81	2:36.85	94	4:48.26	196	7:07.67	90	9:26.04	94	11:48.01										
196	2:40.51	196	4:52.27	94	7:07.75	94	9:26.82	69	11:48.13										
69	3:00.27	81	5:04.09	69	7:23.67	69	9:35.78	71	11:53.10										
64	3:02.23	69	5:11.46	81	7:31.81	57	9:46.54	52	11:53.37										
66	3:08.43	64	5:16.03	64	7:32.36	52	9:46.84	30	11:54.57										
74	3:09.11	57	5:27.37	57	7:36.08	30	9:47.03	16	11:54.85										
55	3:10.48	74	5:29.34	57	7:37.17	71	9:49.95	90	11:55.99										
57	3:16.29	52	5:30.50	30	7:38.67	16	9:49.95	57	11:58.98										
65	3:22.21	55	5:32.36	130	7:45.42	130	9:51.50	130	11:59.13										
42	3:22.30	66	5:34.90	16	7:46.17	64	9:51.78	29	11:59.99										
52	3:22.51	42	5:35.21	71	7:48.38	29	9:54.34	97	12:00.24										
67	3:23.15	30	5:35.29	35	7:50.31	35	9:58.04	35	12:03.01										
39	3:24.41	130	5:39.68	74	7:50.55	97	9:58.42	37	12:04.10										
195	3:25.18	195	5:39.69	29	7:50.86	81	9:59.62	64	12:07.56										
30	3:29.80	16	5:40.25	42	7:51.21	37	10:00.24	46	12:07.95										
37	3:30.04	67	5:41.42	97	7:52.83	42	10:02.48	42	12:12.15										
35	3:30.88	35	5:43.21	55	7:53.79	46	10:03.99	195	12:24.93										
130	3:31.08	65	5:43.23	66	7:54.92	74	10:10.24	81	12:25.18										
46	3:33.21	71	5:43.46	37	7:55.05	195	10:12.09	67	12:25.49										
16	3:37.02	37	5:44.40	46	7:57.09	67	10:12.78	74	12:28.58										
29	3:40.39	29	5:44.88	195	7:59.60	55	10:16.01	55	12:34.56										
97	3:41.68	39	5:45.25	67	8:00.30	66	10:17.76	65	12:35.44										
71	3:42.03	46	5:45.95	65	8:01.26	65	10:19.54												
		97	5:46.29	39	8:02.02	39	10:38.64												



# The Vintage Sports-Car Club

## WILLIAMS TROPHY RACE FOR PRE-1935 GRAND PRIX CARS

### RESULT - RACE 4

Pl	No	Cl	Name	Car	Laps	Time	Behind	MPH	Best Lap on	MPH Handicap
1	20		Charles KNILL-JONES	Bugatti T35B	8	15:39.32		66.63	1:55.60	3 67.67
2	118		Robert SPENCER	Bugatti T35B	8	15:43.73	4.41	66.31	1:56.30	8 67.26
3	12		Chris HUDSON	Bugatti T35B	8	15:58.55	19.23	65.29	1:58.42	7 66.06
4	25		Duncan PITTAWAY	Bugatti T35	8	15:58.98	19.66	65.26	1:57.52	7 66.57 18.82
5	49		Stephen JEWELL	Bugatti T35B	8	16:30.06	50.74	63.21	2:01.71	3 64.27 16.38
6	28		Adam PAINTER	Maserati 4CS	8	16:30.44	51.12	63.19	2:01.65	7 64.31 17.24
7	54		John GUYATT	Talbot Lago T150C	8	17:10.13	1:30.81	60.75	2:06.64	2 61.77 17.01
8	26		Mike PRESTON	Bugatti T35B	8	17:10.73	1:31.41	60.72	2:07.80	8 61.21 8.33 *
9	51		Barry FOSTER	MG Montlhery	8	17:45.51	2:06.19	58.73	2:10.39	7 60.00 22.39
10	129		Nigel WILLIAMS	Bugatti T51	8	17:47.00	2:07.68	58.65	2:10.72	7 59.84 21.24
11	44		Bruce STOPS	Bugatti T35/44	8	17:53.63	2:14.31	58.29	2:10.55	3 59.92 29.23
12	39		David HANDS	Bugatti T39 GP	8	18:11.97	2:32.65	57.31	2:10.50	7 59.94 47.97
13	121		Alex AMES	Bugatti Brescia T13	7	16:04.39	1 Lap	56.78	2:14.00	2 58.38 26.39
14	93		Patrick FRIEDLI	Bugatti T51	7	16:26.62	1 Lap	55.50	2:17.65	3 56.83 23.07
15	11		Philip BEWLEY	Bugatti T35	7	17:10.73	1 Lap	53.13	2:24.08	2 54.29 22.17
16	105		Colin BULLOCK	Bugatti T51	7	17:28.17	1 Lap	52.24	2:27.48	7 53.04 15.81
17	79		Clive TEMPLE	Riley Brooklands	7	18:05.76	1 Lap	50.43	2:29.46	2 52.34 39.54
<b>Not-Classified</b>										
	281		Geraint OWEN	Bugatti T35B	6	11:51.30	DNF	65.99	1:56.42	6 67.19
	119		Luke ROBERTS	Bugatti T13	0		Starter			
	70		Rupert MARKS	Bugatti T 51	0		Starter			

#### Fastest Lap

20	Charles KNILL-JONES	Bugatti T35B	1:55.60	3 67.67
----	---------------------	--------------	---------	---------

#### AWARDS:

##### Race Winner, Winner of the Williams Monaco Trophy & Winner of the Kenneth Bear Trophy:

20	Charles KNILL-JONES	Bugatti T35B	
2 <sup>nd</sup>	118	Robert SPENCER	Bugatti T35B
3 <sup>rd</sup>	12	Chris HUDSON	Bugatti T35B

##### Winner of the Bruton Trophy:

25	Duncan PITTAWAY	Bugatti T35
----	-----------------	-------------


##### Winner on Handicap:

26	Mike PRESTON	Bugatti T35B
----	--------------	--------------





# RACE GRID




## WILLIAMS TROPHY RACE FOR PRE-1935 GRAND PRIX CARS

### RACE 4

ROW 10	<b>105</b> 02:23.880 Colin BULLOCK	<b>119</b> 02:22.480 Luke ROBERTS
ROW 9	<b>11</b> 02:22.320 Philip BEWLEY	<b>79</b> 02:20.010 Clive TEMPLE
ROW 8	<b>93</b> 02:18.040 Patrick FRIEDLI	<b>51</b> 02:13.580 Barry FOSTER
ROW 7	<b>70</b> 02:13.130 Rupert MARKS	<b>129</b> 02:13.030 Nigel WILLIAMS
ROW 6	<b>44</b> 02:12.930 Bruce STOPS	<b>121</b> 02:11.880 Alex AMES
ROW 5	<b>39</b> 02:09.630 David HANDS	<b>54</b> 02:07.860 John GUYATT
ROW 4	<b>26</b> 02:06.410 Mike PRESTON	<b>25</b> 02:03.560 Duncan PITTAWAY
ROW 3	<b>28</b> 02:02.620 Adam PAINTER	<b>49</b> 02:01.740 Stephen JEWELL
ROW 2	<b>12</b> 01:58.770 Chris HUDSON	<b>118</b> 01:58.530 Robert SPENCER
ROW 1	<b>281</b> 01:57.680 Geraint OWEN	<b>20</b> 01:57.390 Charles KNILL-JONES

POLE



# WILLIAMS TROPHY RACE FOR PRE-1935 GRAND PRIX CARS

## LAP TIMES - RACE 4

<b>11</b>	<b>Philip BEWLEY</b>										
	<b>Lap</b>	<b>1</b>	<b>2</b>	<b>3</b>	<b>4</b>	<b>5</b>	<b>6</b>	<b>7</b>	<b>8</b>	<b>9</b>	<b>10</b>
	1	2:40.89	2:24.08	2:24.21	2:24.51	2:27.20	2:24.11	2:25.73			
<b>12</b>	<b>Chris HUDSON</b>										
	<b>Lap</b>	<b>1</b>	<b>2</b>	<b>3</b>	<b>4</b>	<b>5</b>	<b>6</b>	<b>7</b>	<b>8</b>	<b>9</b>	<b>10</b>
	1	2:05.49	1:59.63	1:59.20	1:58.95	1:59.29	1:58.97	1:58.42	1:58.60		
<b>20</b>	<b>Charles KNILL-JONES</b>										
	<b>Lap</b>	<b>1</b>	<b>2</b>	<b>3</b>	<b>4</b>	<b>5</b>	<b>6</b>	<b>7</b>	<b>8</b>	<b>9</b>	<b>10</b>
	1	2:02.31	1:57.87	1:55.60	1:56.86	1:57.29	1:56.50	1:57.13	1:55.76		
<b>25</b>	<b>Duncan PITTAWAY</b>										
	<b>Lap</b>	<b>1</b>	<b>2</b>	<b>3</b>	<b>4</b>	<b>5</b>	<b>6</b>	<b>7</b>	<b>8</b>	<b>9</b>	<b>10</b>
	1	2:07.29	1:59.53	1:59.35	1:58.91	1:58.77	1:58.92	1:57.52	1:58.69		
<b>26</b>	<b>Mike PRESTON</b>										
	<b>Lap</b>	<b>1</b>	<b>2</b>	<b>3</b>	<b>4</b>	<b>5</b>	<b>6</b>	<b>7</b>	<b>8</b>	<b>9</b>	<b>10</b>
	1	2:14.31	2:08.22	2:07.82	2:08.07	2:08.14	2:07.98	2:08.39	2:07.80		
<b>28</b>	<b>Adam PAINTER</b>										
	<b>Lap</b>	<b>1</b>	<b>2</b>	<b>3</b>	<b>4</b>	<b>5</b>	<b>6</b>	<b>7</b>	<b>8</b>	<b>9</b>	<b>10</b>
	1	2:10.92	2:02.70	2:02.01	2:01.88	2:02.66	2:06.28	2:01.65	2:02.34		
<b>39</b>	<b>David HANDS</b>										
	<b>Lap</b>	<b>1</b>	<b>2</b>	<b>3</b>	<b>4</b>	<b>5</b>	<b>6</b>	<b>7</b>	<b>8</b>	<b>9</b>	<b>10</b>
	1	2:24.46	2:13.66	2:11.53	2:12.91	2:11.16	2:11.61	2:10.50	2:36.14		
<b>44</b>	<b>Bruce STOPS</b>										
	<b>Lap</b>	<b>1</b>	<b>2</b>	<b>3</b>	<b>4</b>	<b>5</b>	<b>6</b>	<b>7</b>	<b>8</b>	<b>9</b>	<b>10</b>
	1	2:28.38	2:13.20	2:10.55	2:11.15	2:12.20	2:11.40	2:10.74	2:16.01		
<b>49</b>	<b>Stephen JEWELL</b>										
	<b>Lap</b>	<b>1</b>	<b>2</b>	<b>3</b>	<b>4</b>	<b>5</b>	<b>6</b>	<b>7</b>	<b>8</b>	<b>9</b>	<b>10</b>
	1	2:10.30	2:03.04	2:01.71	2:02.16	2:02.04	2:05.72	2:02.19	2:02.90		
<b>51</b>	<b>Barry FOSTER</b>										
	<b>Lap</b>	<b>1</b>	<b>2</b>	<b>3</b>	<b>4</b>	<b>5</b>	<b>6</b>	<b>7</b>	<b>8</b>	<b>9</b>	<b>10</b>
	1	2:23.90	2:13.12	2:11.42	2:13.05	2:11.30	2:11.70	2:10.39	2:10.63		
<b>54</b>	<b>John GUYATT</b>										
	<b>Lap</b>	<b>1</b>	<b>2</b>	<b>3</b>	<b>4</b>	<b>5</b>	<b>6</b>	<b>7</b>	<b>8</b>	<b>9</b>	<b>10</b>
	1	2:15.49	2:06.64	2:07.91	2:08.07	2:08.08	2:08.03	2:08.20	2:07.71		
<b>79</b>	<b>Clive TEMPLE</b>										
	<b>Lap</b>	<b>1</b>	<b>2</b>	<b>3</b>	<b>4</b>	<b>5</b>	<b>6</b>	<b>7</b>	<b>8</b>	<b>9</b>	<b>10</b>
	1	2:41.60	2:29.46	2:31.82	2:33.23	2:34.78	2:36.95	2:37.92			
<b>93</b>	<b>Patrick FRIEDLI</b>										
	<b>Lap</b>	<b>1</b>	<b>2</b>	<b>3</b>	<b>4</b>	<b>5</b>	<b>6</b>	<b>7</b>	<b>8</b>	<b>9</b>	<b>10</b>
	1	2:27.53	2:19.16	2:17.65	2:19.54	2:20.35	2:22.01	2:20.38			

---

**105 Colin BULLOCK**

Lap	1	2	3	4	5	6	7	8	9	10
1	2:36.11	2:27.88	2:29.32	2:30.28	2:29.11	2:27.99	2:27.48			

---

**118 Robert SPENCER**

Lap	1	2	3	4	5	6	7	8	9	10
1	2:04.48	1:56.41	1:57.12	1:57.51	1:57.14	1:57.30	1:57.47	1:56.30		

---

**121 Alex AMES**

Lap	1	2	3	4	5	6	7	8	9	10
1	2:19.91	2:14.00	2:17.52	2:18.60	2:17.54	2:16.16	2:20.66			

---

**129 Nigel WILLIAMS**

Lap	1	2	3	4	5	6	7	8	9	10
1	2:21.43	2:13.28	2:13.43	2:12.84	2:11.09	2:11.65	2:10.72	2:12.56		

---

**281 Geraint OWEN**

Lap	1	2	3	4	5	6	7	8	9	10
1	2:05.49	1:58.14	1:57.70	1:56.70	1:56.85	1:56.42				

# Lap Chart

## WILLIAMS TROPHY RACE FOR PRE-1935 GRAND PRIX CARS - RACE 4

Lap 1		Lap 2		Lap 3		Lap 4		Lap 5		Lap 6		Lap 7		Lap 8		Lap 9		Lap 10	
No	Time	No	Time	No	Time	No	Time	No	Time	No	Time	No	Time	No	Time	No	Time	No	Time
20	2:02.31	20	4:00.18	20	5:55.78	20	7:52.64	20	9:49.93	20	11:46.43	20	13:43.56	20	15:39.32				
118	2:04.48	118	4:00.89	118	5:58.01	118	7:55.52	118	9:52.66	118	11:49.96	121	13:43.73 *1	118	15:43.73				
12	2:05.49	281	4:03.63	281	6:01.33	281	7:58.03	11	9:53.69 *1	281	11:51.30	118	13:47.43	12	15:58.55				
281	2:05.49	12	4:05.12	12	6:04.32	12	8:03.27	281	9:54.88	12	12:01.53	12	13:59.95	25	15:58.98				
25	2:07.29	25	4:06.82	25	6:06.17	25	8:05.08	12	10:02.56	25	12:02.77	25	14:00.29	121	16:04.39 *1				
49	2:10.30	49	4:13.34	49	6:15.05	49	8:17.21	105	10:03.59 *1	11	12:20.89 *1	93	14:06.24 *1	93	16:26.62 *1				
28	2:10.92	28	4:13.62	28	6:15.63	28	8:17.51	25	10:03.85	49	12:24.97	49	14:27.16	49	16:30.06				
26	2:14.31	54	4:22.13	54	6:30.04	54	8:38.11	79	10:16.11 *1	28	12:26.45	28	14:28.10	28	16:30.44				
54	2:15.49	26	4:22.53	26	6:30.35	26	8:38.42	49	10:19.25	105	12:32.70 *1	11	14:45.00 *1	54	17:10.13				
121	2:19.91	121	4:33.91	129	6:48.14	129	9:00.98	28	10:20.17	79	12:50.89 *1	105	15:00.69 *1	26	17:10.73				
129	2:21.43	129	4:34.71	51	6:48.44	51	9:01.49	54	10:46.19	54	12:54.22	54	15:02.42	11	17:10.73 *1				
51	2:23.90	51	4:37.02	39	6:49.65	39	9:02.56	26	10:46.56	26	12:54.54	26	15:02.93	105	17:28.17 *1				
39	2:24.46	39	4:38.12	121	6:51.43	44	9:03.28	129	11:12.07	129	13:23.72	79	15:27.84 *1	51	17:45.51				
93	2:27.53	44	4:41.58	44	6:52.13	121	9:10.03	51	11:12.79	51	13:24.49	129	15:34.44	129	17:47.00				
44	2:28.38	93	4:46.69	93	7:04.34	93	9:23.88	39	11:13.72	39	13:25.33	51	15:34.88	44	17:53.63				
105	2:36.11	105	5:03.99	11	7:29.18			44	11:15.48	44	13:26.88	39	15:35.83	79	18:05.76 *1				
11	2:40.89	11	5:04.97	105	7:33.31			121	11:27.57			44	15:37.62	39	18:11.97				
79	2:41.60	79	5:11.06	79	7:42.88			93	11:44.23										



# The Vintage Sports-Car Club

## MELVILLE TROPHY RACE FOR SPECIAL PRE-WAR SPORTS CARS

### RESULT - RACE 5

Pl	No	Cl	Name	Car	Laps	Time	Behind	MPH	Best Lap on	MPH Handicap
1	3		Jonathan COBB	Frazer Nash Ford	7	13:43.24		66.52	1:55.38	3 67.80
2	29		Tim KNELLER	Riley 12/4 Special	7	14:28.58	45.34	63.04	2:01.14	2 64.58
3	43		Ewen GETLEY	Bentley 3/4½	7	14:32.62	49.38	62.75	2:02.66	6 63.78
4	36		Brian MAILE	Alvis Speed 25 Sports	7	14:36.99	53.75	62.44	2:03.01	3 63.59 15.92
5	46		Tim HOPKINSON	Riley Special	7	14:37.92	54.68	62.37	2:02.54	6 63.84 20.14
6	35		Richard ILIFFE	Riley Kestrel 12/4 Special	7	14:43.51	1:00.27	61.98	2:04.00	3 63.09 15.51 *
7	130		Guy PLANTE	Alvis Speed 25	7	14:58.13	1:14.89	60.97	2:03.24	2 63.48 35.45
8	60		Paul BAKER	Frazer Nash Super Sport	7	14:59.32	1:16.08	60.89	2:05.85	7 62.16 18.37
9	76		David WYLIE	Frazer Nash AC	7	15:16.71	1:33.47	59.73	2:06.90	3 61.65 28.41
10	99		Richard HUDSON	Bentley 3/4½	7	15:42.38	1:59.14	58.11	2:12.04	7 59.25 18.10
11	59		Jeffrey EDWARDS	Alvis Sports Special	7	15:43.68	2:00.44	58.03	2:11.43	6 59.52 23.67
12	65		Greg LERIGO	Riley Special	7	15:45.51	2:02.27	57.92	2:12.14	2 59.20 20.53
13	84		Garry WHYTE	Riley 12/4 Special	7	15:46.37	2:03.13	57.86	2:11.67	4 59.41 24.68
14	62		Charles MACLEAN	Riley 9	7	15:46.48	2:03.24	57.86	2:11.76	7 59.37 24.16
15	124		Mark TURNER	Talbot 65 Special	6	14:05.49	1 Lap	55.51	2:17.23	5 57.01 22.11
16	101		David SPENCE	Austin 7 Special	5	14:08.22	2 Laps	46.11	2:45.07	5 47.39 22.87

#### Not-Classified

5	Brian WHITE	Frazer Nash/BMW TT Rep	4	7:53.69	DNF	66.06	1:55.34	3 67.82
15	Dougal CAWLEY	GN/Ford Piglet	1	2:19.74	DNF	55.98		0 0.00

#### Fastest Lap

3	Jonathan COBB	Frazer Nash Ford					1:55.38	3 67.80
---	---------------	------------------	--	--	--	--	---------	---------

#### AWARDS:

Race Winner, 1<sup>st</sup> Vintage Car, 1<sup>st</sup> Car over 3000cc and Winner of the Melville Trophy:

3 <sup>rd</sup>	Jonathan COBB	Frazer Nash Ford
2 <sup>nd</sup>	29 Tim KNELLER	Riley 12/4 Special (and 1 <sup>st</sup> Car 1101-2000cc)
3 <sup>rd</sup>	43 Ewen GETLEY	Bentley 3/4½

1<sup>st</sup> Car up to 1100cc:


62	Charles MACLEAN	Riley 9
----	-----------------	---------

Winner on Handicap:

35	Richard ILIFFE	Riley Kestrel 12/4 Special
----	----------------	----------------------------



# RACE GRID




## MELVILLE TROPHY RACE FOR SPECIAL PRE-WAR SPORTS CARS

### RACE 5

ROW 12		
ROW 11		<b>65</b> Greg LERIGO
ROW 10	<b>101</b> 02:44.280 David SPENCE	<b>41</b> 02:31.140 Tim RIDES
ROW 9	<b>58</b> 02:18.950 Christopher BATTY	<b>124</b> 02:18.820 Mark TURNER
ROW 8	<b>84</b> 02:16.570 Garry WHYTE	<b>59</b> 02:14.030 Jeffrey EDWARDS
ROW 7	<b>76</b> 02:13.060 David WYLIE	<b>99</b> 02:12.820 Richard HUDSON
ROW 6	<b>62</b> 02:10.790 Charles MACLEAN	<b>60</b> 02:07.450 Paul BAKER
ROW 5	<b>36</b> 02:06.250 Brian MAILE	<b>35</b> 02:05.350 Richard ILIFFE
ROW 4	<b>31</b> 02:05.030 Mac HULBERT	<b>46</b> 02:04.230 Tim HOPKINSON
ROW 3	<b>130</b> 02:03.360 Guy PLANTE	<b>43</b> 02:01.690 Ewen GETLEY
ROW 2	<b>29</b> 02:00.760 Tim KNELLER	<b>15</b> 01:58.390 Dougal CAWLEY
ROW 1	<b>3</b> 01:54.190 Jonathan COBB	<b>5</b> 01:53.080 Brian WHITE

**POLE**



# MELVILLE TROPHY RACE FOR SPECIAL PRE-WAR SPORTS CARS

## LAP TIMES - RACE 5

<b>3</b>	<b>Jonathan COBB</b>									
<b>Lap</b>	<b>1</b>	<b>2</b>	<b>3</b>	<b>4</b>	<b>5</b>	<b>6</b>	<b>7</b>	<b>8</b>	<b>9</b>	<b>10</b>
1	2:04.49	1:56.84	1:55.38	1:55.53	1:56.49	1:57.05	1:57.46			
<b>5</b>	<b>Brian WHITE</b>									
<b>Lap</b>	<b>1</b>	<b>2</b>	<b>3</b>	<b>4</b>	<b>5</b>	<b>6</b>	<b>7</b>	<b>8</b>	<b>9</b>	<b>10</b>
1	2:05.32	1:57.63	1:55.34	1:55.40						
<b>15</b>	<b>Dougal CAWLEY</b>									
<b>Lap</b>	<b>1</b>	<b>2</b>	<b>3</b>	<b>4</b>	<b>5</b>	<b>6</b>	<b>7</b>	<b>8</b>	<b>9</b>	<b>10</b>
1	2:19.74									
<b>29</b>	<b>Tim KNELLER</b>									
<b>Lap</b>	<b>1</b>	<b>2</b>	<b>3</b>	<b>4</b>	<b>5</b>	<b>6</b>	<b>7</b>	<b>8</b>	<b>9</b>	<b>10</b>
1	2:09.88	2:01.14	2:01.99	2:03.27	2:03.74	2:03.76	2:04.80			
<b>35</b>	<b>Richard ILIFFE</b>									
<b>Lap</b>	<b>1</b>	<b>2</b>	<b>3</b>	<b>4</b>	<b>5</b>	<b>6</b>	<b>7</b>	<b>8</b>	<b>9</b>	<b>10</b>
1	2:14.80	2:04.52	2:04.00	2:06.23	2:05.29	2:04.61	2:04.06			
<b>36</b>	<b>Brian MAILE</b>									
<b>Lap</b>	<b>1</b>	<b>2</b>	<b>3</b>	<b>4</b>	<b>5</b>	<b>6</b>	<b>7</b>	<b>8</b>	<b>9</b>	<b>10</b>
1	2:13.69	2:04.45	2:03.01	2:03.99	2:03.54	2:04.56	2:03.75			
<b>43</b>	<b>Ewen GETLEY</b>									
<b>Lap</b>	<b>1</b>	<b>2</b>	<b>3</b>	<b>4</b>	<b>5</b>	<b>6</b>	<b>7</b>	<b>8</b>	<b>9</b>	<b>10</b>
1	2:12.96	2:03.98	2:03.13	2:03.78	2:02.80	2:02.66	2:03.31			
<b>46</b>	<b>Tim HOPKINSON</b>									
<b>Lap</b>	<b>1</b>	<b>2</b>	<b>3</b>	<b>4</b>	<b>5</b>	<b>6</b>	<b>7</b>	<b>8</b>	<b>9</b>	<b>10</b>
1	2:15.79	2:03.99	2:04.29	2:05.65	2:02.65	2:02.54	2:03.01			
<b>59</b>	<b>Jeffrey EDWARDS</b>									
<b>Lap</b>	<b>1</b>	<b>2</b>	<b>3</b>	<b>4</b>	<b>5</b>	<b>6</b>	<b>7</b>	<b>8</b>	<b>9</b>	<b>10</b>
1	2:25.25	2:12.87	2:14.69	2:12.29	2:14.85	2:11.43	2:12.30			
<b>60</b>	<b>Paul BAKER</b>									
<b>Lap</b>	<b>1</b>	<b>2</b>	<b>3</b>	<b>4</b>	<b>5</b>	<b>6</b>	<b>7</b>	<b>8</b>	<b>9</b>	<b>10</b>
1	2:20.30	2:08.04	2:06.17	2:05.93	2:07.01	2:06.02	2:05.85			
<b>62</b>	<b>Charles MACLEAN</b>									
<b>Lap</b>	<b>1</b>	<b>2</b>	<b>3</b>	<b>4</b>	<b>5</b>	<b>6</b>	<b>7</b>	<b>8</b>	<b>9</b>	<b>10</b>
1	2:26.22	2:12.68	2:15.33	2:14.46	2:13.64	2:12.39	2:11.76			
<b>65</b>	<b>Greg LERIGO</b>									
<b>Lap</b>	<b>1</b>	<b>2</b>	<b>3</b>	<b>4</b>	<b>5</b>	<b>6</b>	<b>7</b>	<b>8</b>	<b>9</b>	<b>10</b>
1	2:27.59	2:12.14	2:14.49	2:12.17	2:14.04	2:12.65	2:12.43			
<b>76</b>	<b>David WYLIE</b>									
<b>Lap</b>	<b>1</b>	<b>2</b>	<b>3</b>	<b>4</b>	<b>5</b>	<b>6</b>	<b>7</b>	<b>8</b>	<b>9</b>	<b>10</b>
1	2:20.35	2:09.19	2:06.90	2:08.20	2:11.47	2:10.45	2:10.15			

---

<b>84</b>	<b>Garry WHYTE</b>										
	<b>Lap</b>	<b>1</b>	<b>2</b>	<b>3</b>	<b>4</b>	<b>5</b>	<b>6</b>	<b>7</b>	<b>8</b>	<b>9</b>	<b>10</b>
	1	2:24.94	2:14.56	2:15.89	2:11.67	2:14.39	2:12.56	2:12.36			

---

<b>99</b>	<b>Richard HUDSON</b>										
	<b>Lap</b>	<b>1</b>	<b>2</b>	<b>3</b>	<b>4</b>	<b>5</b>	<b>6</b>	<b>7</b>	<b>8</b>	<b>9</b>	<b>10</b>
	1	2:24.13	2:13.21	2:13.91	2:12.34	2:14.38	2:12.37	2:12.04			

---

<b>101</b>	<b>David SPENCE</b>										
	<b>Lap</b>	<b>1</b>	<b>2</b>	<b>3</b>	<b>4</b>	<b>5</b>	<b>6</b>	<b>7</b>	<b>8</b>	<b>9</b>	<b>10</b>
	1	3:01.16	2:46.52	2:47.36	2:48.11	2:45.07					

---

<b>124</b>	<b>Mark TURNER</b>										
	<b>Lap</b>	<b>1</b>	<b>2</b>	<b>3</b>	<b>4</b>	<b>5</b>	<b>6</b>	<b>7</b>	<b>8</b>	<b>9</b>	<b>10</b>
	1	2:30.68	2:18.97	2:19.11	2:18.90	2:17.23	2:20.60				

---

<b>130</b>	<b>Guy PLANTE</b>										
	<b>Lap</b>	<b>1</b>	<b>2</b>	<b>3</b>	<b>4</b>	<b>5</b>	<b>6</b>	<b>7</b>	<b>8</b>	<b>9</b>	<b>10</b>
	1	2:11.05	2:03.24	2:03.52	2:04.01	2:23.17	2:07.51	2:05.63			

---



# Lap Chart

## MELVILLE TROPHY RACE FOR SPECIAL PRE-WAR SPORTS CARS - RACE 5

Lap 1		Lap 2		Lap 3		Lap 4		Lap 5		Lap 6		Lap 7		Lap 8		Lap 9		Lap 10	
No	Time	No	Time	No	Time	No	Time	No	Time	No	Time	No	Time	No	Time	No	Time	No	Time
3	2:04.49	3	4:01.33	3	5:56.71	3	7:52.24	3	9:48.73	3	11:45.78	3	13:43.24						
5	2:05.32	5	4:02.95	5	5:58.29	5	7:53.69	29	10:20.02	29	12:23.78	124	14:05.49 *1						
29	2:09.88	29	4:11.02	29	6:13.01	29	8:16.28	43	10:26.65	43	12:29.31	101	14:08.22 *2						
130	2:11.05	130	4:14.29	130	6:17.81	130	8:21.82	36	10:28.68	36	12:33.24	29	14:28.58						
43	2:12.96	43	4:16.94	43	6:20.07	43	8:23.85	46	10:32.37	46	12:34.91	43	14:32.62						
36	2:13.69	36	4:18.14	36	6:21.15	36	8:25.14	35	10:34.84	35	12:39.45	36	14:36.99						
35	2:14.80	35	4:19.32	35	6:23.32	35	8:29.55	130	10:44.99	130	12:52.50	46	14:37.92						
46	2:15.79	46	4:19.78	46	6:24.07	46	8:29.72	60	10:47.45	60	12:53.47	35	14:43.51						
15	2:19.74	60	4:28.34	60	6:34.51	101	8:35.04 *1	76	10:56.11	76	13:06.56	130	14:58.13						
60	2:20.30	76	4:29.54	76	6:36.44	60	8:40.44	99	11:17.97	99	13:30.34	60	14:59.32						
76	2:20.35	99	4:37.34	99	6:51.25	76	8:44.64	59	11:19.95	59	13:31.38	76	15:16.71						
99	2:24.13	59	4:38.12	59	6:52.81	99	9:03.59	65	11:20.43	65	13:33.08	99	15:42.38						
84	2:24.94	62	4:38.90	65	6:54.22	59	9:05.10	84	11:21.45	84	13:34.01	59	15:43.68						
59	2:25.25	84	4:39.50	62	6:54.23	65	9:06.39	62	11:22.33	62	13:34.72	65	15:45.51						
62	2:26.22	65	4:39.73	84	6:55.39	84	9:07.06	101	11:23.15 *1			84	15:46.37						
65	2:27.59	124	4:49.65	124	7:08.76	62	9:08.69	124	11:44.89			62	15:46.48						
124	2:30.68	101	5:47.68			124	9:27.66												
101	3:01.16																		



# The Vintage Sports-Car Club

## GEOGHEGAN TROPHY RACE

### RESULT - RACE 6

Pl	No	Cl	Name	Car	Laps	Time	Behind	MPH	Best Lap on	MPH Handicap
1	18	M	William MAHANY	HRG Le Mans Model	7	13:57.82		65.36	1:56.08	2 67.39
2	8	M	Charles GILLETT	Frazer Nash Super Sports	7	13:59.91	2.09	65.20	1:56.11	2 67.37
3	27	M	Frederic WAKEMAN	Frazer Nash Super Sports	7	14:12.97	15.15	64.20	1:59.41	3 65.51
4	30	M	Andrew MITCHELL	HRG 1 1/2 Litre	7	14:22.58	24.76	63.48	1:59.30	2 65.57 27.48
5	28	M	Adam PAINTER	Maserati 4CS	7	14:28.02	30.20	63.09	2:01.81	2 64.22 15.35
6	47	S	Mark BRETT	Ballamy-Ford (LMB) V8 Sp	7	14:35.37	37.55	62.56	2:03.37	6 63.41 11.78 *
7	63	M	James KNAPP	Frazer Nash Sportop	7	14:48.27	50.45	61.65	2:04.41	7 62.88 17.40
8	54	M	John GUYATT	Talbot Lago T150C	7	15:25.63	1:27.81	59.16	2:06.67	2 61.76 38.94
9	56	M	Richard LAKE	Aston Martin 15/98 Speed	7	15:26.08	1:28.26	59.13	2:08.23	7 61.01 28.47
10	91	M	Andy BUSH	Riley TT Sprite Replica	7	15:27.30	1:29.48	59.05	2:08.14	7 61.05 30.32
11	72	M	Michael STRAUSS	Talbot AV 105	7	15:28.75	1:30.93	58.96	2:08.68	7 60.79 27.99
12	82	M	Paul WAINE	Frazer Nash TT Replica	7	15:35.81	1:37.99	58.52	2:09.96	7 60.19 26.09
13	51	M	Barry FOSTER	MG Monthery	7	15:45.60	1:47.78	57.91	2:10.91	6 59.76 29.23
14	75	M	James POTTER	Riley 9 Brooklands	7	16:16.71	2:18.89	56.07	2:15.00	5 57.95 31.71
15	85	S	Ian STANDING	Riley Brooklands	6	14:04.08	1 Lap	55.61	2:16.85	5 57.16 22.98
16	80	M	Fred BOOTHBY	MG J2	6	14:11.88	1 Lap	55.10	2:18.53	3 56.47 20.70
17	79	S	Clive TEMPLE	Riley Brooklands	6	14:27.55	1 Lap	54.10	2:18.78	2 56.37 34.87
18	102	M	Jeremy HOLDEN	Frazer Nash Super Sports	6	14:27.87	1 Lap	54.08	2:19.17	3 56.21 32.85
19	83	M	Norman PEMBERTON	Talbot 95/105	6	14:44.43	1 Lap	53.07	2:24.08	2 54.29 19.95
20	111	M	Stuart ROSE	Austin 7 Ulster	6	15:25.33	1 Lap	50.72	2:28.52	6 52.67 34.21
21	125	S	Christopher SCOTT MACKIRDY	Aston Martin MK II	6	16:01.86	1 Lap	48.80	2:33.08	6 51.10 43.38
22	86	M	Robin TOONE	Alfa Romeo 1750	6	16:06.75	1 Lap	48.55	2:35.67	6 50.25 32.73
23	114	S	Chris CADMAN	MG M Type	5	14:23.76	2 Laps	45.28	2:45.28	5 47.33 37.36
24	116	M	Andrew HARRINGTON	MG J2	5	14:26.65	2 Laps	45.13	2:42.26	4 48.21 55.35
25	117	M	Anne BOURSOT	MG PA 2Str	5	14:27.69	2 Laps	45.08	2:45.36	4 47.31 40.89

#### Not-Classified

109	S	Peter BATTY	Lea-Francis Hyper	0		Starter
53	M	Jerome FACK	Brough Superior Alpine G	0		Starter

#### Fastest Lap

18	M	William MAHANY	HRG Le Mans Model	1:56.08	2	67.39
47	S	MAHANY Mark BRETT	Ballamy-Ford (LMB) V8	2:03.37	6	63.41

#### AWARDS:

Race Winner, 1<sup>st</sup> Un-supercharged Car up to 1100cc & Winner of the Geoghegan Trophy:

18	William MAHANY	HRG Le Mans Model	
2	8	Charles GILLETT	Frazer Nash Super Sports (and 1st Un-supercharged Car 1101-1500cc)
3	27	Frederic WAKEMAN	Frazer Nash Super Sports

#### Other Un-supercharged Capacity Class Winners:

56	M	Richard LAKE	Aston Martin 15/98 Speed (1501-2000cc)
72	M	Michael STRAUSS	Talbot AV 105 (2001-3000cc)
47	S	Mark BRETT	Ballamy-Ford (Over 3000cc)

#### VSCC 'Standard' Cars:

1<sup>st</sup> 47 Mark BRETT/Ballamy-Ford 2<sup>nd</sup> 85 Ian STANDING/Riley 3<sup>rd</sup> Clive TEMPLE/Riley

# RACE GRID

## GEOGHEGAN TROPHY RACE

### RACE 6

ROW 16

**114** Chris CADMAN

ROW 15

**110** 04:03.480  
Tim WADSWORTH

**117** 02:46.660  
Anne BOURSOT

ROW 14

**116** 02:44.600  
Andrew HARRINGTON

**125** 02:43.010  
Christopher SCOTT MAC

ROW 13

**109** 02:38.060  
Peter BATTY

**86** 02:36.410  
Robin TOONE

ROW 12

**111** 02:32.010  
Stuart ROSE

**83** 02:30.140  
Norman PEMBERTON

ROW 11

**75** 02:20.920  
James POTTER

**79** 02:20.010  
Clive TEMPLE

ROW 10

**80** 02:18.510  
Fred BOOTHBY

**102** 02:18.270  
Jeremy HOLDEN

ROW 9

**85** 02:15.840  
Ian STANDING

**51** 02:13.580  
Barry FOSTER

ROW 8

**56** 02:12.260  
Richard LAKE

**82** 02:11.140  
Paul WAINE

ROW 7

**72** 02:10.510  
Michael STRAUSS

**39** 02:09.630  
David HANDS

ROW 6

**91** 02:09.370  
Andy BUSH

**126** 02:09.250  
John POLSON

ROW 5

**54** 02:07.860  
John GUYATT

**53** 02:05.250  
Jerome FACK

ROW 4

**63** 02:03.630  
James KNAPP

**28** 02:02.620  
Adam PAINTER

ROW 3

**30** 02:02.590  
Andrew MITCHELL

**34** 02:01.920  
Sue DARBYSHIRE

ROW 2

**47** 02:00.320  
Mark BRETT

**27** 01:59.680  
Frederic WAKEMAN

ROW 1

**8** 01:58.650  
Charles GILLETT

**18** 01:55.520  
William MAHANY

**POLE**

# GEOGHEGAN TROPHY RACE

## LAP TIMES - RACE 6

<b>8</b>	<b>Charles GILLETT</b>										
	<b>Lap</b>	<b>1</b>	<b>2</b>	<b>3</b>	<b>4</b>	<b>5</b>	<b>6</b>	<b>7</b>	<b>8</b>	<b>9</b>	<b>10</b>
	1	2:03.93	1:56.11	1:59.55	1:58.99	2:00.09	2:00.41	2:00.83			
<b>18</b>	<b>William MAHANY</b>										
	<b>Lap</b>	<b>1</b>	<b>2</b>	<b>3</b>	<b>4</b>	<b>5</b>	<b>6</b>	<b>7</b>	<b>8</b>	<b>9</b>	<b>10</b>
	1	2:04.72	1:56.08	1:59.12	1:59.45	1:59.46	1:59.13	1:59.86			
<b>27</b>	<b>Frederic WAKEMAN</b>										
	<b>Lap</b>	<b>1</b>	<b>2</b>	<b>3</b>	<b>4</b>	<b>5</b>	<b>6</b>	<b>7</b>	<b>8</b>	<b>9</b>	<b>10</b>
	1	2:09.14	2:00.06	1:59.41	2:00.82	1:59.58	2:01.07	2:02.89			
<b>28</b>	<b>Adam PAINTER</b>										
	<b>Lap</b>	<b>1</b>	<b>2</b>	<b>3</b>	<b>4</b>	<b>5</b>	<b>6</b>	<b>7</b>	<b>8</b>	<b>9</b>	<b>10</b>
	1	2:11.15	2:01.81	2:02.31	2:02.65	2:02.26	2:03.13	2:04.71			
<b>30</b>	<b>Andrew MITCHELL</b>										
	<b>Lap</b>	<b>1</b>	<b>2</b>	<b>3</b>	<b>4</b>	<b>5</b>	<b>6</b>	<b>7</b>	<b>8</b>	<b>9</b>	<b>10</b>
	1	2:11.29	1:59.30	1:59.80	2:04.34	2:03.07	2:00.97	2:03.81			
<b>47</b>	<b>Mark BRETT</b>										
	<b>Lap</b>	<b>1</b>	<b>2</b>	<b>3</b>	<b>4</b>	<b>5</b>	<b>6</b>	<b>7</b>	<b>8</b>	<b>9</b>	<b>10</b>
	1	2:09.80	2:04.76	2:03.43	2:05.39	2:03.42	2:03.37	2:05.20			
<b>51</b>	<b>Barry FOSTER</b>										
	<b>Lap</b>	<b>1</b>	<b>2</b>	<b>3</b>	<b>4</b>	<b>5</b>	<b>6</b>	<b>7</b>	<b>8</b>	<b>9</b>	<b>10</b>
	1	2:25.93	2:13.59	2:13.92	2:13.94	2:12.95	2:10.91	2:14.36			
<b>54</b>	<b>John GUYATT</b>										
	<b>Lap</b>	<b>1</b>	<b>2</b>	<b>3</b>	<b>4</b>	<b>5</b>	<b>6</b>	<b>7</b>	<b>8</b>	<b>9</b>	<b>10</b>
	1	2:13.43	2:06.67	2:22.72	2:11.73	2:12.16	2:10.62	2:08.30			
<b>56</b>	<b>Richard LAKE</b>										
	<b>Lap</b>	<b>1</b>	<b>2</b>	<b>3</b>	<b>4</b>	<b>5</b>	<b>6</b>	<b>7</b>	<b>8</b>	<b>9</b>	<b>10</b>
	1	2:24.58	2:09.81	2:10.91	2:10.39	2:11.96	2:10.20	2:08.23			
<b>63</b>	<b>James KNAPP</b>										
	<b>Lap</b>	<b>1</b>	<b>2</b>	<b>3</b>	<b>4</b>	<b>5</b>	<b>6</b>	<b>7</b>	<b>8</b>	<b>9</b>	<b>10</b>
	1	2:13.89	2:06.42	2:05.17	2:04.86	2:09.02	2:04.50	2:04.41			
<b>72</b>	<b>Michael STRAUSS</b>										
	<b>Lap</b>	<b>1</b>	<b>2</b>	<b>3</b>	<b>4</b>	<b>5</b>	<b>6</b>	<b>7</b>	<b>8</b>	<b>9</b>	<b>10</b>
	1	2:21.20	2:10.93	2:11.90	2:12.25	2:12.27	2:11.52	2:08.68			
<b>75</b>	<b>James POTTER</b>										
	<b>Lap</b>	<b>1</b>	<b>2</b>	<b>3</b>	<b>4</b>	<b>5</b>	<b>6</b>	<b>7</b>	<b>8</b>	<b>9</b>	<b>10</b>
	1	2:31.95	2:18.96	2:18.09	2:16.51	2:15.00	2:16.78	2:19.42			
<b>79</b>	<b>Clive TEMPLE</b>										
	<b>Lap</b>	<b>1</b>	<b>2</b>	<b>3</b>	<b>4</b>	<b>5</b>	<b>6</b>	<b>7</b>	<b>8</b>	<b>9</b>	<b>10</b>
	1	2:35.37	2:18.78	2:24.96	2:23.69	2:22.61	2:22.14				

<b>80</b>	<b>Fred BOOTHBY</b>										
	<b>Lap</b>	<b>1</b>	<b>2</b>	<b>3</b>	<b>4</b>	<b>5</b>	<b>6</b>	<b>7</b>	<b>8</b>	<b>9</b>	<b>10</b>
	1	2:30.23	2:19.71	2:18.53	2:20.15	2:20.76	2:22.50				
<b>82</b>	<b>Paul WAINE</b>										
	<b>Lap</b>	<b>1</b>	<b>2</b>	<b>3</b>	<b>4</b>	<b>5</b>	<b>6</b>	<b>7</b>	<b>8</b>	<b>9</b>	<b>10</b>
	1	2:21.58	2:10.83	2:13.94	2:10.32	2:15.27	2:13.91	2:09.96			
<b>83</b>	<b>Norman PEMBERTON</b>										
	<b>Lap</b>	<b>1</b>	<b>2</b>	<b>3</b>	<b>4</b>	<b>5</b>	<b>6</b>	<b>7</b>	<b>8</b>	<b>9</b>	<b>10</b>
	1	2:39.08	2:24.08	2:25.85	2:24.86	2:26.44	2:24.12				
<b>85</b>	<b>Ian STANDING</b>										
	<b>Lap</b>	<b>1</b>	<b>2</b>	<b>3</b>	<b>4</b>	<b>5</b>	<b>6</b>	<b>7</b>	<b>8</b>	<b>9</b>	<b>10</b>
	1	2:33.22	2:18.01	2:18.78	2:18.68	2:16.85	2:18.54				
<b>86</b>	<b>Robin TOONE</b>										
	<b>Lap</b>	<b>1</b>	<b>2</b>	<b>3</b>	<b>4</b>	<b>5</b>	<b>6</b>	<b>7</b>	<b>8</b>	<b>9</b>	<b>10</b>
	1	2:48.47	2:41.83	2:39.17	2:38.42	2:43.19	2:35.67				
<b>91</b>	<b>Andy BUSH</b>										
	<b>Lap</b>	<b>1</b>	<b>2</b>	<b>3</b>	<b>4</b>	<b>5</b>	<b>6</b>	<b>7</b>	<b>8</b>	<b>9</b>	<b>10</b>
	1	2:19.43	2:11.67	2:12.66	2:11.74	2:12.77	2:10.89	2:08.14			
<b>102</b>	<b>Jeremy HOLDEN</b>										
	<b>Lap</b>	<b>1</b>	<b>2</b>	<b>3</b>	<b>4</b>	<b>5</b>	<b>6</b>	<b>7</b>	<b>8</b>	<b>9</b>	<b>10</b>
	1	2:30.98	2:19.28	2:19.17	2:34.07	2:22.80	2:21.57				
<b>111</b>	<b>Stuart ROSE</b>										
	<b>Lap</b>	<b>1</b>	<b>2</b>	<b>3</b>	<b>4</b>	<b>5</b>	<b>6</b>	<b>7</b>	<b>8</b>	<b>9</b>	<b>10</b>
	1	2:48.18	2:31.91	2:33.49	2:33.01	2:30.22	2:28.52				
<b>114</b>	<b>Chris CADMAN</b>										
	<b>Lap</b>	<b>1</b>	<b>2</b>	<b>3</b>	<b>4</b>	<b>5</b>	<b>6</b>	<b>7</b>	<b>8</b>	<b>9</b>	<b>10</b>
	1	3:09.40	2:52.59	2:49.87	2:46.62	2:45.28					
<b>116</b>	<b>Andrew HARRINGTON</b>										
	<b>Lap</b>	<b>1</b>	<b>2</b>	<b>3</b>	<b>4</b>	<b>5</b>	<b>6</b>	<b>7</b>	<b>8</b>	<b>9</b>	<b>10</b>
	1	3:10.08	2:57.19	2:49.27	2:42.26	2:47.85					
<b>117</b>	<b>Anne BOURSOT</b>										
	<b>Lap</b>	<b>1</b>	<b>2</b>	<b>3</b>	<b>4</b>	<b>5</b>	<b>6</b>	<b>7</b>	<b>8</b>	<b>9</b>	<b>10</b>
	1	3:08.35	2:57.92	2:48.88	2:45.36	2:47.18					
<b>125</b>	<b>Christopher SCOTT MACKIRDY</b>										
	<b>Lap</b>	<b>1</b>	<b>2</b>	<b>3</b>	<b>4</b>	<b>5</b>	<b>6</b>	<b>7</b>	<b>8</b>	<b>9</b>	<b>10</b>
	1	3:02.87	2:36.22	2:37.66	2:34.41	2:37.62	2:33.08				

# Lap Chart

## GEOGHEGAN TROPHY RACE - RACE 6

Lap 1		Lap 2		Lap 3		Lap 4		Lap 5		Lap 6		Lap 7		Lap 8		Lap 9		Lap 10		
No	Time	No	Time	No	Time	No	Time	No	Time	No	Time	No	Time	No	Time	No	Time	No	Time	
8	2:03.93	8	4:00.04	8	5:59.59	8	7:58.58	8	9:58.67	18	11:57.96	18	13:57.82							
18	2:04.72	18	4:00.80	18	5:59.92	18	7:59.37	18	9:58.83	8	11:59.08	8	13:59.91							
27	2:09.14	27	4:09.20	114	6:01.99 *1	27	8:09.43	27	10:09.01	79	12:05.41 *1	85	14:04.08 *1							
47	2:09.80	30	4:10.59	117	6:06.27 *1	86	8:09.47 *1	30	10:17.80	102	12:06.30 *1	80	14:11.88 *1							
28	2:11.15	28	4:12.96	116	6:07.27 *1	30	8:14.73	28	10:20.18	27	12:10.08	27	14:12.97							
30	2:11.29	47	4:14.56	27	6:08.61	125	8:16.75 *1	111	10:26.59 *1	30	12:18.77	30	14:22.58							
54	2:13.43	54	4:20.10	30	6:10.39	28	8:17.92	47	10:26.80	83	12:20.31 *1	114	14:23.76 *2							
63	2:13.89	63	4:20.31	28	6:15.27	47	8:23.38	63	10:39.36	28	12:23.31	116	14:26.65 *2							
91	2:19.43	91	4:31.10	47	6:17.99	63	8:30.34	86	10:47.89 *1	47	12:30.17	79	14:27.55 *1							
72	2:21.20	72	4:32.13	63	6:25.48	114	8:51.86 *1	125	10:51.16 *1	63	12:43.86	117	14:27.69 *2							
82	2:21.58	82	4:32.41	54	6:42.82	54	8:54.55	54	11:06.71	111	12:56.81 *1	102	14:27.87 *1							
56	2:24.58	56	4:34.39	91	6:43.76	117	8:55.15 *1	56	11:07.65	54	13:17.33	28	14:28.02							
51	2:25.93	51	4:39.52	72	6:44.03	91	8:55.50	91	11:08.27	56	13:17.85	47	14:35.37							
80	2:30.23	80	4:49.94	56	6:45.30	56	8:55.69	72	11:08.55	91	13:19.16	83	14:44.43 *1							
102	2:30.98	102	4:50.26	82	6:46.35	72	8:56.28	82	11:11.94	72	13:20.07	63	14:48.27							
75	2:31.95	75	4:50.91	51	6:53.44	116	8:56.54 *1	51	11:20.33	82	13:25.85	111	15:25.33 *1							
85	2:33.22	85	4:51.23	80	7:08.47	82	8:56.67	114	11:38.48 *1	125	13:28.78 *1	54	15:25.63							
79	2:35.37	79	4:54.15	75	7:09.00	51	9:07.38	116	11:38.80 *1	86	13:31.08 *1	56	15:26.08							
83	2:39.08	83	5:03.16	102	7:09.43	75	9:25.51	75	11:40.51	51	13:31.24	91	15:27.30							
111	2:48.18	111	5:20.09	85	7:10.01	80	9:28.62	117	11:40.51 *1	75	13:57.29	72	15:28.75							
86	2:48.47	86	5:30.30	79	7:19.11	85	9:28.69	85	11:45.54			82	15:35.81							
125	3:02.87	125	5:39.09	83	7:29.01	79	9:42.80	80	11:49.38			51	15:45.60							
117	3:08.35			111	7:53.58	102	9:43.50					125	16:01.86 *1							
114	3:09.40					83	9:53.87					86	16:06.75 *1							
116	3:10.08											75	16:16.71							



# The Vintage Sports-Car Club

## FORMULA 3 (500) RACING CARS

### RESULT - RACE 7

PI	No	Cl	Name	Car	Laps	Time	Behind	MPH	Best Lap on	MPH Handicap
1	86	P3	John TURNER	Cooper MK 9	6	12:02.14		65.00	1:57.76	6 66.43
2	8	P2	Roy HUNT	Martin 500	6	12:04.35	2.21	64.80	1:56.98	6 66.87
3	67	P2	Gordon RUSSELL	Mackson 500 F3	6	12:05.97	3.83	64.65	1:58.05	6 66.27
4	19	P3	JB JONES	Cousy NO2	6	12:15.99	13.85	63.77	2:00.06	3 65.16 15.63
5	90	P3	Ian PHILLIPS	Cooper MK 10	6	12:28.94	26.80	62.67	2:01.68	4 64.29 18.86
6	6	P3	Darrell WOODS	Cooper MK XII	6	12:36.87	34.73	62.01	2:00.42	5 64.96 34.35
7	91	P2	Rodney DELVES	Kieft F3 500	6	12:38.96	36.82	61.84	2:03.85	5 63.16 15.86
8	92	P3	Neil HODGES	Cooper MK 8 Monoposto	6	12:42.32	40.18	61.57	2:05.03	4 62.57 12.14 *
9	15		Mark RILEY	Cooper MK 9	6	12:42.41	40.27	61.56	2:01.57	6 64.35 32.99
10	25	P2	Fred WALMSLEY	Cooper MK VII	6	12:47.44	45.30	61.16	2:03.66	5 63.26 25.48
11	59	P2	David KINGSLAND	Staride MK3	6	12:48.85	46.71	61.05	2:02.18	5 64.03 35.77
12	61	Inv	Richard ASHFORD	Cooper T9	6	12:49.48	47.34	61.00	2:04.43	2 62.87 22.90
13	89	P1	Shirley MONRO	Cooper MK IV	6	13:21.81	1:19.67	58.54	2:10.45	2 59.97 19.11
14	43	P3	Roy WRIGHT	Flash Special Norton	6	13:44.96	1:42.82	56.90	2:13.24	5 58.71 25.52
15	14	P3	Mark PALMER	Wishart F3	6	13:54.83	1:52.69	56.22	2:14.10	6 58.34 30.23
16	60		Paul HEWES	Cooper MK 8	5	12:38.21	1 Lap	51.59	2:22.81	5 54.78 44.16

#### Not-Classified

3	P1	John POTTS	Cooper MK IV	2	5:00.53	DNF	52.06	2:23.86	2 54.38
57	P2	Richard BISHOP-MILLER	Revis 500	1	2:17.30	DNF	56.98		0 0.00
65	P2	Richard DE LA ROCHE	Smith Buckler Single Seat	1	2:18.70	DNF	56.40		0 0.00
7	P3	Nigel CHALLIS	Petty Formula 3	0		Starter			

#### Fastest Lap

15		Mark RILEY	Cooper MK 9				2:01.57	6 64.35
61	Inv	Richard ASHFORD	Cooper T9				2:04.43	2 62.87
89	P1	Shirley MONRO	Cooper MK IV				2:10.45	2 59.97
8	P2	Roy HUNT	Martin 500				1:56.98	6 66.87
86	P3	John TURNER	Cooper MK 9				1:57.76	6 66.43

#### AWARDS:

##### Race Winner and 1<sup>st</sup> in Class P3:

86	P3	John TURNER	Cooper MK 9	
2 <sup>nd</sup>	8	P2	Roy HUNT	Martin 500 (and 1 <sup>st</sup> in Class P2)
3 <sup>rd</sup>	67	P2	Gordon RUSSELL	Mackson 500 F3

##### 1st in Class:

89	P1	Shirley MONRO	Cooper MK IV
----	----	---------------	--------------

##### Winner on Handicap:

92	P3	Neil HODGES	Cooper MK 8 Monoposto
----	----	-------------	-----------------------

# RACE GRID

## FORMULA 3 (500) RACING CARS

### RACE 7

ROW 12		
ROW 11		<b>65</b> Richard DE LA ROCHE
ROW 10	<b>60</b> 02:28.550 Paul HEWES	<b>3</b> 02:26.390 John POTTS
ROW 9	<b>14</b> 02:20.910 Mark PALMER	<b>43</b> 02:20.420 Roy WRIGHT
ROW 8	<b>18</b> 02:20.290 John CHISHOLM	<b>89</b> 02:13.680 Shirley MONRO
ROW 7	<b>59</b> 02:13.430 David KINGSLAND	<b>15</b> 02:12.460 Mark RILEY
ROW 6	<b>7</b> 02:10.400 Nigel CHALLIS	<b>92</b> 02:08.750 Neil HODGES
ROW 5	<b>61</b> 02:07.940 Richard ASHFORD	<b>57</b> 02:07.670 Richard BISHOP-MILLER
ROW 4	<b>90</b> 02:04.580 Ian PHILLIPS	<b>91</b> 02:04.200 Rodney DELVES
ROW 3	<b>25</b> 02:03.260 Fred WALMSLEY	<b>86</b> 02:02.940 John TURNER
ROW 2	<b>19</b> 02:01.430 JB JONES	<b>67</b> 02:01.280 Gordon RUSSELL
ROW 1	<b>6</b> 02:00.090 Darrell WOODS	<b>8</b> 01:59.940 Roy HUNT

**POLE**



# FORMULA 3 (500) RACING CARS

## LAP TIMES - RACE 7

<b>3</b>	<b>John POTTS</b>										
<b>Lap</b>	<b>1</b>	<b>2</b>	<b>3</b>	<b>4</b>	<b>5</b>	<b>6</b>	<b>7</b>	<b>8</b>	<b>9</b>	<b>10</b>	
1	2:36.67	2:23.86									
<b>6</b>	<b>Darrell WOODS</b>										
<b>Lap</b>	<b>1</b>	<b>2</b>	<b>3</b>	<b>4</b>	<b>5</b>	<b>6</b>	<b>7</b>	<b>8</b>	<b>9</b>	<b>10</b>	
1	2:17.99	2:04.75	2:04.74	2:06.28	2:00.42	2:02.69					
<b>8</b>	<b>Roy HUNT</b>										
<b>Lap</b>	<b>1</b>	<b>2</b>	<b>3</b>	<b>4</b>	<b>5</b>	<b>6</b>	<b>7</b>	<b>8</b>	<b>9</b>	<b>10</b>	
1	2:11.06	2:01.90	1:59.26	1:57.32	1:57.83	1:56.98					
<b>14</b>	<b>Mark PALMER</b>										
<b>Lap</b>	<b>1</b>	<b>2</b>	<b>3</b>	<b>4</b>	<b>5</b>	<b>6</b>	<b>7</b>	<b>8</b>	<b>9</b>	<b>10</b>	
1	2:28.95	2:21.06	2:18.63	2:17.50	2:14.59	2:14.10					
<b>15</b>	<b>Mark RILEY</b>										
<b>Lap</b>	<b>1</b>	<b>2</b>	<b>3</b>	<b>4</b>	<b>5</b>	<b>6</b>	<b>7</b>	<b>8</b>	<b>9</b>	<b>10</b>	
1	2:18.19	2:08.81	2:06.54	2:05.09	2:02.21	2:01.57					
<b>19</b>	<b>JB JONES</b>										
<b>Lap</b>	<b>1</b>	<b>2</b>	<b>3</b>	<b>4</b>	<b>5</b>	<b>6</b>	<b>7</b>	<b>8</b>	<b>9</b>	<b>10</b>	
1	2:11.35	2:02.05	2:00.06	2:02.11	2:00.06	2:00.36					
<b>25</b>	<b>Fred WALMSLEY</b>										
<b>Lap</b>	<b>1</b>	<b>2</b>	<b>3</b>	<b>4</b>	<b>5</b>	<b>6</b>	<b>7</b>	<b>8</b>	<b>9</b>	<b>10</b>	
1	2:12.97	2:05.83	2:05.17	2:04.61	2:03.66	2:15.20					
<b>43</b>	<b>Roy WRIGHT</b>										
<b>Lap</b>	<b>1</b>	<b>2</b>	<b>3</b>	<b>4</b>	<b>5</b>	<b>6</b>	<b>7</b>	<b>8</b>	<b>9</b>	<b>10</b>	
1	2:29.10	2:17.90	2:16.32	2:15.03	2:13.24	2:13.37					
<b>57</b>	<b>Richard BISHOP-MILLER</b>										
<b>Lap</b>	<b>1</b>	<b>2</b>	<b>3</b>	<b>4</b>	<b>5</b>	<b>6</b>	<b>7</b>	<b>8</b>	<b>9</b>	<b>10</b>	
1	2:17.30										
<b>59</b>	<b>David KINGSLAND</b>										
<b>Lap</b>	<b>1</b>	<b>2</b>	<b>3</b>	<b>4</b>	<b>5</b>	<b>6</b>	<b>7</b>	<b>8</b>	<b>9</b>	<b>10</b>	
1	2:19.60	2:07.73	2:07.13	2:04.82	2:02.18	2:07.39					
<b>60</b>	<b>Paul HEWES</b>										
<b>Lap</b>	<b>1</b>	<b>2</b>	<b>3</b>	<b>4</b>	<b>5</b>	<b>6</b>	<b>7</b>	<b>8</b>	<b>9</b>	<b>10</b>	
1	2:58.13	2:28.09	2:25.88	2:23.30	2:22.81						
<b>61</b>	<b>Richard ASHFORD</b>										
<b>Lap</b>	<b>1</b>	<b>2</b>	<b>3</b>	<b>4</b>	<b>5</b>	<b>6</b>	<b>7</b>	<b>8</b>	<b>9</b>	<b>10</b>	
1	2:15.59	2:04.43	2:05.09	2:07.70	2:06.60	2:10.07					
<b>65</b>	<b>Richard DE LA ROCHE</b>										
<b>Lap</b>	<b>1</b>	<b>2</b>	<b>3</b>	<b>4</b>	<b>5</b>	<b>6</b>	<b>7</b>	<b>8</b>	<b>9</b>	<b>10</b>	
1	2:18.70										

<b>67</b>	<b>Gordon RUSSELL</b>									
<b>Lap</b>	<b>1</b>	<b>2</b>	<b>3</b>	<b>4</b>	<b>5</b>	<b>6</b>	<b>7</b>	<b>8</b>	<b>9</b>	<b>10</b>
1	2:08.18	2:01.88	1:59.27	1:59.01	1:59.58	1:58.05				
<b>86</b>	<b>John TURNER</b>									
<b>Lap</b>	<b>1</b>	<b>2</b>	<b>3</b>	<b>4</b>	<b>5</b>	<b>6</b>	<b>7</b>	<b>8</b>	<b>9</b>	<b>10</b>
1	2:07.40	2:01.92	1:58.05	1:58.51	1:58.50	1:57.76				
<b>89</b>	<b>Shirley MONRO</b>									
<b>Lap</b>	<b>1</b>	<b>2</b>	<b>3</b>	<b>4</b>	<b>5</b>	<b>6</b>	<b>7</b>	<b>8</b>	<b>9</b>	<b>10</b>
1	2:23.33	2:10.45	2:11.49	2:11.05	2:13.02	2:12.47				
<b>90</b>	<b>Ian PHILLIPS</b>									
<b>Lap</b>	<b>1</b>	<b>2</b>	<b>3</b>	<b>4</b>	<b>5</b>	<b>6</b>	<b>7</b>	<b>8</b>	<b>9</b>	<b>10</b>
1	2:13.04	2:05.73	2:02.67	2:01.68	2:02.95	2:02.87				
<b>91</b>	<b>Rodney DELVES</b>									
<b>Lap</b>	<b>1</b>	<b>2</b>	<b>3</b>	<b>4</b>	<b>5</b>	<b>6</b>	<b>7</b>	<b>8</b>	<b>9</b>	<b>10</b>
1	2:14.73	2:06.44	2:04.68	2:04.24	2:03.85	2:05.02				
<b>92</b>	<b>Neil HODGES</b>									
<b>Lap</b>	<b>1</b>	<b>2</b>	<b>3</b>	<b>4</b>	<b>5</b>	<b>6</b>	<b>7</b>	<b>8</b>	<b>9</b>	<b>10</b>
1	2:14.36	2:06.80	2:05.10	2:05.03	2:05.75	2:05.28				

# Lap Chart

## FORMULA 3 (500) RACING CARS - RACE 7

Lap 1		Lap 2		Lap 3		Lap 4		Lap 5		Lap 6		Lap 7		Lap 8		Lap 9		Lap 10	
No	Time	No	Time	No	Time	No	Time	No	Time	No	Time	No	Time	No	Time	No	Time	No	Time
86	2:07.40	86	4:09.32	86	6:07.37	86	8:05.88	86	10:04.38	86	12:02.14								
67	2:08.18	67	4:10.06	67	6:09.33	67	8:08.34	8	10:07.37	8	12:04.35								
8	2:11.06	8	4:12.96	8	6:12.22	8	8:09.54	67	10:07.92	67	12:05.97								
19	2:11.35	19	4:13.40	19	6:13.46	19	8:15.57	60	10:15.40 *1	19	12:15.99								
25	2:12.97	90	4:18.77	90	6:21.44	90	8:23.12	19	10:15.63	90	12:28.94								
90	2:13.04	25	4:18.80	25	6:23.97	25	8:28.58	90	10:26.07	6	12:36.87								
92	2:14.36	61	4:20.02	61	6:25.11	91	8:30.09	25	10:32.24	60	12:38.21 *1								
91	2:14.73	92	4:21.16	91	6:25.85	92	8:31.29	91	10:33.94	91	12:38.96								
61	2:15.59	91	4:21.17	92	6:26.26	61	8:32.81	6	10:34.18	92	12:42.32								
57	2:17.30	6	4:22.74	6	6:27.48	6	8:33.76	92	10:37.04	15	12:42.41								
6	2:17.99	15	4:27.00	15	6:33.54	15	8:38.63	61	10:39.41	25	12:47.44								
15	2:18.19	59	4:27.33	59	6:34.46	59	8:39.28	15	10:40.84	59	12:48.85								
65	2:18.70	89	4:33.78	89	6:45.27	89	8:56.32	59	10:41.46	61	12:49.48								
59	2:19.60	43	4:47.00	43	7:03.32	43	9:18.35	89	11:09.34	89	13:21.81								
89	2:23.33	14	4:50.01	14	7:08.64	14	9:26.14	43	11:31.59	43	13:44.96								
14	2:28.95	3	5:00.53	60	7:52.10			14	11:40.73	14	13:54.83								
43	2:29.10	60	5:26.22																
3	2:36.67																		
60	2:58.13																		



# The Vintage Sports-Car Club

## SHUTTLEWORTH, NUFFIELD & L. THOMPSON MEMORIAL TROPHIES RACE

### RESULT - RACE 8

Pl	No	Cl	Name	Car	Laps	Time	Behind	MPH	Best Lap on	MPH Handicap
1	2		Robert COBDEN	Riley Falcon Special	10	19:44.42		66.05	1:55.99	4 67.44
2	14		Paul JAYE	Alta 2 Litre	10	20:19.44	35.02	64.15	2:00.83	6 64.74
3	19		Tom DARK	Bugatti T73C	10	20:20.47	36.05	64.10	1:58.93	2 65.78
4	17		Nicholas TOPLISS	ERA R4A	10	20:20.93	36.51	64.07	2:00.91	7 64.70 11.83 *
5	22		Julian WILTON	Cooper Bristol MK II T23	10	20:21.90	37.48	64.02	1:59.96	3 65.21 22.30
6	18		William MAHANY	HRG Le Mans Model	10	20:23.33	38.91	63.95	2:00.49	10 64.92 18.43
7	16		Tim GREENHILL	Wolseley Hornet Special	10	20:24.09	39.67	63.91	1:57.93	9 66.33 44.79
8	23		Peter MANN	Frazer Nash Le Mans Repl	10	20:33.82	49.40	63.40	2:00.06	9 65.16 33.22
9	100		Christopher MANN	Alfa Romeo P3	10	20:34.27	49.85	63.38	2:00.19	9 65.09 32.37
10	37		Simon STOKES	Riley Treen	10	20:36.23	51.81	63.28	2:01.43	6 64.42 21.93
11	52		Julian GRIMWADE	Lagonda Rapier	10	21:12.80	1:28.38	61.46	2:05.43	7 62.37 18.50

#### Not-Classified

10		Pete CANDY	Riley Super Rat	4	7:54.04	DNF	66.01	1:57.17	4 66.76
97		Rodney SEBER	Wolseley Hornet Special	1	2:14.68	DNF	58.08		0 0.00

#### Fastest Lap

2		Robert COBDEN	Riley Falcon Special					1:55.99	4 67.44
---	--	---------------	----------------------	--	--	--	--	---------	---------

#### AWARDS:

Race Winner, Winner of the Shuttleworth, Nuffield & Len Thompson Memorial Trophies:

2		Robert COBDEN	Riley Falcon Special
2nd	14	Paul JAYE	Alta
3rd	19	Tom DARK	Bugatti T73

1st Post-war F2 Car:

22		Julian WILTON	Cooper Bristol
----	--	---------------	----------------

1<sup>st</sup> Un-supercharged Pre-war Car:


18		Will MAHANY	HRG
----	--	-------------	-----

Winner on Handicap:

17		Nick TOPLISS	ERA R4A
----	--	--------------	---------




# RACE GRID



## JTTLEWORTH, NUFFIELD & L. THOMPSON MEMORIAL TROPHIES R/

### RACE 8

ROW 8		<b>19</b> Tom DARK	
ROW 7	<b>37</b> 02:08.180 Simon STOKES		<b>52</b> 02:05.990 Julian GRIMWADE
ROW 6	<b>97</b> 02:04.710 Rodney SEBER	<b>100</b> 02:04.040 Christopher MANN	
ROW 5	<b>22</b> 02:03.400 Julian WILTON		<b>23</b> 02:03.270 Peter MANN
ROW 4	<b>14</b> 02:01.970 Paul JAYE	<b>16</b> 01:59.190 Tim GREENHILL	
ROW 3	<b>10</b> 01:57.080 Pete CANDY		<b>17</b> 01:56.670 Nicholas TOPLISS
ROW 2	<b>18</b> 01:55.520 William MAHANY	<b>5</b> 01:53.080 Brian WHITE	
ROW 1	<b>2</b> 01:52.830 Robert COBDEN		<b>1</b> 01:50.990 Mac HULBERT
<b>POLE</b>			



# TTLEWORTH, NUFFIELD & L. THOMPSON MEMORIAL TROPHIES R

## LAP TIMES - RACE 8

---

**2 Robert COBDEN**

Lap	1	2	3	4	5	6	7	8	9	10
1	2:02.07	1:57.20	1:56.20	1:55.99	1:58.04	2:00.47	1:58.85	1:58.95	1:58.25	1:58.40

---

**10 Pete CANDY**

Lap	1	2	3	4	5	6	7	8	9	10
1	2:01.62	1:57.32	1:57.93	1:57.17						

---

**14 Paul JAYE**

Lap	1	2	3	4	5	6	7	8	9	10
1	2:06.75	2:01.79	2:01.94	2:01.49	2:01.25	2:00.83	2:01.33	2:01.16	2:01.85	2:01.05

---

**16 Tim GREENHILL**

Lap	1	2	3	4	5	6	7	8	9	10
1	2:08.43	2:03.59	2:01.97	2:01.33	2:01.58	2:01.00	2:01.36	2:07.15	1:57.93	1:59.75

---

**17 Nicholas TOPLISS**

Lap	1	2	3	4	5	6	7	8	9	10
1	2:07.80	2:01.27	2:01.89	2:01.49	2:01.33	2:01.22	2:00.91	2:01.20	2:02.02	2:01.80

---

**18 William MAHANY**

Lap	1	2	3	4	5	6	7	8	9	10
1	2:09.04	2:01.50	2:03.22	2:02.07	2:01.44	2:01.52	2:01.20	2:01.09	2:01.76	2:00.49

---

**19 Tom DARK**

Lap	1	2	3	4	5	6	7	8	9	10
1	2:11.93	1:58.93	2:00.58	2:01.84	2:01.90	2:00.78	2:01.08	2:01.50	2:01.82	2:00.11

---

**22 Julian WILTON**

Lap	1	2	3	4	5	6	7	8	9	10
1	2:09.70	2:02.93	1:59.96	2:01.74	2:01.70	2:00.86	2:01.41	2:01.27	2:01.51	2:00.82

---

**23 Peter MANN**

Lap	1	2	3	4	5	6	7	8	9	10
1	2:15.17	2:03.76	2:02.74	2:03.19	2:01.61	2:01.24	2:01.62	2:02.28	2:00.06	2:02.15

---

**37 Simon STOKES**

Lap	1	2	3	4	5	6	7	8	9	10
1	2:15.93	2:03.63	2:03.28	2:02.68	2:02.17	2:01.43	2:01.69	2:01.64	2:01.58	2:02.20

---

**52 Julian GRIMWADE**

Lap	1	2	3	4	5	6	7	8	9	10
1	2:17.46	2:05.54	2:05.49	2:06.55	2:06.52	2:06.00	2:05.43	2:05.54	2:06.18	2:08.09

---

**97 Rodney SEBER**

Lap	1	2	3	4	5	6	7	8	9	10
1	2:14.68									

---

**100 Christopher MANN**

Lap	1	2	3	4	5	6	7	8	9	10
1	2:13.62	2:04.17	2:02.98	2:03.37	2:01.60	2:01.38	2:01.46	2:02.07	2:00.19	2:03.43

# Lap Chart

## SHUTTLEWORTH, NUFFIELD & L. THOMPSON MEMORIAL TROPHIES RACE - RACE 8

Lap 1		Lap 2		Lap 3		Lap 4		Lap 5		Lap 6		Lap 7		Lap 8		Lap 9		Lap 10	
No	Time	No	Time	No	Time	No	Time	No	Time	No	Time	No	Time	No	Time	No	Time	No	Time
10	2:01.62	10	3:58.94	2	5:55.47	2	7:51.46	2	9:49.50	2	11:49.97	2	13:48.82	2	15:47.77	2	17:46.02	2	19:44.42
2	2:02.07	2	3:59.27	10	5:56.87	10	7:54.04	14	10:13.22	14	12:14.05	14	14:15.38	14	16:16.54	14	18:18.39	14	20:19.44
14	2:06.75	14	4:08.54	14	6:10.48	14	8:11.97	17	10:13.78	17	12:15.00	17	14:15.91	17	16:17.11	17	18:19.13	19	20:20.47
17	2:07.80	17	4:09.07	17	6:10.96	17	8:12.45	19	10:15.18	19	12:15.96	19	14:17.04	19	16:18.54	19	18:20.36	17	20:20.93
16	2:08.43	18	4:10.54	19	6:11.44	19	8:13.28	22	10:16.03	22	12:16.89	22	14:18.30	22	16:19.57	22	18:21.08	22	20:21.90
18	2:09.04	19	4:10.86	22	6:12.59	22	8:14.33	16	10:16.90	16	12:17.90	16	14:19.26	18	16:21.08	18	18:22.84	18	20:23.33
22	2:09.70	16	4:12.02	18	6:13.76	16	8:15.32	18	10:17.27	18	12:18.79	18	14:19.99	16	16:26.41	16	18:24.34	16	20:24.09
19	2:11.93	22	4:12.63	16	6:13.99	18	8:15.83	100	10:25.74	100	12:27.12	100	14:28.58	100	16:30.65	100	18:30.84	23	20:33.82
100	2:13.62	100	4:17.79	100	6:20.77	100	8:24.14	23	10:26.47	23	12:27.71	23	14:29.33	23	16:31.61	23	18:31.67	100	20:34.27
97	2:14.68	23	4:18.93	23	6:21.67	23	8:24.86	37	10:27.69	37	12:29.12	37	14:30.81	37	16:32.45	37	18:34.03	37	20:36.23
23	2:15.17	37	4:19.56	37	6:22.84	37	8:25.52	52	10:41.56	52	12:47.56	52	14:52.99	52	16:58.53	52	19:04.71	52	21:12.80
37	2:15.93	52	4:23.00	52	6:28.49	52	8:35.04												
52	2:17.46																		



# The Vintage Sports-Car Club

## HANDICAP FOR PRE-WAR CARS

### RESULT - RACE 9

Pl	No	Cl	Name	Car	Laps	Time	Behind	MPH	Best Lap on	MPH
1	75		James POTTER	Riley 9 Brooklands	5	12:59.02		58.46	2:09.71	4 60.31
2	107		Matt SHEPHERD	Austin 7	5	13:23.48	24.46	53.33	2:23.16	2 54.64
3	84		Garry WHYTE	Riley 12/4 Special	5	13:25.43	26.41	56.65	2:12.94	5 58.84
4	50		Paul WESTON	Frazer Nash TT Replica	5	13:28.89	29.87	55.97	2:16.15	2 57.46
5	111		Stuart ROSE	Austin 7 Ulster	5	13:32.01	32.99	52.71	2:25.37	3 53.81
6	194		David BIRNAGE	Austin 7 Ulster	5	13:39.65	40.63	49.85	2:34.73	5 50.56
7	90		David ASPLIN	Austin 7 Ulster Replica	5	13:40.22	41.20	52.14	2:25.43	5 53.79
8	78		Chris JACKSON	Alvis Firefly Special	5	13:43.89	44.87	54.79	2:18.18	3 56.61
9	73		Geoff TOMS	FIAT 508S	5	13:45.10	46.08	55.87	2:15.19	3 57.87
10	95		Jo BLAKENEY-EDWARDS	Frazer Nash Shelsley	5	13:54.59	55.57	59.82	2:07.62	3 61.30
11	117		Anne BOURSOT	MG PA	5	13:54.91	55.89	46.85	2:40.77	5 48.66
12	113		David JOHNSON	Lea-Francis P Type Avon	5	13:56.06	57.04	49.76	2:33.08	5 51.10
13	83		Norman PEMBERTON	Talbot 95/105	5	14:02.18	1:03.16	52.35	2:26.97	5 53.23
14	86		Robin TOONE	Alfa Romeo 1750	5	14:02.63	1:03.61	48.43	2:38.29	5 49.42
15	81		Julian BROWNRIDGE	Wolseley Hornet Special	5	14:09.38	1:10.36	52.90	2:24.46	4 54.15
16	11		Philip BEWLEY	Bugatti T35	5	14:09.75	1:10.73	52.87	2:23.97	5 54.34
17	101		David SPENCE	Austin 7 Special	5	14:10.35	1:11.33	46.00	2:46.39	3 47.01
18	96		John SEBER	MG PB	5	14:10.70	1:11.68	52.81	2:21.63	5 55.23
<b>Not-Classified</b>										
	104		Simon KELLEWAY	Riley Sprite 12/4	2	6:25.02	DNF	53.95	2:20.97	2 55.49
	109		Peter BATTY	Lea-Francis Hyper	0		Starter			

#### Fastest Lap

95 Jo BLAKENEY-EDWARDS Frazer Nash Shelsley 2:07.62 3 61.30

AWARDS:

Race winner:

	75	James POTTER	Riley 9 Brooklands
2nd	107	Matt SHEPHERD	Austin 7
3rd	84	Garry WHYTE	Riley 12/4 Special
4th	50	Paul WESTON	Frazer Nash TT Replica



# RACE NUMBER 9: 5 LAPS

Drop Number	Grid Row	Cars are shown with their number of credit laps ie how many laps they will start with.				Secs
<b>8</b>	12		73			<b>2.05</b>
<b>7</b>	11	80		84		<b>1.55</b>
<b>6</b>	10		96		50	<b>1.50</b>
	9	78		81		
	8		11		75	
<b>5</b>	7	104		109		<b>1.35</b>
	6		197	-1	83	
<b>4</b>	5	111				<b>1.10</b>
	4		107		90	
<b>3</b>	3	95	-1	113		<b>0.50</b>
<b>2</b>	2		86		194	<b>0.35</b>
<b>1</b>	1	101		117		<b>0.00</b>

## Front Of Grid

Car 197 & 95 will race for 6 Laps

Issue No

Signed

Handicapper

CoC

Time

# HANDICAP FOR PRE-WAR CARS

## LAP TIMES - RACE 9

<b>11</b>	<b>Philip BEWLEY</b>										
	<b>Lap</b>	<b>1</b>	<b>2</b>	<b>3</b>	<b>4</b>	<b>5</b>	<b>6</b>	<b>7</b>	<b>8</b>	<b>9</b>	<b>10</b>
	1	4:28.21	2:27.61	2:24.96	2:25.00	2:23.97					
<b>50</b>	<b>Paul WESTON</b>										
	<b>Lap</b>	<b>1</b>	<b>2</b>	<b>3</b>	<b>4</b>	<b>5</b>	<b>6</b>	<b>7</b>	<b>8</b>	<b>9</b>	<b>10</b>
	1	4:14.94	2:16.15	2:16.20	2:24.78	2:16.82					
<b>73</b>	<b>Geoff TOMS</b>										
	<b>Lap</b>	<b>1</b>	<b>2</b>	<b>3</b>	<b>4</b>	<b>5</b>	<b>6</b>	<b>7</b>	<b>8</b>	<b>9</b>	<b>10</b>
	1	4:30.20	2:16.60	2:15.19	2:22.23	2:20.88					
<b>75</b>	<b>James POTTER</b>										
	<b>Lap</b>	<b>1</b>	<b>2</b>	<b>3</b>	<b>4</b>	<b>5</b>	<b>6</b>	<b>7</b>	<b>8</b>	<b>9</b>	<b>10</b>
	1	4:15.37	2:13.16	2:10.77	2:09.71	2:10.01					
<b>78</b>	<b>Chris JACKSON</b>										
	<b>Lap</b>	<b>1</b>	<b>2</b>	<b>3</b>	<b>4</b>	<b>5</b>	<b>6</b>	<b>7</b>	<b>8</b>	<b>9</b>	<b>10</b>
	1	4:23.22	2:19.40	2:18.18	2:22.67	2:20.42					
<b>81</b>	<b>Julian BROWNRIDGE</b>										
	<b>Lap</b>	<b>1</b>	<b>2</b>	<b>3</b>	<b>4</b>	<b>5</b>	<b>6</b>	<b>7</b>	<b>8</b>	<b>9</b>	<b>10</b>
	1	4:29.19	2:25.59	2:24.68	2:24.46	2:25.46					
<b>83</b>	<b>Norman PEMBERTON</b>										
	<b>Lap</b>	<b>1</b>	<b>2</b>	<b>3</b>	<b>4</b>	<b>5</b>	<b>6</b>	<b>7</b>	<b>8</b>	<b>9</b>	<b>10</b>
	1	4:09.12	2:28.94	2:28.93	2:28.22	2:26.97					
<b>84</b>	<b>Garry WHYTE</b>										
	<b>Lap</b>	<b>1</b>	<b>2</b>	<b>3</b>	<b>4</b>	<b>5</b>	<b>6</b>	<b>7</b>	<b>8</b>	<b>9</b>	<b>10</b>
	1	4:24.29	2:14.67	2:13.75	2:19.78	2:12.94					
<b>86</b>	<b>Robin TOONE</b>										
	<b>Lap</b>	<b>1</b>	<b>2</b>	<b>3</b>	<b>4</b>	<b>5</b>	<b>6</b>	<b>7</b>	<b>8</b>	<b>9</b>	<b>10</b>
	1	3:23.28	2:39.62	2:40.07	2:41.37	2:38.29					
<b>90</b>	<b>David ASPLIN</b>										
	<b>Lap</b>	<b>1</b>	<b>2</b>	<b>3</b>	<b>4</b>	<b>5</b>	<b>6</b>	<b>7</b>	<b>8</b>	<b>9</b>	<b>10</b>
	1	3:48.73	2:28.41	2:27.57	2:30.08	2:25.43					
<b>95</b>	<b>Jo BLAKENEY-EDWARDS</b>										
	<b>Lap</b>	<b>1</b>	<b>2</b>	<b>3</b>	<b>4</b>	<b>5</b>	<b>6</b>	<b>7</b>	<b>8</b>	<b>9</b>	<b>10</b>
	1	2:10.39	2:07.62	2:09.89	2:11.20	2:11.45					
<b>96</b>	<b>John SEBER</b>										
	<b>Lap</b>	<b>1</b>	<b>2</b>	<b>3</b>	<b>4</b>	<b>5</b>	<b>6</b>	<b>7</b>	<b>8</b>	<b>9</b>	<b>10</b>
	1	4:38.20	2:25.46	2:23.59	2:21.82	2:21.63					
<b>101</b>	<b>David SPENCE</b>										
	<b>Lap</b>	<b>1</b>	<b>2</b>	<b>3</b>	<b>4</b>	<b>5</b>	<b>6</b>	<b>7</b>	<b>8</b>	<b>9</b>	<b>10</b>
	1	2:59.89	2:49.90	2:46.39	2:47.24	2:46.93					

<b>104</b>	<b>Simon KELLEWAY</b>									
<b>Lap</b>	<b>1</b>	<b>2</b>	<b>3</b>	<b>4</b>	<b>5</b>	<b>6</b>	<b>7</b>	<b>8</b>	<b>9</b>	<b>10</b>
1	4:04.05	2:20.97								
<b>107</b>	<b>Matt SHEPHERD</b>									
<b>Lap</b>	<b>1</b>	<b>2</b>	<b>3</b>	<b>4</b>	<b>5</b>	<b>6</b>	<b>7</b>	<b>8</b>	<b>9</b>	<b>10</b>
1	3:40.46	2:23.16	2:26.01	2:29.75	2:24.10					
<b>111</b>	<b>Stuart ROSE</b>									
<b>Lap</b>	<b>1</b>	<b>2</b>	<b>3</b>	<b>4</b>	<b>5</b>	<b>6</b>	<b>7</b>	<b>8</b>	<b>9</b>	<b>10</b>
1	3:43.13	2:26.98	2:25.37	2:29.69	2:26.84					
<b>113</b>	<b>David JOHNSON</b>									
<b>Lap</b>	<b>1</b>	<b>2</b>	<b>3</b>	<b>4</b>	<b>5</b>	<b>6</b>	<b>7</b>	<b>8</b>	<b>9</b>	<b>10</b>
1	3:37.13	2:33.14	2:33.10	2:39.61	2:33.08					
<b>117</b>	<b>Anne BOURSOT</b>									
<b>Lap</b>	<b>1</b>	<b>2</b>	<b>3</b>	<b>4</b>	<b>5</b>	<b>6</b>	<b>7</b>	<b>8</b>	<b>9</b>	<b>10</b>
1	2:56.45	2:49.43	2:43.06	2:45.20	2:40.77					
<b>194</b>	<b>David BIRNAGE</b>									
<b>Lap</b>	<b>1</b>	<b>2</b>	<b>3</b>	<b>4</b>	<b>5</b>	<b>6</b>	<b>7</b>	<b>8</b>	<b>9</b>	<b>10</b>
1	3:17.22	2:35.35	2:37.14	2:35.21	2:34.73					

# Lap Chart

## HANDICAP FOR PRE-WAR CARS - RACE 9

Lap 1		Lap 2		Lap 3		Lap 4		Lap 5		Lap 6		Lap 7		Lap 8		Lap 9		Lap 10	
No	Time	No	Time	No	Time	No	Time	No	Time	No	Time	No	Time	No	Time	No	Time	No	Time
117	2:56.45	117	5:45.88	117	8:28.94	75	10:49.01	75	12:59.02										
101	2:59.89	101	5:49.79	107	8:29.63	107	10:59.38	107	13:23.48										
194	3:17.22	194	5:52.57	194	8:29.71	194	11:04.92	84	13:25.43										
86	3:23.28	86	6:02.90	111	8:35.48	111	11:05.17	50	13:28.89										
113	3:37.13	107	6:03.62	101	8:36.18	50	11:12.07	111	13:32.01										
107	3:40.46	111	6:10.11	75	8:39.30	84	11:12.49	194	13:39.65										
111	3:43.13	113	6:10.27	86	8:42.97	117	11:14.14	90	13:40.22										
90	3:48.73	90	6:17.14	113	8:43.37	90	11:14.79	78	13:43.89										
104	4:04.05	104	6:25.02	90	8:44.71	113	11:22.98	73	13:45.10										
83	4:09.12	75	6:28.53	50	8:47.29	101	11:23.42	95	13:54.59										
50	4:14.94	50	6:31.09	84	8:52.71	78	11:23.47	117	13:54.91										
75	4:15.37	83	6:38.06	78	9:00.80	73	11:24.22	113	13:56.06										
78	4:23.22	84	6:38.96	73	9:01.99	86	11:24.34	83	14:02.18										
84	4:24.29	78	6:42.62	83	9:06.99	83	11:35.21	86	14:02.63										
11	4:28.21	73	6:46.80	81	9:19.46	95	11:43.14	81	14:09.38										
81	4:29.19	81	6:54.78	11	9:20.78	81	11:43.92	11	14:09.75										
73	4:30.20	11	6:55.82	96	9:27.25	11	11:45.78	101	14:10.35										
96	4:38.20	96	7:03.66	95	9:31.94	96	11:49.07	96	14:10.70										
95	5:14.43	95	7:22.05																



# The Vintage Sports-Car Club

## JOHN HOLLAND TROPHY RACE FOR VINTAGE RACING CARS

### RESULT - RACE 10

Pl	No	Name	Car	Laps	Time	Behind	MPH	Best Lap on	MPH Handicap
1	118	Robert SPENCER	Bugatti T35B	8	15:32.22		67.13	1:54.53	6 68.30
2	7	Justin MAEERS	GN Parker	8	15:32.48	0.26	67.11	1:53.97	6 68.64
3	3	Jonathan COBB	Frazer Nash Ford	8	15:35.52	3.30	66.90	1:54.00	3 68.62
4	15	Dougal CAWLEY	GN/Ford Piglet	8	15:40.43	8.21	66.55	1:55.27	7 67.87 18.27
5	8	Charles GILLETT	Frazer Nash Super Sports	8	15:41.28	9.06	66.49	1:54.57	7 68.28 24.72
6	9	Robert CARR	AC/GN Special	8	15:41.74	9.52	66.45	1:54.41	6 68.38 26.46
7	71	Duncan WOOD	Morgan Super Aero	8	15:47.85	15.63	66.03	1:56.14	6 67.36 18.73
8	12	Chris HUDSON	Bugatti T35B	8	16:14.78	42.56	64.20	1:57.46	2 66.60 35.10
9	33	Clive MORLEY	Bentley 3/4½	8	16:41.13	1:08.91	62.51	2:03.41	7 63.39 13.85 *
10	48	Ralf EMMERLING	Riley Brooklands	8	17:33.24	2:01.02	59.42	2:09.18	8 60.56 19.80
11	69	Graham PADDICK	McDowell Ford Track	7	15:57.20	1 Lap	57.21	2:12.44	4 59.07 30.12

#### Not-Classified

123 Charlie MARTIN Morgan Special 0 Starter

#### Fastest Lap

118	Robert SPENCER	Bugatti T35B	1:54.53	6	68.30
7	Justin MAEERS	GN Parker	1:53.97	6	68.64
12	Chris HUDSON	Bugatti T35B	1:57.46	2	66.60

#### AWARDS:

Race Winner & Winner of the John Holland Trophy:

1st	118	Robert SPENCER	Bugatti T35B
2nd	7	Justin MAEERS	GN Parker
3rd	3	Jonathan COBB	Frazer Nash Ford

1<sup>st</sup> Car 1101-1500cc:

8 Charles GILLETT Frazer Nash Super Sports

1<sup>st</sup> VSCC 'Standard' Car:


12 Chris HUDSON Bugatti T35B

Winner on Handicap:

33 Clive MORLEY Bentley



# RACE GRID



## JOHN HOLLAND TROPHY RACE FOR VINTAGE RACING CARS

### RACE 10

ROW 8		<b>123</b> 04:00.340 Charlie MARTIN	
ROW 7		<b>69</b> 02:14.380 Graham PADDICK	<b>39</b> 02:09.630 David HANDS
ROW 6	<b>48</b> 02:07.860 Ralf EMMERLING		<b>25</b> 02:03.560 Duncan PITTAWAY
ROW 5		<b>33</b> 02:03.110 Clive MORLEY	<b>7</b> 02:02.920 Justin MAEERS
ROW 4	<b>27</b> 01:59.680 Frederic WAKEMAN		<b>9</b> 01:59.290 Robert CARR
ROW 3		<b>71</b> 01:58.940 Duncan WOOD	<b>12</b> 01:58.770 Chris HUDSON
ROW 2	<b>8</b> 01:58.650 Charles GILLETT		<b>118</b> 01:58.530 Robert SPENCER
ROW 1		<b>15</b> 01:58.390 Dougal CAWLEY	<b>3</b> 01:54.190 Jonathan COBB

**POLE**

# JOHN HOLLAND TROPHY RACE FOR VINTAGE RACING CARS

## LAP TIMES - RACE 10

<b>3</b>	<b>Jonathan COBB</b>									
<b>Lap</b>	<b>1</b>	<b>2</b>	<b>3</b>	<b>4</b>	<b>5</b>	<b>6</b>	<b>7</b>	<b>8</b>	<b>9</b>	<b>10</b>
1	2:07.68	1:55.25	1:54.00	1:55.59	1:54.67	1:56.09	1:56.22	1:56.02		
<b>7</b>	<b>Justin MAEERS</b>									
<b>Lap</b>	<b>1</b>	<b>2</b>	<b>3</b>	<b>4</b>	<b>5</b>	<b>6</b>	<b>7</b>	<b>8</b>	<b>9</b>	<b>10</b>
1	2:06.09	1:54.23	1:55.58	1:56.78	1:54.91	1:53.97	1:56.29	1:54.63		
<b>8</b>	<b>Charles GILLETT</b>									
<b>Lap</b>	<b>1</b>	<b>2</b>	<b>3</b>	<b>4</b>	<b>5</b>	<b>6</b>	<b>7</b>	<b>8</b>	<b>9</b>	<b>10</b>
1	2:07.37	1:56.52	1:56.48	1:56.12	1:55.85	1:56.81	1:54.57	1:57.56		
<b>9</b>	<b>Robert CARR</b>									
<b>Lap</b>	<b>1</b>	<b>2</b>	<b>3</b>	<b>4</b>	<b>5</b>	<b>6</b>	<b>7</b>	<b>8</b>	<b>9</b>	<b>10</b>
1	2:09.27	1:57.14	1:59.22	1:56.08	1:54.62	1:54.41	1:55.08	1:55.92		
<b>12</b>	<b>Chris HUDSON</b>									
<b>Lap</b>	<b>1</b>	<b>2</b>	<b>3</b>	<b>4</b>	<b>5</b>	<b>6</b>	<b>7</b>	<b>8</b>	<b>9</b>	<b>10</b>
1	2:08.61	1:57.46	1:57.78	2:00.20	2:01.72	2:02.96	2:02.25	2:03.80		
<b>15</b>	<b>Dougal CAWLEY</b>									
<b>Lap</b>	<b>1</b>	<b>2</b>	<b>3</b>	<b>4</b>	<b>5</b>	<b>6</b>	<b>7</b>	<b>8</b>	<b>9</b>	<b>10</b>
1	2:05.67	1:56.76	1:57.02	1:56.43	1:55.53	1:58.26	1:55.27	1:55.49		
<b>33</b>	<b>Clive MORLEY</b>									
<b>Lap</b>	<b>1</b>	<b>2</b>	<b>3</b>	<b>4</b>	<b>5</b>	<b>6</b>	<b>7</b>	<b>8</b>	<b>9</b>	<b>10</b>
1	2:12.48	2:03.42	2:04.69	2:04.82	2:03.89	2:04.24	2:03.41	2:04.18		
<b>48</b>	<b>Ralf EMMERLING</b>									
<b>Lap</b>	<b>1</b>	<b>2</b>	<b>3</b>	<b>4</b>	<b>5</b>	<b>6</b>	<b>7</b>	<b>8</b>	<b>9</b>	<b>10</b>
1	2:19.91	2:10.90	2:10.94	2:10.81	2:11.06	2:09.72	2:10.72	2:09.18		
<b>69</b>	<b>Graham PADDICK</b>									
<b>Lap</b>	<b>1</b>	<b>2</b>	<b>3</b>	<b>4</b>	<b>5</b>	<b>6</b>	<b>7</b>	<b>8</b>	<b>9</b>	<b>10</b>
1	2:32.77	2:13.79	2:13.33	2:12.44	2:12.96	2:15.91	2:16.00			
<b>71</b>	<b>Duncan WOOD</b>									
<b>Lap</b>	<b>1</b>	<b>2</b>	<b>3</b>	<b>4</b>	<b>5</b>	<b>6</b>	<b>7</b>	<b>8</b>	<b>9</b>	<b>10</b>
1	2:10.01	1:57.29	1:57.27	1:56.91	1:57.54	1:56.14	1:56.38	1:56.31		
<b>118</b>	<b>Robert SPENCER</b>									
<b>Lap</b>	<b>1</b>	<b>2</b>	<b>3</b>	<b>4</b>	<b>5</b>	<b>6</b>	<b>7</b>	<b>8</b>	<b>9</b>	<b>10</b>
1	2:03.24	1:55.83	1:56.71	1:55.73	1:55.16	1:54.53	1:56.23	1:54.79		

# Lap Chart

## JOHN HOLLAND TROPHY RACE FOR VINTAGE RACING CARS - RACE 10

Lap 1		Lap 2		Lap 3		Lap 4		Lap 5		Lap 6		Lap 7		Lap 8		Lap 9		Lap 10	
No	Time	No	Time	No	Time	No	Time	No	Time	No	Time	No	Time	No	Time	No	Time	No	Time
118	2:03.24	118	3:59.07	118	5:55.78	118	7:51.51	118	9:46.67	118	11:41.20	118	13:37.43	118	15:32.22				
15	2:05.67	7	4:00.32	7	5:55.90	3	7:52.52	3	9:47.19	7	11:41.56	7	13:37.85	7	15:32.48				
7	2:06.09	15	4:02.43	3	5:56.93	7	7:52.68	7	9:47.59	3	11:43.28	3	13:39.50	3	15:35.52				
8	2:07.37	3	4:02.93	15	5:59.45	15	7:55.88	15	9:51.41	8	11:49.15	69	13:41.20 *1	15	15:40.43				
3	2:07.68	8	4:03.89	8	6:00.37	8	7:56.49	8	9:52.34	15	11:49.67	8	13:43.72	8	15:41.28				
12	2:08.61	12	4:06.07	12	6:03.85	71	8:01.48	9	9:56.33	9	11:50.74	15	13:44.94	9	15:41.74				
9	2:09.27	9	4:06.41	71	6:04.57	9	8:01.71	71	9:59.02	71	11:55.16	9	13:45.82	71	15:47.85				
71	2:10.01	71	4:07.30	9	6:05.63	12	8:04.05	12	10:05.77	12	12:08.73	71	13:51.54	69	15:57.20 *1				
33	2:12.48	33	4:15.90	33	6:20.59	33	8:25.41	33	10:29.30	33	12:33.54	12	14:10.98	12	16:14.78				
48	2:19.91	48	4:30.81	48	6:41.75	48	8:52.56	48	11:03.62	48	13:13.34	33	14:36.95	33	16:41.13				
69	2:32.77	69	4:46.56	69	6:59.89	69	9:12.33	69	11:25.29			48	15:24.06	48	17:33.24				





# The Vintage Sports-Car Club

## SCRATCH RACE FOR PRE-WAR CARS

### RESULT - RACE II

PI	No	Cl	Name	Car	Laps	Time	Behind	MPH	Best Lap on	MPH Handicap
1	2	B	Robert COBDEN	Riley Falcon Special	5	9:40.61		67.37	1:53.82	5 68.73
2	10	B	Pete CANDY	Riley Super Rat	5	9:50.41	9.80	66.25	1:55.23	3 67.89
3	17	C	Nicholas TOPLISS	ERA R4A	5	9:51.47	10.86	66.13	1:56.07	3 67.40
4	29	B	Tim KNELLER	Riley 12/4 Special	5	10:19.09	38.48	63.18	2:01.11	2 64.59 13.54
5	130		Guy PLANTE	Alvis Speed 25	5	10:39.59	58.98	61.15	2:05.80	2 62.18 10.59
6	35	B	Richard ILIFFE	Riley Kestrel 12/4 Special	5	10:40.89	1:00.28	61.03	2:04.94	2 62.61 16.19
7	48	A	Ralf EMMERLING	Riley Brooklands	5	10:50.30	1:09.69	60.15	2:06.42	2 61.88 18.20
8	42	A	Mark ELDER	Austin Sports Special	5	10:59.29	1:18.68	59.33	2:09.70	2 60.31 10.79
9	57	B	Richard LAKE	Aston Martin 15/98 Speed	5	11:05.18	1:24.57	58.80	2:09.26	4 60.52 18.88
10	76	B	David WYLIE	Frazer Nash AC	5	11:06.73	1:26.12	58.67	2:09.16	5 60.57 20.93
11	59	D	Jeffrey EDWARDS	Alvis Sports Special	5	11:11.96	1:31.35	58.21	2:10.51	5 59.94 19.41
12	73	A	Geoff TOMS	FIAT 508S	5	11:13.57	1:32.96	58.07	2:10.48	2 59.95 21.17
13	99	D	Richard HUDSON	Bentley 3/4 1/2 Litre	5	11:17.20	1:36.59	57.76	2:10.40	3 59.99 25.20
14	74	D	Peter BUTLER	Bentley 3/4 1/2 Litre	5	11:33.89	1:53.28	56.37	2:15.02	4 57.94 18.79
15	64	A	John SKEAVINGTON	Austin Ulster Replica	5	11:34.19	1:53.58	56.34	2:14.83	4 58.02 20.04
16	96	B	John SEBER	MG PB	5	11:57.78	2:17.17	54.49	2:19.89	2 55.92 18.33
17	94	A	Hugh BIRLEY	Austin 7 Ulster	5	11:59.07	2:18.46	54.40	2:18.88	2 56.33 24.67
18	114	A	Chris CADMAN	MG M Type	4	11:13.43	1 Lap	46.47	2:43.00	2 47.99 21.43
19	101	A	David SPENCE	Austin 7 Special	4	11:21.28	1 Lap	45.93	2:46.24	3 47.06 16.32

#### Not-Classified

66	A	Nick HAYWARD-COOK	Austin 7 Monoposto	3	7:15.10	DNF	53.94	2:20.18	2 55.81
55	A	Stuart ROPER-MARSHALL	Austin 7 Special	1	2:39.33	DNF	49.10		0 0.00
67	A	Matt JOHNSTON	Austin/MG LA Special	0		Starter			

#### Fastest Lap

130		Guy PLANTE	Alvis Speed 25				2:05.80	2 62.18
48	A	Ralf EMMERLING	Riley Brooklands				2:06.42	2 61.88
2	B	Robert COBDEN	Riley Falcon Special				1:53.82	5 68.73
17	C	Nicholas TOPLISS	ERA R4A				1:56.07	3 67.40
99	D	Richard HUDSON	Bentley 3/4 1/2 Litre				2:10.40	3 59.99

#### AWARDS:

##### Race Winner & 1<sup>st</sup> in Class B:

2 Rob COBDEN Riley Falcon Special

2<sup>nd</sup> 10 Pete CANDY Riley Super Rat

3<sup>rd</sup> 17 Nick TOPLISS ERA R4A (and 1<sup>st</sup> in Class C)

##### Other Class Winners:

CI A 48 Ralf EMMERLING Riley Brooklands  
CI D 130 Guy PLANTE Alvis

##### 1<sup>st</sup> VSCC 'Standard' Car:

57 Richard LAKE Aston Martin

##### Winner on Handicap:

42 Mark ELDER Austin Sports Special

# RACE GRID

## SCRATCH RACE FOR PRE-WAR CARS

### RACE 11

ROW 14

ROW 13

ROW 12

ROW 11

ROW 10

ROW 9

ROW 8

ROW 7

ROW 6

ROW 5

ROW 4

ROW 3

ROW 2

ROW 1

	<b>114</b> Chris CADMAN	<b>67</b> Matt JOHNSTON
<b>101</b> 02:44.280 David SPENCE	<b>96</b> 02:33.080 John SEBER	
	<b>94</b> 02:22.460 Hugh BIRLEY	<b>104</b> 02:21.680 Simon KELLEWAY
<b>66</b> 02:18.800 Nick HAYWARD-COOK	<b>55</b> 02:17.810 Stuart ROPER-MARSHAL	
	<b>64</b> 02:17.790 John SKEAVINGTON	<b>74</b> 02:17.720 Peter BUTLER
<b>73</b> 02:14.440 Geoff TOMS	<b>59</b> 02:14.030 Jeffrey EDWARDS	
	<b>76</b> 02:13.060 David WYLIE	<b>99</b> 02:12.820 Richard HUDSON
<b>87</b> 02:11.270 Mark GROVES	<b>57</b> 02:10.720 Richard LAKE	
	<b>42</b> 02:10.600 Mark ELDER	<b>48</b> 02:07.860 Ralf EMMERLING
<b>36</b> 02:06.250 Brian MAILE	<b>35</b> 02:05.350 Richard ILIFFE	
	<b>130</b> 02:03.360 Guy PLANTE	<b>29</b> 02:00.760 Tim KNELLER
<b>10</b> 01:57.080 Pete CANDY	<b>17</b> 01:56.670 Nicholas TOPLISS	
	<b>2</b> 01:52.830 Robert COBDEN	<b>1</b> 01:50.990 Mac HULBERT

**POLE**

# SCRATCH RACE FOR PRE-WAR CARS

## LAP TIMES - RACE 11

<b>2</b>	<b>Robert COBDEN</b>										
	<b>Lap</b>	<b>1</b>	<b>2</b>	<b>3</b>	<b>4</b>	<b>5</b>	<b>6</b>	<b>7</b>	<b>8</b>	<b>9</b>	<b>10</b>
	1	2:01.46	1:54.60	1:55.64	1:55.09	1:53.82					
<b>10</b>	<b>Pete CANDY</b>										
	<b>Lap</b>	<b>1</b>	<b>2</b>	<b>3</b>	<b>4</b>	<b>5</b>	<b>6</b>	<b>7</b>	<b>8</b>	<b>9</b>	<b>10</b>
	1	2:00.61	1:55.29	1:55.23	1:55.42	2:03.86					
<b>17</b>	<b>Nicholas TOPLISS</b>										
	<b>Lap</b>	<b>1</b>	<b>2</b>	<b>3</b>	<b>4</b>	<b>5</b>	<b>6</b>	<b>7</b>	<b>8</b>	<b>9</b>	<b>10</b>
	1	2:03.89	1:56.43	1:56.07	1:57.42	1:57.66					
<b>29</b>	<b>Tim KNELLER</b>										
	<b>Lap</b>	<b>1</b>	<b>2</b>	<b>3</b>	<b>4</b>	<b>5</b>	<b>6</b>	<b>7</b>	<b>8</b>	<b>9</b>	<b>10</b>
	1	2:08.15	2:01.11	2:02.94	2:04.54	2:02.35					
<b>35</b>	<b>Richard ILIFFE</b>										
	<b>Lap</b>	<b>1</b>	<b>2</b>	<b>3</b>	<b>4</b>	<b>5</b>	<b>6</b>	<b>7</b>	<b>8</b>	<b>9</b>	<b>10</b>
	1	2:18.04	2:04.94	2:05.99	2:06.05	2:05.87					
<b>42</b>	<b>Mark ELDER</b>										
	<b>Lap</b>	<b>1</b>	<b>2</b>	<b>3</b>	<b>4</b>	<b>5</b>	<b>6</b>	<b>7</b>	<b>8</b>	<b>9</b>	<b>10</b>
	1	2:16.87	2:09.70	2:12.08	2:09.70	2:10.94					
<b>48</b>	<b>Ralf EMMERLING</b>										
	<b>Lap</b>	<b>1</b>	<b>2</b>	<b>3</b>	<b>4</b>	<b>5</b>	<b>6</b>	<b>7</b>	<b>8</b>	<b>9</b>	<b>10</b>
	1	2:14.93	2:06.42	2:07.28	2:10.31	2:11.36					
<b>55</b>	<b>Stuart ROPER-MARSHALL</b>										
	<b>Lap</b>	<b>1</b>	<b>2</b>	<b>3</b>	<b>4</b>	<b>5</b>	<b>6</b>	<b>7</b>	<b>8</b>	<b>9</b>	<b>10</b>
	1	2:39.33									
<b>57</b>	<b>Richard LAKE</b>										
	<b>Lap</b>	<b>1</b>	<b>2</b>	<b>3</b>	<b>4</b>	<b>5</b>	<b>6</b>	<b>7</b>	<b>8</b>	<b>9</b>	<b>10</b>
	1	2:23.27	2:09.82	2:09.46	2:09.26	2:13.37					
<b>59</b>	<b>Jeffrey EDWARDS</b>										
	<b>Lap</b>	<b>1</b>	<b>2</b>	<b>3</b>	<b>4</b>	<b>5</b>	<b>6</b>	<b>7</b>	<b>8</b>	<b>9</b>	<b>10</b>
	1	2:28.39	2:10.97	2:10.87	2:11.22	2:10.51					
<b>64</b>	<b>John SKEAVINGTON</b>										
	<b>Lap</b>	<b>1</b>	<b>2</b>	<b>3</b>	<b>4</b>	<b>5</b>	<b>6</b>	<b>7</b>	<b>8</b>	<b>9</b>	<b>10</b>
	1	2:31.46	2:16.19	2:16.70	2:14.83	2:15.01					
<b>66</b>	<b>Nick HAYWARD-COOK</b>										
	<b>Lap</b>	<b>1</b>	<b>2</b>	<b>3</b>	<b>4</b>	<b>5</b>	<b>6</b>	<b>7</b>	<b>8</b>	<b>9</b>	<b>10</b>
	1	2:34.74	2:20.18	2:20.18							
<b>73</b>	<b>Geoff TOMS</b>										
	<b>Lap</b>	<b>1</b>	<b>2</b>	<b>3</b>	<b>4</b>	<b>5</b>	<b>6</b>	<b>7</b>	<b>8</b>	<b>9</b>	<b>10</b>
	1	2:24.49	2:10.48	2:11.23	2:16.29	2:11.08					

<b>74</b>	<b>Peter BUTLER</b>										
	<b>Lap</b>	<b>1</b>	<b>2</b>	<b>3</b>	<b>4</b>	<b>5</b>	<b>6</b>	<b>7</b>	<b>8</b>	<b>9</b>	<b>10</b>
	1	2:30.43	2:16.20	2:16.77	2:15.02	2:15.47					
<b>76</b>	<b>David WYLIE</b>										
	<b>Lap</b>	<b>1</b>	<b>2</b>	<b>3</b>	<b>4</b>	<b>5</b>	<b>6</b>	<b>7</b>	<b>8</b>	<b>9</b>	<b>10</b>
	1	2:24.90	2:10.19	2:11.25	2:11.23	2:09.16					
<b>94</b>	<b>Hugh BIRLEY</b>										
	<b>Lap</b>	<b>1</b>	<b>2</b>	<b>3</b>	<b>4</b>	<b>5</b>	<b>6</b>	<b>7</b>	<b>8</b>	<b>9</b>	<b>10</b>
	1	2:35.88	2:18.88	2:20.10	2:21.12	2:23.09					
<b>96</b>	<b>John SEBER</b>										
	<b>Lap</b>	<b>1</b>	<b>2</b>	<b>3</b>	<b>4</b>	<b>5</b>	<b>6</b>	<b>7</b>	<b>8</b>	<b>9</b>	<b>10</b>
	1	2:34.16	2:19.89	2:20.25	2:21.00	2:22.48					
<b>99</b>	<b>Richard HUDSON</b>										
	<b>Lap</b>	<b>1</b>	<b>2</b>	<b>3</b>	<b>4</b>	<b>5</b>	<b>6</b>	<b>7</b>	<b>8</b>	<b>9</b>	<b>10</b>
	1	2:28.98	2:11.68	2:10.40	2:12.32	2:13.82					
<b>101</b>	<b>David SPENCE</b>										
	<b>Lap</b>	<b>1</b>	<b>2</b>	<b>3</b>	<b>4</b>	<b>5</b>	<b>6</b>	<b>7</b>	<b>8</b>	<b>9</b>	<b>10</b>
	1	3:00.96	2:47.69	2:46.24	2:46.39						
<b>114</b>	<b>Chris CADMAN</b>										
	<b>Lap</b>	<b>1</b>	<b>2</b>	<b>3</b>	<b>4</b>	<b>5</b>	<b>6</b>	<b>7</b>	<b>8</b>	<b>9</b>	<b>10</b>
	1	3:01.35	2:43.00	2:44.38	2:44.70						
<b>130</b>	<b>Guy PLANTE</b>										
	<b>Lap</b>	<b>1</b>	<b>2</b>	<b>3</b>	<b>4</b>	<b>5</b>	<b>6</b>	<b>7</b>	<b>8</b>	<b>9</b>	<b>10</b>
	1	2:11.97	2:05.80	2:07.67	2:07.55	2:06.60					

# Lap Chart

## SCRATCH RACE FOR PRE-WAR CARS - RACE 11

Lap 1		Lap 2		Lap 3		Lap 4		Lap 5		Lap 6		Lap 7		Lap 8		Lap 9		Lap 10	
No	Time	No	Time	No	Time	No	Time	No	Time	No	Time	No	Time	No	Time	No	Time	No	Time
10	2:00.61	10	3:55.90	10	5:51.13	10	7:46.55	2	9:40.61										
2	2:01.46	2	3:56.06	2	5:51.70	2	7:46.79	10	9:50.41										
17	2:03.89	17	4:00.32	17	5:56.39	17	7:53.81	17	9:51.47										
29	2:08.15	29	4:09.26	29	6:12.20	29	8:16.74	29	10:19.09										
130	2:11.97	130	4:17.77	130	6:25.44	114	8:28.73 *1	130	10:39.59										
48	2:14.93	48	4:21.35	48	6:28.63	130	8:32.99	35	10:40.89										
42	2:16.87	35	4:22.98	35	6:28.97	101	8:34.89 *1	48	10:50.30										
35	2:18.04	42	4:26.57	42	6:38.65	35	8:35.02	42	10:59.29										
57	2:23.27	57	4:33.09	57	6:42.55	48	8:38.94	57	11:05.18										
73	2:24.49	73	4:34.97	73	6:46.20	42	8:48.35	76	11:06.73										
76	2:24.90	76	4:35.09	76	6:46.34	57	8:51.81	59	11:11.96										
59	2:28.39	59	4:39.36	59	6:50.23	76	8:57.57	114	11:13.43 *1										
99	2:28.98	99	4:40.66	99	6:51.06	59	9:01.45	73	11:13.57										
74	2:30.43	74	4:46.63	74	7:03.40	73	9:02.49	99	11:17.20										
64	2:31.46	64	4:47.65	64	7:04.35	99	9:03.38	101	11:21.28 *1										
96	2:34.16	96	4:54.05	96	7:14.30	74	9:18.42	74	11:33.89										
66	2:34.74	94	4:54.76	94	7:14.86	64	9:19.18	64	11:34.19										
94	2:35.88	66	4:54.92	66	7:15.10	96	9:35.30	96	11:57.78										
55	2:39.33	114	5:44.35					94	11:59.07										
101	3:00.96	101	5:48.65																
114	3:01.35																		