



Bonhams 1793



THE VINTAGE SPORTS-CAR CLUB  
THE SHUTTLEWORTH & NUFFIELD  
TROPHIES RACE MEETING

CADWELL PARK

SATURDAY 7 JUNE 2014

# RESULTS



RESULTS BY



HS Sports Ltd Kinetic House,  
Varey Road, Congleton,  
Cheshire CW121UW  
Tel. +44 (0)1260 275708  
Fax +44 (0)1260 295625  
[www.hssports.co.uk](http://www.hssports.co.uk)



# The Vintage Sports-Car Club

## TIMED PRACTICE

### PROVISIONAL RESULT - SESSION 1

PI	No	CI	Name	Car	Laps	Time on Lap	Behind	MPH	
1	193		Charles GILLET	Frazer Nash Super Sports	4	2:14.50	3	58.16	
2	7		Steven STANTON	Frazer Nash/BMW TT Rep	4	2:18.68	4	04.18	56.41
3	56		Paul WAINE	Frazer Nash TT Replica	4	2:19.44	4	04.94	56.10
4	111		Michael GRANT PETERKIN	Frazer Nash Super Sports	4	2:20.14	3	05.64	55.82
5	34		Jo BLAKENEY-EDWARDS	Frazer Nash Shelsley	3	2:21.25	3	06.75	55.38
6	41		Philip CHAMPION	Frazer Nash Super Sports	4	2:23.03	4	08.53	54.69
7	57		Simon BLAKENEY-EDWARDS	Frazer Nash Super Sports	4	2:24.04	4	09.54	54.31
8	46		David WYLIE	Frazer Nash AC	3	2:24.67	3	10.17	54.07
9	40		Steven PRYKE	Frazer Nash Slug	4	2:24.75	4	10.25	54.04
10	43		Paul BAKER	Frazer Nash Sports	4	2:26.87	3	12.37	53.26
11	54		Winston TEAGUE	Frazer Nash Falcon	4	2:30.13	2	15.63	52.11
12	53		Christopher BATTY	Frazer Nash Super Sports	4	2:30.63	4	16.13	51.93
13	73		Adam GENTILLI	Frazer Nash TT Replica	4	2:33.31	4	18.81	51.03
14	195		David JOHNSON	Frazer Nash Colmore	4	2:34.28	4	19.78	50.71
15	26		Mark WALKER	GN Thunderbug	4	2:35.08	3	20.58	50.44
16	69		Andy NEWBOUND	Frazer Nash Ulster 100	4	2:36.55	3	22.05	49.97
17	63		Paul WESTON	Frazer Nash TT Replica	4	2:38.50	3	24.00	49.36
18	109		David LEIGH	Frazer Nash Interceptor	4	2:39.96	4	25.46	48.90
19	99		Matthew PARKIN	Frazer Nash Super Sports	4	2:41.98	3	27.48	48.29
20	61		Adam SMITH	Frazer Nash Super Sports	1	2:42.69	1	28.19	48.08
21	80		Richard MATTHEWS	Frazer Nash Special	4	2:50.51	3	36.01	45.88
<b>Not-Seen</b>									
	17		Dougal CAWLEY	GN/Ford Piglet					
	3		Justin MAEERS	GN Parker					
	70		Hughie WALKER	Martyr Frazer Nash SPL 2Str					
	88		Locky MCKENZIE	Frazer Nash Boulogne					
	89		Ian BINGHAM	Frazer Nash Geoghegan Sp					

Start Time : 09:19

Cadwell Park

07 Jun 14 09:35

Clerk of Course:

Time Issued:

Chief Timekeeper:

THESE RESULTS ARE PROVISIONAL UNTIL THE CONCLUSION OF ANY JUDICIAL AND TECHNICAL MATTERS

HS Sports Timing and Results Systems - Results and Lap Times at [www.hssports.co.uk](http://www.hssports.co.uk)



# The Vintage Sports-Car Club

## TIMED PRACTICE

### PROVISIONAL RESULT - SESSION 2

PI	No	CI Name	Car	Laps	Time on Lap	Behind	MPH
1	39	Andrew KELLOCK	Fiat AC	4	2:22.70	4	54.82
2	197	Marcus BLACK	Talbot Lago T23	4	2:31.17	4 08.47	51.75
3	66	Paul LAWRENCE	Austin 7 Ulster Special	4	2:31.33	4 08.63	51.69
4	62	Simon FROST	Austin 7 Special	4	2:32.29	4 09.59	51.37
5	42	Mark ELDER	Austin Sports Special	4	2:32.32	4 09.62	51.36
6	70	Hughie WALKER	Martyr Frazer Nash SPL 2	4	2:33.43	4 10.73	50.99
7	98	David SEBER	Wolseley Hornet Special	4	2:33.70	3 11.00	50.90
8	64	Simon KELLEWAY	Riley Sprite 12/4	4	2:37.68	4 14.98	49.61
9	55	David DANIELS	Riley Grebe Replica	4	2:42.38	4 19.68	48.18
10	77	Michael NEW	Riley 12/4	3	2:43.15	3 20.45	47.95
11	94	Hugh BIRLEY	Austin 7 Ulster	4	2:46.56	3 23.86	46.97
12	71	David ASPLIN	Austin 7 Ulster Replica	3	2:52.34	3 29.64	45.39
13	81	Ian FYFE	Alvis 12/70 Special	4	2:58.49	4 35.79	43.83
14	83	David SPENCE	Austin 7 Special	4	2:58.69	4 35.99	43.78
15	84	Roland WOODTLI	Riley 15/6 Special	4	2:58.89	4 36.19	43.73

#### Not-Seen

104	Michael HUMPHREY	Lagonda M45 Rapide
68	David SAXL	Riley 12/4 Special
85	Robert BARBET	Austin 7 Sports

No 77 - PLEASE FIT WORKING TRANSPONDER

Start Time : 09:38

Cadwell Park

07 Jun 14 09:56

Clerk of Course:

Time Issued:

Chief Timekeeper:

THESE RESULTS ARE PROVISIONAL UNTIL THE CONCLUSION OF ANY JUDICIAL AND TECHNICAL MATTERS

HS Sports Timing and Results Systems - Results and Lap Times at [www.hssports.co.uk](http://www.hssports.co.uk)



# The Vintage Sports-Car Club

## TIMED PRACTICE

### PROVISIONAL RESULT - SESSION 3

Pl	No	Cl	Name	Car	Laps	Time on Lap	Behind	MPH	
1	1		Robert COBDEN	Riley Falcon Special	4	2:09.67	3	60.33	
2	2		Nicholas TOPLISS	ERA R4A	5	2:13.31	4	03.64	58.68
3	107		Timothy DUTTON	Bugatti T51A	5	2:15.35	5	05.68	57.80
4	24		Eddie GIBBS	Frazer Nash SS Racer	5	2:15.79	2	06.12	57.61
5	23		Andrew SMITH	Frazer Nash Nurburg 2Str	4	2:15.95	4	06.28	57.54
6	9		Ben FIDLER	ERA AJM 1	5	2:16.81	4	07.14	57.18
7	4		Stephen SHOOSMITH	Bugatti T51	4	2:17.14	4	07.47	57.04
8	108		Charles KNILL-JONES	Bugatti T51	4	2:17.15	4	07.48	57.04
9	11		Robert CARR	AC/GN Special	5	2:17.25	5	07.58	57.00
10	5		Pete CANDY	Riley Super Rat	5	2:17.97	4	08.30	56.70
11	101		Simon DIFFEY	Bugatti Type 51	4	2:24.61	2	14.94	54.10
12	14		Chris HUDSON	Bugatti T35B	4	2:24.90	4	15.23	53.99
13	12		Julian WILTON	Cooper Bristol MK II T23	4	2:29.10	3	19.43	52.47
14	87		Edmund BURGESS	Bugatti T13 Brescia	3	2:51.79	3	42.12	45.54
15	82		Michael WARD	Bugatti T13	3	2:55.07	1	45.40	44.68
16	74		Philip BEWLEY	Bugatti T35	3	3:05.21	2	55.54	42.24

#### Not-Seen

38	Paul BAKER	Richard Bolster Special
79	David HANDS	Bugatti T39 GP

Start Time : 09:59

Cadwell Park

07 Jun 14 10:13

Clerk of Course:

Time Issued:

Chief Timekeeper:

THESE RESULTS ARE PROVISIONAL UNTIL THE CONCLUSION OF ANY JUDICIAL AND TECHNICAL MATTERS

HS Sports Timing and Results Systems - Results and Lap Times at [www.hssports.co.uk](http://www.hssports.co.uk)



# The Vintage Sports-Car Club

## TIMED PRACTICE

### PROVISIONAL RESULT - SESSION 4

PI	No	CI	Name	Car	Laps	Time on Lap	Behind	MPH
1	18		Duncan WOOD	Morgan Super Aero	5	2:09.87	2	60.24
2	10		Sue DARBYSHIRE	Morgan Super Aero	5	2:13.69	3 03.82	58.51
3	33		Gary CAROLINE	Morgan Super Aero	5	2:15.83	2 05.96	57.59
4	105		James BAXTER	GN/AC Rabelro	5	2:17.07	2 07.20	57.07
5	32		Charlie MARTIN	Morgan Special	4	2:22.00	4 12.13	55.09
6	44		Andy BUSH	Riley TT Sprite Replica	4	2:25.49	4 15.62	53.77
7	29		Richard ILIFFE	Riley Kestrel 12/4 Special	4	2:27.29	3 17.42	53.11
8	25		Luke ROBERTS	Frazer Nash Sports	4	2:28.80	4 18.93	52.57
9	35		Mark BRETT	Ballamy-Ford (LMB) V8 S	4	2:29.68	3 19.81	52.26
10	30		Simon STOKES	Riley Treen	4	2:30.10	3 20.23	52.12
11	93		William HILDYARD	Frazer Nash Super Sports	4	2:31.52	4 21.65	51.63
12	198		Tony SEBER	Wolseley Hornet Special	2	2:35.86	2 25.99	50.19
13	110		Geoff TOMS	Fiat 508S	4	2:36.38	3 26.51	50.02
14	48		Jeffrey EDWARDS	Alvis Sports Special	4	2:36.62	4 26.75	49.95
15	60		Nick HAYWARD-COOK	Austin 7 Monoposto	4	2:38.40	3 28.53	49.39
16	49		Richard LAKE	Aston Martin 15/98 Speed	4	2:42.67	2 32.80	48.09
17	19		Tim GREENHILL	Wolseley Hornet Special	3	2:43.71	2 33.84	47.78
18	68		David SAXL	Riley 12/4 Special	4	2:44.60	4 34.73	47.53
19	78		Noel RUNNELS-MOSS	Vauxhall 30-98 Velox	4	2:50.80	3 40.93	45.80
20	75		Jamie QUARTERMAINE	Vauxhall Quartermaine S	4	2:51.55	4 41.68	45.60
21	196		James RICKETTS	Riley 9 Monoposto	1	2:56.20	1 46.33	44.40

#### Not-Seen

52 Matt JOHNSTON Austin/MG LA Special

Car No 25 : Time includes Penalty

Start Time : 10:19

Cadwell Park

07 Jun 14 10:39

Clerk of Course:

Time Issued:

Chief Timekeeper:

THESE RESULTS ARE PROVISIONAL UNTIL THE CONCLUSION OF ANY JUDICIAL AND TECHNICAL MATTERS

HS Sports Timing and Results Systems - Results and Lap Times at [www.hssports.co.uk](http://www.hssports.co.uk)



# The Vintage Sports-Car Club

## TIMED PRACTICE

### PROVISIONAL RESULT - SESSION 5

PI	No	CI Name	Car	Laps	Time on Lap	Behind	MPH
1	65	Richard DE LA ROCHE	Smith Buckler Single Sea	5	2:19.87	4	55.93
2	8	Roy HUNT	Martin 500	5	2:22.05	4 02.18	55.07
3	27	George SHACKLETON	Cooper MK XI	5	2:22.45	4 02.58	54.92
4	31	Mike FOWLER	Cooper MK V	4	2:23.30	4 03.43	54.59
5	6	Darrell WOODS	Cooper MK XII	5	2:23.67	4 03.80	54.45
6	16	Simon BROWN	Cooper MK4	4	2:28.17	4 08.30	52.80
7	90	Ian PHILLIPS	Cooper MK 10	4	2:29.18	3 09.31	52.44
8	15	Mark RILEY	Cooper MK 9	4	2:38.06	4 18.19	49.49
9	36	Kerry HORAN	Trenberth Single Seater	3	2:39.53	3 19.66	49.04
10	51	Alan CROFT	JP Mk1	4	2:40.19	3 20.32	48.83
11	59	David KINGSLAND	Staride MK III	4	2:41.99	4 22.12	48.29
12	91	Rodney DELVES	Kieft F3 500	4	2:46.31	2 26.44	47.04
<u>Not-Seen</u>							
	134	Richard ELLINGWORTH	Cooper MK 9				

Start Time : 10:42

Cadwell Park

07 Jun 14 10:58

Clerk of Course:

Time Issued:

Chief Timekeeper:

THESE RESULTS ARE PROVISIONAL UNTIL THE CONCLUSION OF ANY JUDICIAL AND TECHNICAL MATTERS

HS Sports Timing and Results Systems - Results and Lap Times at [www.hssports.co.uk](http://www.hssports.co.uk)



# The Vintage Sports-Car Club

## TIMED PRACTICE

### PROVISIONAL RESULT - SESSION 6

PI	No	CI	Name	Car	Laps	Time on Lap	Behind	MPH	
1	22		William MAHANY	HRG Le Mans Model	4	2:17.32	4	56.97	
2	21		Andrew MITCHELL	HRG 1 1/2 Litre	4	2:18.39	3	01.07	56.53
3	38		Paul BAKER	Richard Bolster Special	5	2:25.40	5	08.08	53.80
4	61		Adam SMITH	Frazer Nash Super Sports	5	2:27.69	4	10.37	52.97
5	106		Julian GRIMWADE	Frazer Nash Single Seat	5	2:27.99	5	10.67	52.86
6	50		John GUYATT	Talbot Lago T150C	5	2:29.33	4	12.01	52.39
7	45		Richard LAKE	Aston Martin 15/98 Speed	5	2:29.36	5	12.04	52.38
8	86		Alex PEACOP	MG M Type	5	2:30.62	5	13.30	51.94
9	96		Nick HAYWARD-COOK	Riley 9 Monoposto	4	2:33.53	4	16.21	50.95
10	97		Richard BLACK	Talbot Lago T23	4	2:34.00	3	16.68	50.80
11	76		Mark DOLTON	MG PB	4	2:38.59	4	21.27	49.33
12	92		John COLLINS	Riley 9 Brooklands	5	2:39.86	4	22.54	48.94
13	52		Matt JOHNSTON	Austin/MG LA Special	5	2:40.78	3	23.46	48.66
14	72		Duncan POTTER	MG C Type	4	2:41.54	3	24.22	48.43
15	103		Phillip TILLYARD	Frazer Nash T.T. Replica	5	2:45.36	3	28.04	47.31
16	95		Dennis JOHNSON	Frazer Nash Colmore	3	2:45.59	2	28.27	47.24
17	102		Chris CADMAN	MG Montlhery Midget	5	2:52.01	5	34.69	45.48

#### Not-Seen

20 Sam STRETTON Alta Sports

Start Time : 11:06

Cadwell Park

07 Jun 14 11:49

Clerk of Course:

Time Issued:

Chief Timekeeper:

THESE RESULTS ARE PROVISIONAL UNTIL THE CONCLUSION OF ANY JUDICIAL AND TECHNICAL MATTERS

HS Sports Timing and Results Systems - Results and Lap Times at [www.hssports.co.uk](http://www.hssports.co.uk)



The Vintage Sports-Car Club  
MORGAN THREE WHEELER CLUB  
PROVISIONAL RESULT - SESSION 7

PI	No	CI Name	Car	Laps	Time on Lap	Behind	MPH
1	34	BIBBY/ TUER	Morgan Jap 8/80 Racing	5	2:09.64	5	60.34
2	46	BIBBY/ TUER	Morgan Jap 8/80 Racing	5	2:14.87	4 05.23	58.00
3	10	DARBYSHIRE/ BRIDGE	Morgan Jap Jtor Super Ae	5	2:17.07	5 07.43	57.07
4	33	CAROLINE/ BALLAST	Morgan Jap Jtor Super Ae	5	2:19.54	3 09.90	56.06
5	43	SMITH/ JOHNSON	Morgan Jap 8/80 Racing	5	2:21.56	5 11.92	55.26
6	4	CAMERON/ ballast	Hale Morgan Jap Racer	5	2:23.52	4 13.88	54.51
7	30	REYNOLDS/ ENTICKNAP	Morgan Jap Super Sports	4	2:24.22	4 14.58	54.24
8	20	CHALLIS/ CHALLIS	Morgan Jap 8/80 Racing	5	2:31.98	2 22.34	51.47
9	16	HODGSON/ HODGSON	Morgan F2 E93A	5	2:34.13	3 24.49	50.75
10	38	CLEWS/ COOK	Morgan F - Super 100E OH	4	2:42.11	4 32.47	48.26
11	44	PEARSON/ PEARSON	Morgan F2 E93A	4	2:42.76	3 33.12	48.06
12	51	WHITE/ WHITE	Morgan Super Sports MX2	4	2:47.38	2 37.74	46.74
13	39	PILBEAM/ tba	Morgan F - Super Sports E	4	2:51.38	3 41.74	45.65
14	18	QUINN/ BRIDGE	Morgan F2 E93A	4	2:55.76	3 46.12	44.51
15	11	HARFIELD/ HARFIELD	Morgan F - Super	4	3:12.46	4 01:02.82	40.65
<b>Not-Seen</b>							
	83	REW/ ballast	Morgan 1928 Aero Jap				

Start Time : 11:52

Cadwell Park

07 Jun 14 12:09

Clerk of Course:

Time Issued:

Chief Timekeeper:

THESE RESULTS ARE PROVISIONAL UNTIL THE CONCLUSION OF ANY JUDICIAL AND TECHNICAL MATTERS

HS Sports Timing and Results Systems - Results and Lap Times at [www.hssports.co.uk](http://www.hssports.co.uk)





## The Vintage Sports-Car Club

### RACE I – MORGAN THREE WHEELER CLUB CHALLENGE

#### RESULT

Pl	No	Cl	Name	Car	Laps	Time	Behind	MPH	Best Lap on	MPH
1	46		BIBBY/ TUER	Morgan Jap 8/80 Racing	6	13:44.95		56.90	2:14.38	2 58.21
2	34		BIBBY/ TUER	Morgan Jap 8/80 Racing	6	13:45.15	0.20	56.88	2:14.62	3 58.11
3	43		SMITH/ JOHNSON	Morgan Jap 8/80 Racing	6	13:46.53	1.58	56.79	2:15.13	3 57.89
4	10		DARBYSHIRE/ BRIDGE	Morgan Jap Jtor Super	6	13:47.93	2.98	56.69	2:14.67	3 58.09
5	30		REYNOLDS/ ENTICKNAP	Morgan Jap Super Sports	6	13:48.05	3.10	56.68	2:14.84	3 58.02
6	33		CAROLINE/ BALLAST	Morgan Jap Jtor Super	6	14:12.53	27.58	55.06	2:14.95	3 57.97
7	20		CHALLIS/ CHALLIS	Morgan Jap 8/80 Racing	6	15:52.01	2:07.06	49.30	2:31.23	3 51.73
8	38		CLEWS/ COOK	Morgan F - Super 100E	6	15:54.15	2:09.20	49.19	2:35.09	5 50.44
9	16		HODGSON/ HODGSON	Morgan F2 E93A	6	16:31.64	2:46.69	47.33	2:37.71	3 49.60
10	51		WHITE/ WHITE	Morgan Super Sports MX2/4	5	14:13.08	1 Lap	45.85	2:45.63	2 47.23
11	39		PILBEAM/ tba	Morgan F - Super Sports	5	14:21.52	1 Lap	45.40	2:46.11	5 47.09
12	18		QUINN/ BRIDGE	Morgan F2 E93A	5	15:24.87	1 Lap	42.29	2:54.20	4 44.91
13	11		HARFIELD/ HARFIELD	Morgan F - Super	5	16:38.93	1 Lap	39.16	3:06.65	3 41.91

#### AWARDS

##### Race Winner & 1<sup>st</sup> Racing Class

46	BIBBY/ TUER	Morgan Jap 8/80 Racing	
2 <sup>nd</sup>	34	BIBBY/ TUER	Morgan Jap 8/80 Racing
3 <sup>rd</sup>	43	SMITH/ JOHNSON	Morgan Jap 8/80 Racing

##### Other Class Winners


16	HODGSON/ HODGSON	Morgan F2 E93A	(1 <sup>st</sup> Touring Modified Class)
11	HARFIELD/ HARFIELD	Morgan F – Super	(1 <sup>st</sup> Standard Class)

# RACE GRID

## MORGAN THREE WHEELER CLUB CHALLENGE

### RACE 1

ROW 8		<b>11</b> 03:12.460 HARFIELD/ HARFIELD	
ROW 7	<b>18</b> 02:55.760 QUINN/ BRIDGE		<b>39</b> 02:51.380 PILBEAM/ tba
ROW 6	<b>51</b> 02:47.380 WHITE/ WHITE	<b>44</b> 02:42.760 PEARSON/ PEARSON	
ROW 5		<b>38</b> 02:42.110 CLEWS/ COOK	<b>16</b> 02:34.130 HODGSON/ HODGSON
ROW 4	<b>20</b> 02:31.980 CHALLIS/ CHALLIS	<b>30</b> 02:24.220 REYNOLDS/ ENTICKNAP	
ROW 3		<b>4</b> 02:23.520 CAMERON/ ballast	<b>43</b> 02:21.560 SMITH/ JOHNSON
ROW 2	<b>33</b> 02:19.540 CAROLINE/ BALLAST	<b>10</b> 02:17.070 DARBYSHIRE/ BRIDGE	
ROW 1		<b>46</b> 02:14.870 BIBBY/ TUER	<b>34</b> 02:09.640 BIBBY/ TUER
<b>POLE</b>			



# MORGAN THREE WHEELER CLUB CHALLENGE

## LAP TIMES - RACE 1

<b>10</b>	<b>DARBYSHIRE/ BRIDGE</b>										
	<b>Lap</b>	<b>1</b>	<b>2</b>	<b>3</b>	<b>4</b>	<b>5</b>	<b>6</b>	<b>7</b>	<b>8</b>	<b>9</b>	<b>10</b>
	1	2:23.88	2:15.35	2:14.67	2:18.71	2:17.10	2:18.22				
<b>11</b>	<b>HARFIELD/ HARFIELD</b>										
	<b>Lap</b>	<b>1</b>	<b>2</b>	<b>3</b>	<b>4</b>	<b>5</b>	<b>6</b>	<b>7</b>	<b>8</b>	<b>9</b>	<b>10</b>
	1	3:36.43	3:10.57	3:06.65	3:07.40	3:37.88					
<b>16</b>	<b>HODGSON/ HODGSON</b>										
	<b>Lap</b>	<b>1</b>	<b>2</b>	<b>3</b>	<b>4</b>	<b>5</b>	<b>6</b>	<b>7</b>	<b>8</b>	<b>9</b>	<b>10</b>
	1	2:50.88	2:43.31	2:37.71	2:43.33	2:44.38	2:52.03				
<b>18</b>	<b>QUINN/ BRIDGE</b>										
	<b>Lap</b>	<b>1</b>	<b>2</b>	<b>3</b>	<b>4</b>	<b>5</b>	<b>6</b>	<b>7</b>	<b>8</b>	<b>9</b>	<b>10</b>
	1	3:18.54	3:05.63	3:04.05	2:54.20	3:02.45					
<b>20</b>	<b>CHALLIS/ CHALLIS</b>										
	<b>Lap</b>	<b>1</b>	<b>2</b>	<b>3</b>	<b>4</b>	<b>5</b>	<b>6</b>	<b>7</b>	<b>8</b>	<b>9</b>	<b>10</b>
	1	3:01.61	2:39.06	2:31.23	2:33.33	2:34.03	2:32.75				
<b>30</b>	<b>REYNOLDS/ ENTICKNAP</b>										
	<b>Lap</b>	<b>1</b>	<b>2</b>	<b>3</b>	<b>4</b>	<b>5</b>	<b>6</b>	<b>7</b>	<b>8</b>	<b>9</b>	<b>10</b>
	1	2:29.39	2:15.83	2:14.84	2:15.74	2:17.20	2:15.05				
<b>33</b>	<b>CAROLINE/ BALLAST</b>										
	<b>Lap</b>	<b>1</b>	<b>2</b>	<b>3</b>	<b>4</b>	<b>5</b>	<b>6</b>	<b>7</b>	<b>8</b>	<b>9</b>	<b>10</b>
	1	2:29.68	2:17.11	2:14.95	2:20.09	2:15.94	2:24.76				
<b>34</b>	<b>BIBBY/ TUER</b>										
	<b>Lap</b>	<b>1</b>	<b>2</b>	<b>3</b>	<b>4</b>	<b>5</b>	<b>6</b>	<b>7</b>	<b>8</b>	<b>9</b>	<b>10</b>
	1	2:20.97	2:15.18	2:14.62	2:20.86	2:16.86	2:16.66				
<b>38</b>	<b>CLEWS/ COOK</b>										
	<b>Lap</b>	<b>1</b>	<b>2</b>	<b>3</b>	<b>4</b>	<b>5</b>	<b>6</b>	<b>7</b>	<b>8</b>	<b>9</b>	<b>10</b>
	1	2:48.30	2:37.76	2:37.74	2:37.71	2:35.09	2:37.55				
<b>39</b>	<b>PILBEAM/ tba</b>										
	<b>Lap</b>	<b>1</b>	<b>2</b>	<b>3</b>	<b>4</b>	<b>5</b>	<b>6</b>	<b>7</b>	<b>8</b>	<b>9</b>	<b>10</b>
	1	3:07.40	2:46.98	2:49.04	2:51.99	2:46.11					
<b>43</b>	<b>SMITH/ JOHNSON</b>										
	<b>Lap</b>	<b>1</b>	<b>2</b>	<b>3</b>	<b>4</b>	<b>5</b>	<b>6</b>	<b>7</b>	<b>8</b>	<b>9</b>	<b>10</b>
	1	2:28.35	2:15.83	2:15.13	2:15.34	2:16.26	2:15.62				
<b>44</b>	<b>PEARSON/ PEARSON</b>										
	<b>Lap</b>	<b>1</b>	<b>2</b>	<b>3</b>	<b>4</b>	<b>5</b>	<b>6</b>	<b>7</b>	<b>8</b>	<b>9</b>	<b>10</b>
	1	3:01.31									
<b>46</b>	<b>BIBBY/ TUER</b>										
	<b>Lap</b>	<b>1</b>	<b>2</b>	<b>3</b>	<b>4</b>	<b>5</b>	<b>6</b>	<b>7</b>	<b>8</b>	<b>9</b>	<b>10</b>
	1	2:20.41	2:14.38	2:15.77	2:20.74	2:16.82	2:16.83				

---

**51 WHITE/ WHITE**

<b>Lap</b>	<b>1</b>	<b>2</b>	<b>3</b>	<b>4</b>	<b>5</b>	<b>6</b>	<b>7</b>	<b>8</b>	<b>9</b>	<b>10</b>
1	3:01.10	2:45.63	2:48.23	2:48.23	2:49.89					

# Lap Chart

## MORGAN THREE WHEELER CLUB CHALLENGE - RACE 1

Lap 1		Lap 2		Lap 3		Lap 4		Lap 5		Lap 6		Lap 7		Lap 8		Lap 9		Lap 10	
No	Time	No	Time	No	Time	No	Time	No	Time	No	Time	No	Time	No	Time	No	Time	No	Time
46	2:20.41	46	4:34.79	46	6:50.56	46	9:11.30	46	11:28.12	46	13:44.95								
34	2:20.97	34	4:36.15	34	6:50.77	34	9:11.63	34	11:28.49	34	13:45.15								
10	2:23.88	10	4:39.23	10	6:53.90	10	9:12.61	10	11:29.71	43	13:46.53								
43	2:28.35	43	4:44.18	43	6:59.31	43	9:14.65	43	11:30.91	10	13:47.93								
30	2:29.39	30	4:45.22	30	7:00.06	30	9:15.80	30	11:33.00	30	13:48.05								
33	2:29.68	33	4:46.79	33	7:01.74	33	9:21.83	39	11:35.41 *1	33	14:12.53								
38	2:48.30	38	5:26.06	38	8:03.80	18	9:28.22 *1	33	11:37.77	51	14:13.08 *1								
16	2:50.88	16	5:34.19	20	8:11.90	11	9:53.65 *1	18	12:22.42 *1	39	14:21.52 *1								
51	3:01.10	20	5:40.67	16	8:11.90	38	10:41.51	11	13:01.05 *1	18	15:24.87 *1								
44	3:01.31	51	5:46.73	51	8:34.96	20	10:45.23	38	13:16.60	20	15:52.01								
20	3:01.61	39	5:54.38	39	8:43.42	16	10:55.23	20	13:19.26	38	15:54.15								
39	3:07.40	18	6:24.17					51	11:23.19	16	13:39.61	16	16:31.64						
18	3:18.54	11	6:47.00									11	16:38.93 *1						
11	3:36.43																		



# The Vintage Sports-Car Club

## RACE 2 – RACE FOR FRAZER NASH / GN CARS

### RESULT

Pl	No	Cl	Name	Car	Laps	Time	Behind	MPH	Best Lap on	MPH	Handicap
1	193		Charles GILLETT	Frazer Nash Super Sports	6	13:33.09		57.73	2:13.17	3	58.74
2	7		Steven STANTON	Frazer Nash/BMW TT	6	13:34.00	0.91	57.66	2:13.67	2	58.52
3	111		Michael GRANT PETERKIN	Frazer Nash Super Sports	6	13:52.81	19.72	56.36	2:15.61	5	57.69
4	25		Luke ROBERTS	Frazer Nash Sports	6	13:54.29	21.20	56.26	2:12.95	4	58.84 36.59
5	34		Jo BLAKENEY-EDWARDS	Frazer Nash Shelsley	6	14:15.24	42.15	54.88	2:19.36	4	56.13 19.08
6	57		Simon BLAKENEY-EDWARDS	Frazer Nash Super Sports	6	14:17.90	44.81	54.71	2:20.32	5	55.75 15.98 *
7	41		Philip CHAMPION	Frazer Nash Super Sports	6	14:18.42	45.33	54.68	2:20.15	5	55.82 17.52
8	40		Steven PRYKE	Frazer Nash Slug	6	14:22.23	49.14	54.44	2:19.99	3	55.88 22.29
9	54		Winston TEAGUE	Frazer Nash Falcon	6	14:43.66	1:10.57	53.12	2:23.63	5	54.46 21.88
10	26		Mark WALKER	GN Thunderbug	6	14:44.07	1:10.98	53.09	2:23.38	5	54.56 23.79
11	69		Andy NEWBOUND	Frazer Nash Ulster 100	6	15:09.32	1:36.23	51.62	2:26.93	6	53.24 27.74
12	195		David JOHNSON	Frazer Nash Colmore	6	15:11.18	1:38.09	51.51	2:28.13	4	52.81 22.40
13	70		Hughie WALKER	Martyr Frazer Nash SPL	6	15:12.28	1:39.19	51.45	2:26.38	5	53.44 34.00
14	63		Paul WESTON	Frazer Nash TT Replica	6	15:14.00	1:40.91	51.35	2:28.42	5	52.71 23.48
15	53		Christopher BATTY	Frazer Nash Super Sports	6	15:19.09	1:46.00	51.07	2:23.96	3	54.34 55.33
16	73		Adam GENTILLI	Frazer Nash TT Replica	6	15:38.84	2:05.75	49.99	2:30.16	6	52.10 37.88
17	103		Phillip TILLYARD	Frazer Nash TT Replica	6	16:03.36	2:30.27	48.72	2:34.90	4	50.50 33.96
18	109		David LEIGH	Frazer Nash Interceptor	6	16:05.35	2:32.26	48.62	2:36.45	4	50.00 26.65
19	99		Matthew PARKIN	Frazer Nash Super Sports	5	13:45.16	1 Lap	47.40	2:40.02	2	48.89 25.06
20	80		Richard MATTHEWS	Frazer Nash Special	5	14:02.58	1 Lap	46.42	2:42.99	4	48.00 27.63

### AWARDS

#### Race Winner

193	Charles GILLETT	Frazer Nash Super Sports
2 <sup>nd</sup>	7 Steven STANTON	Frazer Nash/BMW TT
3 <sup>rd</sup>	111 Michael GRANT PETERKIN	Frazer Nash Super Sports

#### First on Handicap

57	Simon BLAKENEY-EDWARDS	Frazer Nash Super Sports
----	------------------------	--------------------------



# RACE GRID

## FRAZER NASH / GN CARS

### RACE 2


ROW 14



ROW 13



ROW 12



ROW 11



ROW 10



ROW 9



ROW 8



ROW 7



ROW 6




ROW 5



ROW 4



ROW 3




ROW 2



ROW 1



**POLE**



# FRAZER NASH / GN CARS

## LAP TIMES - RACE 2

<b>7</b>	<b>Steven STANTON</b>									
<b>Lap</b>	<b>1</b>	<b>2</b>	<b>3</b>	<b>4</b>	<b>5</b>	<b>6</b>	<b>7</b>	<b>8</b>	<b>9</b>	<b>10</b>
1	2:22.36	2:13.67	2:13.71	2:13.81	2:14.39	2:16.06				
<b>25</b>	<b>Luke ROBERTS</b>									
<b>Lap</b>	<b>1</b>	<b>2</b>	<b>3</b>	<b>4</b>	<b>5</b>	<b>6</b>	<b>7</b>	<b>8</b>	<b>9</b>	<b>10</b>
1	2:33.19	2:20.37	2:14.84	2:12.95	2:16.22	2:16.72				
<b>26</b>	<b>Mark WALKER</b>									
<b>Lap</b>	<b>1</b>	<b>2</b>	<b>3</b>	<b>4</b>	<b>5</b>	<b>6</b>	<b>7</b>	<b>8</b>	<b>9</b>	<b>10</b>
1	2:43.02	2:25.96	2:24.54	2:23.42	2:23.38	2:23.75				
<b>34</b>	<b>Jo BLAKENEY-EDWARDS</b>									
<b>Lap</b>	<b>1</b>	<b>2</b>	<b>3</b>	<b>4</b>	<b>5</b>	<b>6</b>	<b>7</b>	<b>8</b>	<b>9</b>	<b>10</b>
1	2:29.83	2:21.27	2:19.81	2:19.36	2:21.21	2:23.76				
<b>40</b>	<b>Steven PRYKE</b>									
<b>Lap</b>	<b>1</b>	<b>2</b>	<b>3</b>	<b>4</b>	<b>5</b>	<b>6</b>	<b>7</b>	<b>8</b>	<b>9</b>	<b>10</b>
1	2:32.59	2:23.01	2:19.99	2:20.88	2:24.02	2:21.74				
<b>41</b>	<b>Philip CHAMPION</b>									
<b>Lap</b>	<b>1</b>	<b>2</b>	<b>3</b>	<b>4</b>	<b>5</b>	<b>6</b>	<b>7</b>	<b>8</b>	<b>9</b>	<b>10</b>
1	2:31.56	2:24.39	2:20.48	2:20.56	2:20.15	2:21.28				
<b>43</b>	<b>Paul BAKER</b>									
<b>Lap</b>	<b>1</b>	<b>2</b>	<b>3</b>	<b>4</b>	<b>5</b>	<b>6</b>	<b>7</b>	<b>8</b>	<b>9</b>	<b>10</b>
1	2:35.01	2:21.26	2:22.27	2:19.69						
<b>53</b>	<b>Christopher BATTY</b>									
<b>Lap</b>	<b>1</b>	<b>2</b>	<b>3</b>	<b>4</b>	<b>5</b>	<b>6</b>	<b>7</b>	<b>8</b>	<b>9</b>	<b>10</b>
1	2:44.93	2:30.50	2:23.96	2:43.90	2:27.84	2:27.96				
<b>54</b>	<b>Winston TEAGUE</b>									
<b>Lap</b>	<b>1</b>	<b>2</b>	<b>3</b>	<b>4</b>	<b>5</b>	<b>6</b>	<b>7</b>	<b>8</b>	<b>9</b>	<b>10</b>
1	2:39.65	2:26.16	2:25.09	2:25.23	2:23.63	2:23.90				
<b>57</b>	<b>Simon BLAKENEY-EDWARDS</b>									
<b>Lap</b>	<b>1</b>	<b>2</b>	<b>3</b>	<b>4</b>	<b>5</b>	<b>6</b>	<b>7</b>	<b>8</b>	<b>9</b>	<b>10</b>
1	2:31.28	2:22.58	2:21.27	2:21.12	2:20.32	2:21.33				
<b>61</b>	<b>Adam SMITH</b>									
<b>Lap</b>	<b>1</b>	<b>2</b>	<b>3</b>	<b>4</b>	<b>5</b>	<b>6</b>	<b>7</b>	<b>8</b>	<b>9</b>	<b>10</b>
1	2:43.62	2:25.48	2:21.98	3:29.24	2:25.89					
<b>63</b>	<b>Paul WESTON</b>									
<b>Lap</b>	<b>1</b>	<b>2</b>	<b>3</b>	<b>4</b>	<b>5</b>	<b>6</b>	<b>7</b>	<b>8</b>	<b>9</b>	<b>10</b>
1	2:48.01	2:28.46	2:28.96	2:31.40	2:28.42	2:28.75				
<b>69</b>	<b>Andy NEWBOUND</b>									
<b>Lap</b>	<b>1</b>	<b>2</b>	<b>3</b>	<b>4</b>	<b>5</b>	<b>6</b>	<b>7</b>	<b>8</b>	<b>9</b>	<b>10</b>
1	2:49.37	2:29.33	2:28.34	2:28.32	2:27.03	2:26.93				



<b>70</b>	<b>Hughie WALKER</b>									
<b>Lap</b>	<b>1</b>	<b>2</b>	<b>3</b>	<b>4</b>	<b>5</b>	<b>6</b>	<b>7</b>	<b>8</b>	<b>9</b>	<b>10</b>
1	2:47.68	2:28.95	2:35.20	2:27.63	2:26.38	2:26.44				
<b>73</b>	<b>Adam GENTILLI</b>									
<b>Lap</b>	<b>1</b>	<b>2</b>	<b>3</b>	<b>4</b>	<b>5</b>	<b>6</b>	<b>7</b>	<b>8</b>	<b>9</b>	<b>10</b>
1	2:58.91	2:33.36	2:33.53	2:31.45	2:31.43	2:30.16				
<b>80</b>	<b>Richard MATTHEWS</b>									
<b>Lap</b>	<b>1</b>	<b>2</b>	<b>3</b>	<b>4</b>	<b>5</b>	<b>6</b>	<b>7</b>	<b>8</b>	<b>9</b>	<b>10</b>
1	3:06.20	2:45.34	2:44.19	2:42.99	2:43.86					
<b>99</b>	<b>Matthew PARKIN</b>									
<b>Lap</b>	<b>1</b>	<b>2</b>	<b>3</b>	<b>4</b>	<b>5</b>	<b>6</b>	<b>7</b>	<b>8</b>	<b>9</b>	<b>10</b>
1	2:57.37	2:40.02	2:40.85	2:44.03	2:42.89					
<b>103</b>	<b>Phillip TILLYARD</b>									
<b>Lap</b>	<b>1</b>	<b>2</b>	<b>3</b>	<b>4</b>	<b>5</b>	<b>6</b>	<b>7</b>	<b>8</b>	<b>9</b>	<b>10</b>
1	2:54.23	2:37.70	2:37.89	2:34.90	2:38.00	2:40.64				
<b>109</b>	<b>David LEIGH</b>									
<b>Lap</b>	<b>1</b>	<b>2</b>	<b>3</b>	<b>4</b>	<b>5</b>	<b>6</b>	<b>7</b>	<b>8</b>	<b>9</b>	<b>10</b>
1	2:55.65	2:38.60	2:37.21	2:36.45	2:36.60	2:40.84				
<b>111</b>	<b>Michael GRANT PETERKIN</b>									
<b>Lap</b>	<b>1</b>	<b>2</b>	<b>3</b>	<b>4</b>	<b>5</b>	<b>6</b>	<b>7</b>	<b>8</b>	<b>9</b>	<b>10</b>
1	2:26.23	2:18.25	2:17.62	2:16.66	2:15.61	2:18.44				
<b>193</b>	<b>Charles GILLETT</b>									
<b>Lap</b>	<b>1</b>	<b>2</b>	<b>3</b>	<b>4</b>	<b>5</b>	<b>6</b>	<b>7</b>	<b>8</b>	<b>9</b>	<b>10</b>
1	2:21.86	2:13.84	2:13.17	2:14.29	2:13.94	2:15.99				
<b>195</b>	<b>David JOHNSON</b>									
<b>Lap</b>	<b>1</b>	<b>2</b>	<b>3</b>	<b>4</b>	<b>5</b>	<b>6</b>	<b>7</b>	<b>8</b>	<b>9</b>	<b>10</b>
1	2:43.51	2:32.11	2:28.64	2:28.13	2:29.21	2:29.58				

# Lap Chart

## FRAZER NASH / GN CARS - RACE 2

Lap 1		Lap 2		Lap 3		Lap 4		Lap 5		Lap 6		Lap 7		Lap 8		Lap 9		Lap 10	
No	Time	No	Time	No	Time	No	Time	No	Time	No	Time	No	Time	No	Time	No	Time	No	Time
193	2:21.86	193	4:35.70	193	6:48.87	193	9:03.16	193	11:17.10	193	13:33.09								
7	2:22.36	7	4:36.03	7	6:49.74	7	9:03.55	7	11:17.94	7	13:34.00								
111	2:26.23	111	4:44.48	111	7:02.10	111	9:18.76	80	11:18.72 *1	99	13:45.16 *1								
34	2:29.83	34	4:51.10	25	7:08.40	25	9:21.35	111	11:34.37	111	13:52.81								
57	2:31.28	25	4:53.56	34	7:10.91	34	9:30.27	25	11:37.57	25	13:54.29								
41	2:31.56	57	4:53.86	57	7:15.13	57	9:36.25	34	11:51.48	80	14:02.58 *1								
40	2:32.59	40	4:55.60	40	7:15.59	40	9:36.47	57	11:56.57	34	14:15.24								
25	2:33.19	41	4:55.95	41	7:16.43	41	9:36.99	41	11:57.14	57	14:17.90								
43	2:35.01	43	4:56.27	43	7:18.54	43	9:38.23	40	12:00.49	41	14:18.42								
54	2:39.65	54	5:05.81	54	7:30.90	54	9:56.13	54	12:19.76	40	14:22.23								
26	2:43.02	26	5:08.98	61	7:31.08	26	9:56.94	26	12:20.32	54	14:43.66								
195	2:43.51	61	5:09.10	26	7:33.52	195	10:12.39	195	12:41.60	26	14:44.07								
61	2:43.62	53	5:15.43	53	7:39.39	69	10:15.36	69	12:42.39	69	15:09.32								
53	2:44.93	195	5:15.62	195	7:44.26	63	10:16.83	63	12:45.25	195	15:11.18								
70	2:47.68	63	5:16.47	63	7:45.43	70	10:19.46	70	12:45.84	70	15:12.28								
63	2:48.01	70	5:16.63	69	7:47.04	53	10:23.29	53	12:51.13	63	15:14.00								
69	2:49.37	69	5:18.70	70	7:51.83	73	10:37.25	73	13:08.68	53	15:19.09								
103	2:54.23	103	5:31.93	73	8:05.80	103	10:44.72	103	13:22.72	73	15:38.84								
109	2:55.65	73	5:32.27	103	8:09.82	109	10:47.91	109	13:24.51	103	16:03.36								
99	2:57.37	109	5:34.25	109	8:11.46	61	11:00.32	61	13:26.21	109	16:05.35								
73	2:58.91	99	5:37.39	99	8:18.24	99	11:02.27												
80	3:06.20	80	5:51.54	80	8:35.73														



## The Vintage Sports-Car Club

### RACE 3 – SHUTTLEWORTH, NUFFIELD & LEN THOMPSON MEMORIAL TROPHIES RACE FOR PRE-1961 FRONT ENGINED RACING CARS (VSCC SET 2)

#### RESULT

Pl	No	Cl	Name	Car	Laps	Time	Behind	MPH	Best Lap on	MPH	Handicap
1	1		Robert COBDEN	Riley Falcon Special	10	21:39.66		60.19	2:06.42	10	61.88
2	2		Nicholas TOPLISS	ERA R4A	10	21:40.72	1.06	60.14	2:06.94	10	61.63
3	24		Eddie GIBBS	Frazer Nash S/S Racer	10	21:42.30	2.64	60.07	2:07.55	10	61.33
4	9		Ben FIDLER	ERA AJM I	10	22:13.45	33.79	58.67	2:09.97	10	60.19 33.75*
5	11		Robert CARR	AC/GN Special	10	22:20.73	41.07	58.35	2:10.72	10	59.84 33.53
6	5		Pete CANDY	Riley Super Rat	10	22:45.12	1:05.46	57.30	2:12.52	10	59.03 39.92
7	22		William MAHANY	HRG Le Mans Model	10	22:46.21	1:06.55	57.26	2:12.52	10	59.03 41.01

#### AWARDS

##### Race Winner, Winner of Shuttleworth, Nuffield & Len Thompson Memorial Trophies

1	Robert COBDEN	Riley Falcon Special
2 <sup>nd</sup>	Nicholas TOPLISS	ERA R4A
3 <sup>rd</sup>	Eddie GIBBS	Frazer Nash S/S Racer

##### First Un-supercharged Pre-war Car


11	Robert CARR	AC/GN Special
----	-------------	---------------

##### First on Handicap

9	Ben FIDLER	ERA AJM I
---	------------	-----------



# RACE GRID



## PRE-1961 FRON ENGINED RACING CARS (VSCC SET 2)

### RACE 3

ROW 6			<b>12</b> 02:29.100 Julian WILTON	
ROW 5		<b>38</b> 02:25.400 Paul BAKER		<b>101</b> 02:24.610 Simon DIFFEY
ROW 4	<b>5</b> 02:17.970 Pete CANDY		<b>22</b> 02:17.320 William MAHANY	
ROW 3		<b>11</b> 02:17.250 Robert CARR		<b>108</b> 02:17.150 Charles KNILL-JONES
ROW 2	<b>9</b> 02:16.810 Ben FIDLER		<b>24</b> 02:15.790 Eddie GIBBS	
ROW 1		<b>2</b> 02:13.310 Nicholas TOPLISS		<b>1</b> 02:09.670 Robert COBDEN

**POLE**



# PRE-1961 FRON ENIGNED RACING CARS (VSCC SET 2)

## LAP TIMES - RACE 3

<b>1</b>	<b>Robert COBDEN</b>										
	<b>Lap</b>	<b>1</b>	<b>2</b>	<b>3</b>	<b>4</b>	<b>5</b>	<b>6</b>	<b>7</b>	<b>8</b>	<b>9</b>	<b>10</b>
	1	2:18.52	2:11.45	2:10.32	2:10.77	2:08.73	2:07.87	2:08.79	2:08.63	2:08.16	2:06.42
<b>2</b>	<b>Nicholas TOPLISS</b>										
	<b>Lap</b>	<b>1</b>	<b>2</b>	<b>3</b>	<b>4</b>	<b>5</b>	<b>6</b>	<b>7</b>	<b>8</b>	<b>9</b>	<b>10</b>
	1	2:17.42	2:11.02	2:11.05	2:12.08	2:09.15	2:08.67	2:08.04	2:08.40	2:07.95	2:06.94
<b>5</b>	<b>Pete CANDY</b>										
	<b>Lap</b>	<b>1</b>	<b>2</b>	<b>3</b>	<b>4</b>	<b>5</b>	<b>6</b>	<b>7</b>	<b>8</b>	<b>9</b>	<b>10</b>
	1	2:25.84	2:18.29	2:17.53	2:16.30	2:15.73	2:16.51	2:14.47	2:14.51	2:13.42	2:12.52
<b>9</b>	<b>Ben FIDLER</b>										
	<b>Lap</b>	<b>1</b>	<b>2</b>	<b>3</b>	<b>4</b>	<b>5</b>	<b>6</b>	<b>7</b>	<b>8</b>	<b>9</b>	<b>10</b>
	1	2:21.70	2:14.75	2:13.62	2:14.98	2:13.67	2:11.17	2:10.37	2:11.72	2:11.50	2:09.97
<b>11</b>	<b>Robert CARR</b>										
	<b>Lap</b>	<b>1</b>	<b>2</b>	<b>3</b>	<b>4</b>	<b>5</b>	<b>6</b>	<b>7</b>	<b>8</b>	<b>9</b>	<b>10</b>
	1	2:26.62	2:14.13	2:13.45	2:12.50	2:13.55	2:11.87	2:11.40	2:13.73	2:12.76	2:10.72
<b>12</b>	<b>Julian WILTON</b>										
	<b>Lap</b>	<b>1</b>	<b>2</b>	<b>3</b>	<b>4</b>	<b>5</b>	<b>6</b>	<b>7</b>	<b>8</b>	<b>9</b>	<b>10</b>
	1	2:34.47	2:23.67	2:36.57	2:23.30	2:20.89	2:20.43	2:20.28	2:19.99	2:19.52	
<b>22</b>	<b>William MAHANY</b>										
	<b>Lap</b>	<b>1</b>	<b>2</b>	<b>3</b>	<b>4</b>	<b>5</b>	<b>6</b>	<b>7</b>	<b>8</b>	<b>9</b>	<b>10</b>
	1	2:27.68	2:18.53	2:16.67	2:16.11	2:17.02	2:15.39	2:14.43	2:14.47	2:13.39	2:12.52
<b>24</b>	<b>Eddie GIBBS</b>										
	<b>Lap</b>	<b>1</b>	<b>2</b>	<b>3</b>	<b>4</b>	<b>5</b>	<b>6</b>	<b>7</b>	<b>8</b>	<b>9</b>	<b>10</b>
	1	2:19.15	2:11.10	2:11.50	2:10.54	2:09.49	2:08.72	2:07.77	2:08.78	2:07.70	2:07.55
<b>38</b>	<b>Paul BAKER</b>										
	<b>Lap</b>	<b>1</b>	<b>2</b>	<b>3</b>	<b>4</b>	<b>5</b>	<b>6</b>	<b>7</b>	<b>8</b>	<b>9</b>	<b>10</b>
	1	2:34.84	2:25.19	2:19.99	2:18.56	2:20.84	2:19.84	2:18.62			

# Lap Chart

## PRE-1961 FRON ENGINED RACING CARS (VSCC SET 2) - RACE 3

Lap 1		Lap 2		Lap 3		Lap 4		Lap 5		Lap 6		Lap 7		Lap 8		Lap 9		Lap 10	
No	Time	No	Time	No	Time	No	Time	No	Time	No	Time	No	Time	No	Time	No	Time	No	Time
2	2:17.42	2	4:28.44	2	6:39.49	1	8:51.06	1	10:59.79	1	13:07.66	1	15:16.45	1	17:25.08	1	19:33.24	1	21:39.66
1	2:18.52	1	4:29.97	1	6:40.29	2	8:51.57	2	11:00.72	2	13:09.39	2	15:17.43	2	17:25.83	2	19:33.78	2	21:40.72
24	2:19.15	24	4:30.25	24	6:41.75	24	8:52.29	24	11:01.78	24	13:10.50	24	15:18.27	24	17:27.05	24	19:34.75	24	21:42.30
9	2:21.70	9	4:36.45	9	6:50.07	9	9:05.05	9	11:18.72	9	13:29.89	9	15:40.26	9	17:51.98	9	20:03.48	9	22:13.45
5	2:25.84	11	4:40.75	11	6:54.20	11	9:06.70	11	11:20.25	11	13:32.12	11	15:43.52	11	17:57.25	11	20:10.01	11	22:20.73
11	2:26.62	5	4:44.13	5	7:01.66	5	9:17.96	5	11:33.69	5	13:50.20	5	16:04.67	5	18:19.18	5	20:32.60	5	22:45.12
22	2:27.68	22	4:46.21	22	7:02.88	22	9:18.99	22	11:36.01	22	13:51.40	22	16:05.83	22	18:20.30	22	20:33.69	22	22:46.21
12	2:34.47	12	4:58.14	38	7:20.02	38	9:38.58	38	11:59.42	38	14:19.26	38	16:37.88	12	19:19.60	12	21:39.12		
38	2:34.84	38	5:00.03	12	7:34.71	12	9:58.01	12	12:18.90	12	14:39.33	12	16:59.61						



# The Vintage Sports-Car Club

## RACE 4 – HANDICAP RACE FOR PRE-WAR CARS (VSCC SET 6)

### RESULT

Pl	No	Cl	Name	Car	Laps	Time	Behind	MPH	Best Lap on	MPH
1	60		Nick HAYWARD-COOK	Austin 7 Monoposto	5	11:35.28		56.26	2:15.27	4 57.83
2	110		Geoff TOMS	Fiat 508S	5	11:37.51	2.23	56.08	2:16.92	5 57.13
3	18		Duncan WOOD	Morgan Super Aero	5	11:44.85	9.57	55.49	2:01.09	2 64.60
4	48		Jeffrey EDWARDS	Alvis Sports Special	5	11:52.32	17.04	54.91	2:14.91	4 57.99
5	29		Richard ILIFFE	Riley Kestrel 12/4 Special	5	11:52.89	17.61	54.87	2:14.61	2 58.11
6	35		Mark BRETT	Ballamy-Ford (LMB) V8	5	11:53.13	17.85	54.85	2:14.26	2 58.27
7	42		Mark ELDER	Austin Sports Special	5	11:58.32	23.04	54.45	2:15.89	3 57.57
8	30		Simon STOKES	Riley Treen	5	11:58.83	23.55	54.41	2:11.27	3 59.59
9	83		David SPENCE	Austin 7 Special	5	12:00.03	24.75	54.32	2:47.72	4 46.64
10	93		William HILDYARD	Frazer Nash Super Sports	5	12:02.18	26.90	54.16	2:10.13	4 60.12
11	55		David DANIELS	Riley Grebe Replica	5	12:02.23	26.95	54.16	2:20.99	5 55.48
12	106		Julian GRIMWADE	Frazer Nash Norris Special	5	12:05.21	29.93	53.93	2:07.44	5 61.38
13	49		Richard LAKE	Aston Martin 15/98 Speed	5	12:05.51	30.23	53.91	2:18.99	2 56.28
14	198		Tony SEBER	Wolseley Hornet Special	5	12:14.28	39.00	53.27	2:14.00	3 58.38
15	44		Andy BUSH	Riley TT Sprite Replica	5	12:27.98	52.70	52.29	2:15.03	4 57.93

### AWARDS

#### Winner

	60	Nick HAYWARD-COOK	Austin 7 Monoposto
2 <sup>nd</sup>	110	Geoff TOMS	Fiat 508S
3 <sup>rd</sup>	18	Duncan WOOD	Morgan Super Aero
4 <sup>th</sup>	48	Jeffrey EDWARDS	Alvis Sports Special

# HANDICAP RACE FOR PRE-WAR CARS (VSCC SET 6)

## LAP TIMES - RACE 4

<b>18</b>	<b>Duncan WOOD</b>										
	<b>Lap</b>	<b>1</b>	<b>2</b>	<b>3</b>	<b>4</b>	<b>5</b>	<b>6</b>	<b>7</b>	<b>8</b>	<b>9</b>	<b>10</b>
	1	3:29.71	2:01.09	2:02.86	2:07.78	2:03.41					
<b>29</b>	<b>Richard ILIFFE</b>										
	<b>Lap</b>	<b>1</b>	<b>2</b>	<b>3</b>	<b>4</b>	<b>5</b>	<b>6</b>	<b>7</b>	<b>8</b>	<b>9</b>	<b>10</b>
	1	2:52.04	2:14.61	2:15.13	2:15.02	2:16.09					
<b>30</b>	<b>Simon STOKES</b>										
	<b>Lap</b>	<b>1</b>	<b>2</b>	<b>3</b>	<b>4</b>	<b>5</b>	<b>6</b>	<b>7</b>	<b>8</b>	<b>9</b>	<b>10</b>
	1	3:05.72	2:12.88	2:11.27	2:12.56	2:16.40					
<b>35</b>	<b>Mark BRETT</b>										
	<b>Lap</b>	<b>1</b>	<b>2</b>	<b>3</b>	<b>4</b>	<b>5</b>	<b>6</b>	<b>7</b>	<b>8</b>	<b>9</b>	<b>10</b>
	1	2:52.79	2:14.26	2:15.24	2:14.75	2:16.09					
<b>42</b>	<b>Mark ELDER</b>										
	<b>Lap</b>	<b>1</b>	<b>2</b>	<b>3</b>	<b>4</b>	<b>5</b>	<b>6</b>	<b>7</b>	<b>8</b>	<b>9</b>	<b>10</b>
	1	2:47.47	2:18.96	2:15.89	2:18.93	2:17.07					
<b>44</b>	<b>Andy BUSH</b>										
	<b>Lap</b>	<b>1</b>	<b>2</b>	<b>3</b>	<b>4</b>	<b>5</b>	<b>6</b>	<b>7</b>	<b>8</b>	<b>9</b>	<b>10</b>
	1	2:52.71	2:28.97	2:18.63	2:15.03	2:32.64					
<b>48</b>	<b>Jeffrey EDWARDS</b>										
	<b>Lap</b>	<b>1</b>	<b>2</b>	<b>3</b>	<b>4</b>	<b>5</b>	<b>6</b>	<b>7</b>	<b>8</b>	<b>9</b>	<b>10</b>
	1	2:44.76	2:20.73	2:16.00	2:14.91	2:15.92					
<b>49</b>	<b>Richard LAKE</b>										
	<b>Lap</b>	<b>1</b>	<b>2</b>	<b>3</b>	<b>4</b>	<b>5</b>	<b>6</b>	<b>7</b>	<b>8</b>	<b>9</b>	<b>10</b>
	1	2:47.04	2:18.99	2:20.27	2:19.08	2:20.13					
<b>55</b>	<b>David DANIELS</b>										
	<b>Lap</b>	<b>1</b>	<b>2</b>	<b>3</b>	<b>4</b>	<b>5</b>	<b>6</b>	<b>7</b>	<b>8</b>	<b>9</b>	<b>10</b>
	1	2:32.37	2:21.93	2:22.68	2:24.26	2:20.99					
<b>60</b>	<b>Nick HAYWARD-COOK</b>										
	<b>Lap</b>	<b>1</b>	<b>2</b>	<b>3</b>	<b>4</b>	<b>5</b>	<b>6</b>	<b>7</b>	<b>8</b>	<b>9</b>	<b>10</b>
	1	2:28.32	2:17.70	2:17.55	2:15.27	2:16.44					
<b>83</b>	<b>David SPENCE</b>										
	<b>Lap</b>	<b>1</b>	<b>2</b>	<b>3</b>	<b>4</b>	<b>5</b>	<b>6</b>	<b>7</b>	<b>8</b>	<b>9</b>	<b>10</b>
	1	3:35.21		2:48.50	2:47.72	2:48.60					
<b>93</b>	<b>William HILDYARD</b>										
	<b>Lap</b>	<b>1</b>	<b>2</b>	<b>3</b>	<b>4</b>	<b>5</b>	<b>6</b>	<b>7</b>	<b>8</b>	<b>9</b>	<b>10</b>
	1	3:10.95	2:15.00	2:11.67	2:10.13	2:14.43					
<b>106</b>	<b>Julian GRIMWADE</b>										
	<b>Lap</b>	<b>1</b>	<b>2</b>	<b>3</b>	<b>4</b>	<b>5</b>	<b>6</b>	<b>7</b>	<b>8</b>	<b>9</b>	<b>10</b>
	1	3:34.22	2:07.75	2:08.13	2:07.67	2:07.44					



---

**110 Geoff TOMS**

<b>Lap</b>	<b>1</b>	<b>2</b>	<b>3</b>	<b>4</b>	<b>5</b>	<b>6</b>	<b>7</b>	<b>8</b>	<b>9</b>	<b>10</b>
1	2:27.24	2:18.22	2:17.66	2:17.47	2:16.92					

---

**198 Tony SEBER**

<b>Lap</b>	<b>1</b>	<b>2</b>	<b>3</b>	<b>4</b>	<b>5</b>	<b>6</b>	<b>7</b>	<b>8</b>	<b>9</b>	<b>10</b>
1	3:09.43	2:17.62	2:14.00	2:15.10	2:18.13					

# Lap Chart

## HANDICAP RACE FOR PRE-WAR CARS (VSCC SET 6) - RACE 4

Lap 1		Lap 2		Lap 3		Lap 4		Lap 5		Lap 6		Lap 7		Lap 8		Lap 9		Lap 10	
No	Time	No	Time	No	Time	No	Time	No	Time	No	Time	No	Time	No	Time	No	Time	No	Time
110	2:27.24	110	4:45.46	83	6:23.71	83	9:11.43	60	11:35.28										
60	2:28.32	60	4:46.02	110	7:03.12	60	9:18.84	110	11:37.51										
55	2:32.37	55	4:54.30	60	7:03.57	110	9:20.59	18	11:44.85										
48	2:44.76	48	5:05.49	55	7:16.98	48	9:36.40	48	11:52.32										
49	2:47.04	49	5:06.03	48	7:21.49	29	9:36.80	29	11:52.89										
42	2:47.47	42	5:06.43	29	7:21.78	35	9:37.04	35	11:53.13										
29	2:52.04	29	5:06.65	35	7:22.29	55	9:41.24	42	11:58.32										
44	2:52.71	35	5:07.05	42	7:22.32	42	9:41.25	30	11:58.83										
35	2:52.79	30	5:18.60	49	7:26.30	18	9:41.44	83	12:00.03										
30	3:05.72	44	5:21.68	30	7:29.87	30	9:42.43	93	12:02.18										
198	3:09.43	93	5:25.95	18	7:33.66	49	9:45.38	55	12:02.23										
93	3:10.95	198	5:27.05	93	7:37.62	93	9:47.75	106	12:05.21										
18	3:29.71	18	5:30.80	44	7:40.31	44	9:55.34	49	12:05.51										
106	3:34.22	106	5:41.97	198	7:41.05	198	9:56.15	198	12:14.28										
83	3:35.21			106	7:50.10	106	9:57.77	44	12:27.98										



## The Vintage Sports-Car Club

### RACE 5 – WILLIAMS TROPHY RACE FOR PRE-1935 TWO SEATER GRAND PRIX CARS

#### RESULT

Pl	No	Cl	Name	Car	Laps	Time	Behind	MPH	Best Lap on	MPH	Handicap
1	107		Timothy DUTTON	Bugatti T51A	8	16:25.32		63.51	2:01.16	5	64.57
2	4		Stephen SHOOSMITH	Bugatti T51	8	16:26.33	1.01	63.45	2:01.28	7	64.50
3	108		Charles KNILL-JONES	Bugatti T51	8	16:35.56	10.24	62.86	2:02.27	4	63.98
4	101		Simon DIFFEY	Bugatti T51	8	17:07.04	41.72	60.93	2:05.37	7	62.40 24.08 *
5	14		Chris HUDSON	Bugatti T35B	8	17:07.20	41.88	60.93	2:03.90	7	63.14 36.00
6	87		Edmund BURGESS	Bugatti T13 Brescia	7	18:25.44	1 Lap	49.54	2:32.11	7	51.43 40.67

#### AWARDS

##### Race Winner, Winner of the Williams Monaco & Bruton Trophies

107	Timothy DUTTON	Bugatti T51A
2 <sup>nd</sup>	4 Stephen SHOOSMITH	Bugatti T51
3 <sup>rd</sup>	108 Charles KNILL-JONES	Bugatti T51

##### Winner of the Kenneth Bear Trophy

14	Chris HUDSON	Bugatti T35B
----	--------------	--------------

##### First on Handicap

101	Simon DIFFEY	Bugatti T51
-----	--------------	-------------

#### SPONSORED BY


**BUGATTI**  
Specialists

*Ivan Dutton Ltd*

Three Generations One Vision



# RACE GRID




## PRE-1935 TWO SEATER GRAND PRIX CARS

### RACE 5

ROW 6		
ROW 5		<b>74</b> 03:05.210 Philip BEWLEY
ROW 4	<b>82</b> 02:55.070 Michael WARD	<b>87</b> 02:51.790 Edmund BURGESS
ROW 3	<b>14</b> 02:24.900 Chris HUDSON	<b>101</b> 02:24.610 Simon DIFFEY
ROW 2	<b>108</b> 02:17.150 Charles KNILL-JONES	<b>4</b> 02:17.140 Stephen SHOOSMITH
ROW 1	<b>23</b> 02:15.950 Andrew SMITH	<b>107</b> 02:15.350 Timothy DUTTON

POLE



# PRE-1935 TWO SEATER GRAND PRIX CARS

## LAP TIMES - RACE 5

---

<b>4</b>	<b>Stephen SHOOSMITH</b>										
	<b>Lap</b>	<b>1</b>	<b>2</b>	<b>3</b>	<b>4</b>	<b>5</b>	<b>6</b>	<b>7</b>	<b>8</b>	<b>9</b>	<b>10</b>
	1	2:09.18	2:04.31	2:02.68	2:02.87	2:01.70	2:02.69	2:01.28	2:01.62		

---

<b>14</b>	<b>Chris HUDSON</b>										
	<b>Lap</b>	<b>1</b>	<b>2</b>	<b>3</b>	<b>4</b>	<b>5</b>	<b>6</b>	<b>7</b>	<b>8</b>	<b>9</b>	<b>10</b>
	1	2:15.49	2:06.35	2:08.31	2:07.98	2:11.11	2:07.10	2:03.90	2:06.96		

---

<b>82</b>	<b>Michael WARD</b>										
	<b>Lap</b>	<b>1</b>	<b>2</b>	<b>3</b>	<b>4</b>	<b>5</b>	<b>6</b>	<b>7</b>	<b>8</b>	<b>9</b>	<b>10</b>
	1	2:47.50	2:40.90	2:55.51							

---

<b>87</b>	<b>Edmund BURGESS</b>										
	<b>Lap</b>	<b>1</b>	<b>2</b>	<b>3</b>	<b>4</b>	<b>5</b>	<b>6</b>	<b>7</b>	<b>8</b>	<b>9</b>	<b>10</b>
	1	2:57.52	2:36.61	2:35.82	2:35.95	2:34.34	2:33.09	2:32.11			

---

<b>101</b>	<b>Simon DIFFEY</b>										
	<b>Lap</b>	<b>1</b>	<b>2</b>	<b>3</b>	<b>4</b>	<b>5</b>	<b>6</b>	<b>7</b>	<b>8</b>	<b>9</b>	<b>10</b>
	1	2:12.64	2:10.20	2:07.23	2:07.89	2:10.78	2:07.44	2:05.37	2:05.49		

---

<b>107</b>	<b>Timothy DUTTON</b>										
	<b>Lap</b>	<b>1</b>	<b>2</b>	<b>3</b>	<b>4</b>	<b>5</b>	<b>6</b>	<b>7</b>	<b>8</b>	<b>9</b>	<b>10</b>
	1	2:08.44	2:04.09	2:03.00	2:03.07	2:01.16	2:02.78	2:01.26	2:01.52		

---

<b>108</b>	<b>Charles KNILL-JONES</b>										
	<b>Lap</b>	<b>1</b>	<b>2</b>	<b>3</b>	<b>4</b>	<b>5</b>	<b>6</b>	<b>7</b>	<b>8</b>	<b>9</b>	<b>10</b>
	1	2:11.04	2:03.36	2:03.18	2:02.27	2:03.09	2:02.56	2:06.25	2:03.81		

---



## The Vintage Sports-Car Club

### RACE 6 – MELVILLE TROPHY RACE FOR SPECIAL PRE-WAR SPORTS CARS (VSCC SET 4) & SCRATCH RACE FOR PRE-WAR CARS (VSCC SET 5)

#### RESULT

Pl	No	Cl	Name	Car	Laps	Time	Behind	MPH	Best Lap on	MPH	Handicap
1	25	M	Luke ROBERTS	Frazer Nash Sports	6	12:57.57		60.36	2:06.91	3	61.64
2	39	B	Andrew KELLOCK	Fiat AC	6	13:04.78	7.21	59.81	2:06.81	4	61.69
3	34	M	Jo BLAKENEY-EDWARDS	Frazer Nash Shelsley	6	13:08.31	10.74	59.54	2:08.91	3	60.68
4	29	M	Richard ILIFFE	Riley Kestrel 12/4 Special	6	13:09.39	11.82	59.46	2:09.09	3	60.60 14.85
5	66	A	Paul LAWRENCE	Austin 7 Ulster Special	6	13:18.15	20.58	58.81	2:10.30	4	60.04 16.35
6	42	A	Mark ELDER	Austin Sports Special	6	13:23.31	25.74	58.43	2:11.05	2	59.69 17.01
7	48	M	Jeffrey EDWARDS	Alvis Sports Special	6	13:26.46	28.89	58.20	2:10.54	4	59.93 23.22
8	49	B	Richard LAKE	Aston Martin 15/98 Speed	6	13:28.44	30.87	58.06	2:11.14	4	59.65 21.60
9	46	M	David WYLIE	Frazer Nash AC	6	13:35.88	38.31	57.53	2:13.38	5	58.65 15.60
10	55	M	David DANIELS	Riley Grebe Replica	6	14:02.25	1:04.68	55.73	2:16.45	2	57.33 23.55
11	64	B	Simon KELLEWAY	Riley Sprite 12/4	6	14:07.28	1:09.71	55.40	2:17.13	3	57.05 24.50
12	62	A	Simon FROST	Austin 7 Special	6	14:19.63	1:22.06	54.60	2:20.20	5	55.80 18.43
13	77	B	Michael NEW	Riley 12/4	6	14:44.48	1:46.91	53.07	2:23.03	6	54.69 26.30
14	98	C	David SEBER	Wolseley Hornet Special	6	14:56.20	1:58.63	52.37	2:23.08	3	54.67 37.72
15	68	B	David SAXL	Riley 12/4 Special	6	15:06.06	2:08.49	51.80	2:27.08	3	53.19 23.58
16	94	A	Hugh BIRLEY	Austin 7 Ulster	6	15:15.92	2:18.35	51.25	2:29.41	4	52.36 19.46
17	71	A	David ASPLIN	Austin 7 Ulster Replica	5	13:05.67	1 Lap	49.78	2:32.60	2	51.26 22.67
18	84	B	Roland WOODTLI	Riley 15/6 Special	5	13:09.35	1 Lap	49.55	2:32.34	3	51.35 27.65
19	81	B	Ian FYFE	Alvis 12/70 Special	5	14:04.75	1 Lap	46.30	2:44.97	2	47.42 19.90

#### MELVILLE TROPHY AWARDS

##### Race Winner, Winner of the Melville Trophy & 1<sup>st</sup> Car 1101-2000cc

1 <sup>st</sup>	25	M	Luke ROBERTS	Frazer Nash Sports
2 <sup>nd</sup>	34	M	Jo BLAKENEY-EDWARDS	Frazer Nash Shelsley
3 <sup>rd</sup>	29	M	Richard ILIFFE	Riley Kestrel 12/4 Special

##### Other Capacity Class Winners

48	M	Jeffrey EDWARDS	Alvis Sports Special	(1 <sup>st</sup> Car over 3000cc)
----	---	-----------------	----------------------	-----------------------------------

##### First Vintage Car

46	M	David WYLIE	Frazer Nash AC
----	---	-------------	----------------

##### First on Handicap

55	M	David DANIELS	Riley Grebe Replica
----	---	---------------	---------------------

## SCRATCH RACE AWARDS

### Race Winner & 1<sup>st</sup> Class B

39 B Andrew KELLOCK

2<sup>nd</sup> 66 A Paul LAWRENCE

3<sup>rd</sup> 42 A Mark ELDER

Fiat AC

Austin 7 Ulster Special (& 1<sup>st</sup> Class A)

Austin Sports Special

### First VSCC 'Standard' Car

49 B Richard LAKE

Aston Martin 15/98 Speed

### Other Capacity Class Winners

98 C David SEBER

Wolseley Hornet Special (1<sup>st</sup> Class C)

### First on Handicap

62 A Simon FROST

Austin 7 Special

# Lap Chart

## PRE-1935 TWO SEATER GRAND PRIX CARS - RACE 5

Lap 1		Lap 2		Lap 3		Lap 4		Lap 5		Lap 6		Lap 7		Lap 8		Lap 9		Lap 10	
No	Time	No	Time	No	Time	No	Time	No	Time	No	Time	No	Time	No	Time	No	Time	No	Time
107	2:08.44	107	4:12.53	107	6:15.53	107	8:18.60	107	10:19.76	107	12:22.54	107	14:23.80	107	16:25.32				
4	2:09.18	4	4:13.49	4	6:16.17	4	8:19.04	4	10:20.74	4	12:23.43	4	14:24.71	4	16:26.33				
108	2:11.04	108	4:14.40	108	6:17.58	108	8:19.85	108	10:22.94	108	12:25.50	108	14:31.75	108	16:35.56				
101	2:12.64	14	4:21.84	101	6:30.07	82	8:23.91 *1	87	10:45.90 *1	101	12:56.18	14	15:00.24	101	17:07.04				
14	2:15.49	101	4:22.84	14	6:30.15	101	8:37.96	101	10:48.74	14	12:56.34	101	15:01.55	14	17:07.20				
82	2:47.50	82	5:28.40	87	8:09.95	14	8:38.13	14	10:49.24	87	13:20.24 *1	87	15:53.33 *1	87	18:25.44 *1				
87	2:57.52	87	5:34.13																





## The Vintage Sports-Car Club

### RACE 6 – MELVILLE TROPHY RACE FOR SPECIAL PRE-WAR SPORTS CARS (VSCC SET 4) & SCRATCH RACE FOR PRE-WAR CARS (VSCC SET 5)

#### RESULT

Pl	No	Cl	Name	Car	Laps	Time	Behind	MPH	Best Lap on	MPH	Handicap
1	25	M	Luke ROBERTS	Frazer Nash Sports	6	12:57.57		60.36	2:06.91	3	61.64
2	39	B	Andrew KELLOCK	Fiat AC	6	13:04.78	7.21	59.81	2:06.81	4	61.69
3	34	M	Jo BLAKENEY-EDWARDS	Frazer Nash Shelsley	6	13:08.31	10.74	59.54	2:08.91	3	60.68
4	29	M	Richard ILIFFE	Riley Kestrel 12/4 Special	6	13:09.39	11.82	59.46	2:09.09	3	60.60 14.85
5	66	A	Paul LAWRENCE	Austin 7 Ulster Special	6	13:18.15	20.58	58.81	2:10.30	4	60.04 16.35
6	42	A	Mark ELDER	Austin Sports Special	6	13:23.31	25.74	58.43	2:11.05	2	59.69 17.01
7	48	M	Jeffrey EDWARDS	Alvis Sports Special	6	13:26.46	28.89	58.20	2:10.54	4	59.93 23.22
8	49	B	Richard LAKE	Aston Martin 15/98 Speed	6	13:28.44	30.87	58.06	2:11.14	4	59.65 21.60
9	46	M	David WYLIE	Frazer Nash AC	6	13:35.88	38.31	57.53	2:13.38	5	58.65 15.60
10	55	M	David DANIELS	Riley Grebe Replica	6	14:02.25	1:04.68	55.73	2:16.45	2	57.33 23.55
11	64	B	Simon KELLEWAY	Riley Sprite 12/4	6	14:07.28	1:09.71	55.40	2:17.13	3	57.05 24.50
12	62	A	Simon FROST	Austin 7 Special	6	14:19.63	1:22.06	54.60	2:20.20	5	55.80 18.43
13	77	B	Michael NEW	Riley 12/4	6	14:44.48	1:46.91	53.07	2:23.03	6	54.69 26.30
14	98	C	David SEBER	Wolseley Hornet Special	6	14:56.20	1:58.63	52.37	2:23.08	3	54.67 37.72
15	68	B	David SAXL	Riley 12/4 Special	6	15:06.06	2:08.49	51.80	2:27.08	3	53.19 23.58
16	94	A	Hugh BIRLEY	Austin 7 Ulster	6	15:15.92	2:18.35	51.25	2:29.41	4	52.36 19.46
17	71	A	David ASPLIN	Austin 7 Ulster Replica	5	13:05.67	1 Lap	49.78	2:32.60	2	51.26 22.67
18	84	B	Roland WOODTLI	Riley 15/6 Special	5	13:09.35	1 Lap	49.55	2:32.34	3	51.35 27.65
19	81	B	Ian FYFE	Alvis 12/70 Special	5	14:04.75	1 Lap	46.30	2:44.97	2	47.42 19.90

#### MELVILLE TROPHY AWARDS

##### Race Winner, Winner of the Melville Trophy & 1<sup>st</sup> Car 1101-2000cc

1 <sup>st</sup>	25	M	Luke ROBERTS	Frazer Nash Sports
2 <sup>nd</sup>	34	M	Jo BLAKENEY-EDWARDS	Frazer Nash Shelsley
3 <sup>rd</sup>	29	M	Richard ILIFFE	Riley Kestrel 12/4 Special

##### Other Capacity Class Winners

48	M	Jeffrey EDWARDS	Alvis Sports Special	(1 <sup>st</sup> Car over 3000cc)
----	---	-----------------	----------------------	-----------------------------------

##### First Vintage Car

46	M	David WYLIE	Frazer Nash AC
----	---	-------------	----------------

##### First on Handicap

55	M	David DANIELS	Riley Grebe Replica
----	---	---------------	---------------------

## SCRATCH RACE AWARDS

### Race Winner & 1<sup>st</sup> Class B

39 B Andrew KELLOCK	Fiat AC	
2 <sup>nd</sup> 66 A Paul LAWRENCE	Austin 7 Ulster Special	(& 1 <sup>st</sup> Class A)
3 <sup>rd</sup> 42 A Mark ELDER	Austin Sports Special	

### First VSCC 'Standard' Car

49 B Richard LAKE	Aston Martin 15/98 Speed
-------------------	--------------------------

### Other Capacity Class Winners


98 C David SEBER	Wolseley Hornet Special	(1 <sup>st</sup> Class C)
------------------	-------------------------	---------------------------

### First on Handicap

62 A Simon FROST	Austin 7 Special
------------------	------------------




# RACE GRID



## PRE-WAR SPORTS CARS & PRE-WAR CARS (VSCC SET 4 & 5)

### RACE 6

ROW 12			
ROW 11			<b>68</b> 02:44.600 David SAXL
ROW 10	<b>77</b> 02:43.150 Michael NEW		<b>84</b> 02:58.890 Roland WOODTLI
ROW 9		<b>83</b> 02:58.690 David SPENCE	<b>81</b> 02:58.490 Ian FYFE
ROW 8	<b>71</b> 02:52.340 David ASPLIN		<b>94</b> 02:46.560 Hugh BIRLEY
ROW 7		<b>49</b> 02:42.670 Richard LAKE	<b>55</b> 02:42.380 David DANIELS
ROW 6	<b>60</b> 02:38.400 Nick HAYWARD-COOK		<b>64</b> 02:37.680 Simon KELLEWAY
ROW 5		<b>48</b> 02:36.620 Jeffrey EDWARDS	<b>98</b> 02:33.700 David SEBER
ROW 4	<b>42</b> 02:32.320 Mark ELDER		<b>62</b> 02:32.290 Simon FROST
ROW 3		<b>66</b> 02:31.330 Paul LAWRENCE	<b>25</b> 02:28.800 Luke ROBERTS
ROW 2	<b>29</b> 02:27.290 Richard ILIFFE		<b>46</b> 02:24.670 David WYLIE
ROW 1		<b>39</b> 02:22.700 Andrew KELLOCK	<b>34</b> 02:21.250 Jo BLAKENEY-EDWARD
<b>POLE</b>			



# PRE-WAR SPORTS CARS & PRE-WAR CARS (VSCC SET 4 & 5)

## LAP TIMES - RACE 6

<b>25</b>	<b>Luke ROBERTS</b>										
	<b>Lap</b>	<b>1</b>	<b>2</b>	<b>3</b>	<b>4</b>	<b>5</b>	<b>6</b>	<b>7</b>	<b>8</b>	<b>9</b>	<b>10</b>
	1	2:17.20	2:07.44	2:06.91	2:08.70	2:08.92	2:08.40				
<b>29</b>	<b>Richard ILIFFE</b>										
	<b>Lap</b>	<b>1</b>	<b>2</b>	<b>3</b>	<b>4</b>	<b>5</b>	<b>6</b>	<b>7</b>	<b>8</b>	<b>9</b>	<b>10</b>
	1	2:18.72	2:10.07	2:09.09	2:09.44	2:11.07	2:11.00				
<b>34</b>	<b>Jo BLAKENEY-EDWARDS</b>										
	<b>Lap</b>	<b>1</b>	<b>2</b>	<b>3</b>	<b>4</b>	<b>5</b>	<b>6</b>	<b>7</b>	<b>8</b>	<b>9</b>	<b>10</b>
	1		4:27.14	2:08.91	2:10.03	2:10.48	2:11.75				
<b>39</b>	<b>Andrew KELLOCK</b>										
	<b>Lap</b>	<b>1</b>	<b>2</b>	<b>3</b>	<b>4</b>	<b>5</b>	<b>6</b>	<b>7</b>	<b>8</b>	<b>9</b>	<b>10</b>
	1	2:18.14	2:09.76	2:08.93	2:06.81	2:09.63	2:11.51				
<b>42</b>	<b>Mark ELDER</b>										
	<b>Lap</b>	<b>1</b>	<b>2</b>	<b>3</b>	<b>4</b>	<b>5</b>	<b>6</b>	<b>7</b>	<b>8</b>	<b>9</b>	<b>10</b>
	1	2:23.15	2:11.05	2:11.95	2:12.27	2:12.98	2:11.91				
<b>46</b>	<b>David WYLIE</b>										
	<b>Lap</b>	<b>1</b>	<b>2</b>	<b>3</b>	<b>4</b>	<b>5</b>	<b>6</b>	<b>7</b>	<b>8</b>	<b>9</b>	<b>10</b>
	1	2:24.82	2:15.56	2:14.10	2:13.42	2:13.38	2:14.60				
<b>48</b>	<b>Jeffrey EDWARDS</b>										
	<b>Lap</b>	<b>1</b>	<b>2</b>	<b>3</b>	<b>4</b>	<b>5</b>	<b>6</b>	<b>7</b>	<b>8</b>	<b>9</b>	<b>10</b>
	1	2:26.59	2:12.48	2:12.29	2:10.54	2:12.66	2:11.90				
<b>49</b>	<b>Richard LAKE</b>										
	<b>Lap</b>	<b>1</b>	<b>2</b>	<b>3</b>	<b>4</b>	<b>5</b>	<b>6</b>	<b>7</b>	<b>8</b>	<b>9</b>	<b>10</b>
	1	2:28.46	2:12.89	2:11.93	2:11.14	2:11.47	2:12.55				
<b>55</b>	<b>David DANIELS</b>										
	<b>Lap</b>	<b>1</b>	<b>2</b>	<b>3</b>	<b>4</b>	<b>5</b>	<b>6</b>	<b>7</b>	<b>8</b>	<b>9</b>	<b>10</b>
	1	2:32.94	2:16.45	2:16.70	2:17.96	2:18.29	2:19.91				
<b>60</b>	<b>Nick HAYWARD-COOK</b>										
	<b>Lap</b>	<b>1</b>	<b>2</b>	<b>3</b>	<b>4</b>	<b>5</b>	<b>6</b>	<b>7</b>	<b>8</b>	<b>9</b>	<b>10</b>
	1	2:30.56	2:11.84	2:12.77							
<b>62</b>	<b>Simon FROST</b>										
	<b>Lap</b>	<b>1</b>	<b>2</b>	<b>3</b>	<b>4</b>	<b>5</b>	<b>6</b>	<b>7</b>	<b>8</b>	<b>9</b>	<b>10</b>
	1	2:33.68	2:22.26	2:21.05	2:22.15	2:20.20	2:20.29				
<b>64</b>	<b>Simon KELLEWAY</b>										
	<b>Lap</b>	<b>1</b>	<b>2</b>	<b>3</b>	<b>4</b>	<b>5</b>	<b>6</b>	<b>7</b>	<b>8</b>	<b>9</b>	<b>10</b>
	1	2:29.86	2:18.45	2:17.13	2:17.58	2:19.22	2:25.04				
<b>66</b>	<b>Paul LAWRENCE</b>										
	<b>Lap</b>	<b>1</b>	<b>2</b>	<b>3</b>	<b>4</b>	<b>5</b>	<b>6</b>	<b>7</b>	<b>8</b>	<b>9</b>	<b>10</b>
	1	2:22.75	2:11.41	2:11.35	2:10.30	2:11.68	2:10.66				

<b>68</b>	<b>David SAXL</b>										
	<b>Lap</b>	<b>1</b>	<b>2</b>	<b>3</b>	<b>4</b>	<b>5</b>	<b>6</b>	<b>7</b>	<b>8</b>	<b>9</b>	<b>10</b>
	1	2:43.13	2:28.66	2:27.08	2:30.36	2:28.91	2:27.92				
<b>71</b>	<b>David ASPLIN</b>										
	<b>Lap</b>	<b>1</b>	<b>2</b>	<b>3</b>	<b>4</b>	<b>5</b>	<b>6</b>	<b>7</b>	<b>8</b>	<b>9</b>	<b>10</b>
	1	2:45.47	2:32.60	2:34.01	2:37.40	2:36.19					
<b>77</b>	<b>Michael NEW</b>										
	<b>Lap</b>	<b>1</b>	<b>2</b>	<b>3</b>	<b>4</b>	<b>5</b>	<b>6</b>	<b>7</b>	<b>8</b>	<b>9</b>	<b>10</b>
	1	2:40.36	2:28.66	2:23.10	2:24.44	2:24.89	2:23.03				
<b>81</b>	<b>Ian FYFE</b>										
	<b>Lap</b>	<b>1</b>	<b>2</b>	<b>3</b>	<b>4</b>	<b>5</b>	<b>6</b>	<b>7</b>	<b>8</b>	<b>9</b>	<b>10</b>
	1	2:58.15	2:44.97	2:45.47	2:47.48	2:48.68					
<b>83</b>	<b>David SPENCE</b>										
	<b>Lap</b>	<b>1</b>	<b>2</b>	<b>3</b>	<b>4</b>	<b>5</b>	<b>6</b>	<b>7</b>	<b>8</b>	<b>9</b>	<b>10</b>
	1	3:01.35	2:46.60	2:47.76							
<b>84</b>	<b>Roland WOODTLI</b>										
	<b>Lap</b>	<b>1</b>	<b>2</b>	<b>3</b>	<b>4</b>	<b>5</b>	<b>6</b>	<b>7</b>	<b>8</b>	<b>9</b>	<b>10</b>
	1	2:49.93	2:35.52	2:32.34	2:33.71	2:37.85					
<b>94</b>	<b>Hugh BIRLEY</b>										
	<b>Lap</b>	<b>1</b>	<b>2</b>	<b>3</b>	<b>4</b>	<b>5</b>	<b>6</b>	<b>7</b>	<b>8</b>	<b>9</b>	<b>10</b>
	1	2:39.49	2:32.95	2:30.10	2:29.41	2:32.03	2:31.94				
<b>98</b>	<b>David SEBER</b>										
	<b>Lap</b>	<b>1</b>	<b>2</b>	<b>3</b>	<b>4</b>	<b>5</b>	<b>6</b>	<b>7</b>	<b>8</b>	<b>9</b>	<b>10</b>
	1	2:38.45	2:26.41	2:23.08	2:24.10	2:29.29	2:34.87				

# Lap Chart

## PRE-WAR SPORTS CARS & PRE-WAR CARS (VSCC SET 4 & 5) - RACE 6

Lap 1		Lap 2		Lap 3		Lap 4		Lap 5		Lap 6		Lap 7		Lap 8		Lap 9		Lap 10	
No	Time	No	Time	No	Time	No	Time	No	Time	No	Time	No	Time	No	Time	No	Time	No	Time
25	2:17.20	25	4:24.64	25	6:31.55	25	8:40.25	25	10:49.17	25	12:57.57								
39	2:18.14	34	4:27.14	34	6:36.05	39	8:43.64	39	10:53.27	39	13:04.78								
29	2:18.72	39	4:27.90	39	6:36.83	34	8:46.08	34	10:56.56	71	13:05.67 *1								
66	2:22.75	29	4:28.79	29	6:37.88	29	8:47.32	29	10:58.39	34	13:08.31								
42	2:23.15	66	4:34.16	66	6:45.51	66	8:55.81	66	11:07.49	84	13:09.35 *1								
46	2:24.82	42	4:34.20	42	6:46.15	42	8:58.42	42	11:11.40	29	13:09.39								
48	2:26.59	48	4:39.07	48	6:51.36	48	9:01.90	48	11:14.56	66	13:18.15								
49	2:28.46	46	4:40.38	49	6:53.28	49	9:04.42	49	11:15.89	42	13:23.31								
64	2:29.86	49	4:41.35	46	6:54.48	46	9:07.90	81	11:16.07 *1	48	13:26.46								
60	2:30.56	60	4:42.40	60	6:55.17	64	9:23.02	46	11:21.28	49	13:28.44								
55	2:32.94	64	4:48.31	64	7:05.44	55	9:24.05	64	11:42.24	46	13:35.88								
62	2:33.68	55	4:49.39	55	7:06.09	62	9:39.14	55	11:42.34	55	14:02.25								
98	2:38.45	62	4:55.94	62	7:16.99	98	9:52.04	62	11:59.34	81	14:04.75 *1								
94	2:39.49	98	5:04.86	98	7:27.94	77	9:56.56	98	12:21.33	64	14:07.28								
77	2:40.36	77	5:09.02	77	7:32.12	68	10:09.23	77	12:21.45	62	14:19.63								
68	2:43.13	68	5:11.79	68	7:38.87	94	10:11.95	68	12:38.14	77	14:44.48								
71	2:45.47	94	5:12.44	94	7:42.54	71	10:29.48	94	12:43.98	98	14:56.20								
84	2:49.93	71	5:18.07	71	7:52.08	84	10:31.50			68	15:06.06								
81	2:58.15	84	5:25.45	84	7:57.79					94	15:15.92								
83	3:01.35	81	5:43.12	81	8:28.59														
		83	5:47.95	83	8:35.71														



# The Vintage Sports-Car Club

## RACE 7 – GEOGHEGAN TROPHY RACE FOR STANDARD & MODIFIED PRE-WAR SPORTS CARS (VSCC SET 3)

### RESULT

Pl	No	Cl	Name	Car	Laps	Time	Behind	MPH	Best Lap on	MPH	Handicap
1	193		Charles GILLETT	Frazer Nash Super Sports	6	12:23.82		63.10	2:00.25	5	65.05
2	22		William MAHANY	HRG Le Mans Model	6	12:28.93	5.11	62.67	2:01.73	5	64.26
3	21		Andrew MITCHELL	HRG 1 ½ Litre	6	12:46.11	22.29	61.27	2:04.21	4	62.98
4	111		Michael GRANT PETERKIN	Frazer Nash Super Sports	6	12:47.58	23.76	61.15	2:03.52	5	63.33 26.46
5	35		Mark BRETT	Ballamy-Ford (LMB) V8	6	13:18.45	54.63	58.78	2:06.99	5	61.60 36.51
6	57		Simon BLAKENEY-EDWARDS	Frazer Nash Super Sports	6	13:20.12	56.30	58.66	2:10.43	5	59.98 17.54
7	45		Richard LAKE	Aston Martin 15/98 Speed	6	13:20.63	56.81	58.62	2:09.38	5	60.46 24.35
8	41		Philip CHAMPION	Frazer Nash Super Sports	6	13:21.69	57.87	58.55	2:09.58	5	60.37 24.21
9	56		Paul WAINE	Frazer Nash TT Replica	6	13:33.23	1:09.41	57.72	2:10.90	5	59.76 27.83
10	50		John GUYATT	Talbot Lago T150C	6	13:44.29	1:20.47	56.94	2:14.84	3	58.02 15.25
11	54		Winston TEAGUE	Frazer Nash Falcon	6	13:45.46	1:21.64	56.86	2:12.46	4	59.06 30.70
12	86		Alex PEACOP	MG M Type	6	14:25.92	2:02.10	54.20	2:21.74	6	55.19 15.48
13	92		John COLLINS	Riley 9 Brooklands	6	14:41.94	2:18.12	53.22	2:23.11	6	54.66 23.28
14	76		Mark DOLTON	MG PB	5	12:24.79	1 Lap	52.52	2:25.13	4	53.90 19.14
15	72		Duncan POTTER	MG C Type	5	12:36.37	1 Lap	51.71	2:21.75	4	55.19 47.62
16	103		Phillip TILLYARD	Frazer Nash TT Replica	5	13:19.49	1 Lap	48.92	2:37.36	5	49.71 12.69 *
17	102		Chris CADMAN	MG Montlhery Midget	5	13:50.84	1 Lap	47.08	2:41.05	4	48.57 25.59

### AWARDS

#### Race Winner, Winner of the Geoghegan Trophy & 1<sup>st</sup> Un-supercharged Car 1101-1500cc

193	M	Charles GILLETT	Frazer Nash Super Sports	
2 <sup>nd</sup>	M	William MAHANY	HRG Le Mans Model	(& 1 <sup>st</sup> Un-supercharged Car up to 1100cc)
3 <sup>rd</sup>	M	Andrew MITCHELL	HRG 1 ½ Litre	

#### Other Capacity Class Winners

45	Richard LAKE	Aston Martin 15/98 Speed	(1 <sup>st</sup> Un-supercharged Car 1501-2000cc)
35	Mark BRETT	Ballamy-Ford (LMB) V8	(1 <sup>st</sup> Un-supercharged Car over 3000cc & 1 <sup>st</sup> VSCC 'Standard' Car)

#### Other VSCC 'Standard' Cars

2 <sup>nd</sup>	92	John COLLINS	Riley 9 Brooklands
3 <sup>rd</sup>	72	Duncan POTTER	MG C Type


#### First on Handicap

103	Phillip TILLYARD	Frazer Nash TT Replica
-----	------------------	------------------------






# RACE GRID



## STANDARD & MODIFELD PRE-WAR SPORTS CARS (VSCC SET 3)

### RACE 7

ROW 10		
ROW 9	<b>102</b> 02:52.010 Chris CADMAN	<b>103</b> 02:45.360 Phillip TILLYARD
ROW 8	<b>72</b> 02:41.540 Duncan POTTER	<b>92</b> 02:39.860 John COLLINS
ROW 7	<b>76</b> 02:38.590 Mark DOLTON	<b>197</b> 02:31.170 Marcus BLACK
ROW 6	<b>86</b> 02:30.620 Alex PEACOP	<b>54</b> 02:30.130 Winston TEAGUE
ROW 5	<b>35</b> 02:29.680 Mark BRETT	<b>45</b> 02:29.360 Richard LAKE
ROW 4	<b>50</b> 02:29.330 John GUYATT	<b>57</b> 02:24.040 Simon BLAKENEY-EDWA
ROW 3	<b>41</b> 02:23.030 Philip CHAMPION	<b>111</b> 02:20.140 Michael GRANT PETERKI
ROW 2	<b>56</b> 02:19.440 Paul WAINE	<b>21</b> 02:18.390 Andrew MITCHELL
ROW 1	<b>22</b> 02:17.320 William MAHANY	<b>193</b> 02:14.500 Charles GILLETT
<b>POLE</b>		





# STANDARD & MODIFELD PRE-WAR SPORTS CARS (VSCC SET 3)

## LAP TIMES - RACE 7

<b>21</b>	<b>Andrew MITCHELL</b>										
	<b>Lap</b>	<b>1</b>	<b>2</b>	<b>3</b>	<b>4</b>	<b>5</b>	<b>6</b>	<b>7</b>	<b>8</b>	<b>9</b>	<b>10</b>
	1	2:15.36	2:10.22	2:06.07	2:04.21	2:04.43	2:05.82				
<b>22</b>	<b>William MAHANY</b>										
	<b>Lap</b>	<b>1</b>	<b>2</b>	<b>3</b>	<b>4</b>	<b>5</b>	<b>6</b>	<b>7</b>	<b>8</b>	<b>9</b>	<b>10</b>
	1	2:11.96	2:04.70	2:03.19	2:02.17	2:01.73	2:05.18				
<b>35</b>	<b>Mark BRETT</b>										
	<b>Lap</b>	<b>1</b>	<b>2</b>	<b>3</b>	<b>4</b>	<b>5</b>	<b>6</b>	<b>7</b>	<b>8</b>	<b>9</b>	<b>10</b>
	1	2:21.57	2:14.60	2:11.42	2:10.44	2:06.99	2:13.43				
<b>41</b>	<b>Philip CHAMPION</b>										
	<b>Lap</b>	<b>1</b>	<b>2</b>	<b>3</b>	<b>4</b>	<b>5</b>	<b>6</b>	<b>7</b>	<b>8</b>	<b>9</b>	<b>10</b>
	1	2:24.48	2:14.45	2:11.67	2:10.29	2:09.58	2:11.22				
<b>45</b>	<b>Richard LAKE</b>										
	<b>Lap</b>	<b>1</b>	<b>2</b>	<b>3</b>	<b>4</b>	<b>5</b>	<b>6</b>	<b>7</b>	<b>8</b>	<b>9</b>	<b>10</b>
	1	2:23.13	2:15.05	2:11.89	2:10.12	2:09.38	2:11.06				
<b>50</b>	<b>John GUYATT</b>										
	<b>Lap</b>	<b>1</b>	<b>2</b>	<b>3</b>	<b>4</b>	<b>5</b>	<b>6</b>	<b>7</b>	<b>8</b>	<b>9</b>	<b>10</b>
	1	2:26.92	2:16.04	2:14.84	2:15.10	2:15.27	2:16.12				
<b>54</b>	<b>Winston TEAGUE</b>										
	<b>Lap</b>	<b>1</b>	<b>2</b>	<b>3</b>	<b>4</b>	<b>5</b>	<b>6</b>	<b>7</b>	<b>8</b>	<b>9</b>	<b>10</b>
	1	2:31.45	2:17.96	2:14.06	2:12.46	2:13.19	2:16.34				
<b>56</b>	<b>Paul WAINE</b>										
	<b>Lap</b>	<b>1</b>	<b>2</b>	<b>3</b>	<b>4</b>	<b>5</b>	<b>6</b>	<b>7</b>	<b>8</b>	<b>9</b>	<b>10</b>
	1	2:27.42	2:16.75	2:14.42	2:11.15	2:10.90	2:12.59				
<b>57</b>	<b>Simon BLAKENEY-EDWARDS</b>										
	<b>Lap</b>	<b>1</b>	<b>2</b>	<b>3</b>	<b>4</b>	<b>5</b>	<b>6</b>	<b>7</b>	<b>8</b>	<b>9</b>	<b>10</b>
	1	2:20.36	2:14.60	2:11.63	2:11.56	2:10.43	2:11.54				
<b>72</b>	<b>Duncan POTTER</b>										
	<b>Lap</b>	<b>1</b>	<b>2</b>	<b>3</b>	<b>4</b>	<b>5</b>	<b>6</b>	<b>7</b>	<b>8</b>	<b>9</b>	<b>10</b>
	1	2:45.03	2:28.97	2:23.88	2:21.75	2:36.74					
<b>76</b>	<b>Mark DOLTON</b>										
	<b>Lap</b>	<b>1</b>	<b>2</b>	<b>3</b>	<b>4</b>	<b>5</b>	<b>6</b>	<b>7</b>	<b>8</b>	<b>9</b>	<b>10</b>
	1	2:37.04	2:28.90	2:27.62	2:25.13	2:26.10					
<b>86</b>	<b>Alex PEACOP</b>										
	<b>Lap</b>	<b>1</b>	<b>2</b>	<b>3</b>	<b>4</b>	<b>5</b>	<b>6</b>	<b>7</b>	<b>8</b>	<b>9</b>	<b>10</b>
	1	2:30.50	2:22.96	2:23.51	2:23.84	2:23.37	2:21.74				
<b>92</b>	<b>John COLLINS</b>										
	<b>Lap</b>	<b>1</b>	<b>2</b>	<b>3</b>	<b>4</b>	<b>5</b>	<b>6</b>	<b>7</b>	<b>8</b>	<b>9</b>	<b>10</b>
	1	2:38.30	2:28.09	2:24.29	2:24.38	2:23.77	2:23.11				

---

**102 Chris CADMAN**

Lap	1	2	3	4	5	6	7	8	9	10
1	2:56.03	2:44.24	2:45.38	2:41.05	2:44.14					

---

**103 Phillip TILLYARD**

Lap	1	2	3	4	5	6	7	8	9	10
1	2:44.50	2:38.05	2:40.14	2:39.44	2:37.36					

---

**111 Michael GRANT PETERKIN**

Lap	1	2	3	4	5	6	7	8	9	10
1	2:17.21	2:09.59	2:05.88	2:04.29	2:03.52	2:07.09				

---

**193 Charles GILLETT**

Lap	1	2	3	4	5	6	7	8	9	10
1	2:10.95	2:03.89	2:02.72	2:01.58	2:00.25	2:04.43				

# Lap Chart

## STANDARD & MODIFELD PRE-WAR SPORTS CARS (VSCC SET 3) - RACE 7

Lap 1		Lap 2		Lap 3		Lap 4		Lap 5		Lap 6		Lap 7		Lap 8		Lap 9		Lap 10	
No	Time	No	Time	No	Time	No	Time	No	Time	No	Time	No	Time	No	Time	No	Time	No	Time
193	2:10.95	193	4:14.84	193	6:17.56	193	8:19.14	193	10:19.39	193	12:23.82								
22	2:11.96	22	4:16.66	22	6:19.85	22	8:22.02	22	10:23.75	76	12:24.79 *1								
21	2:15.36	21	4:25.58	21	6:31.65	102	8:25.65 *1	21	10:40.29	22	12:28.93								
111	2:17.21	111	4:26.80	111	6:32.68	21	8:35.86	111	10:40.49	72	12:36.37 *1								
57	2:20.36	57	4:34.96	57	6:46.59	111	8:36.97	103	10:42.13 *1	21	12:46.11								
35	2:21.57	35	4:36.17	35	6:47.59	35	8:58.03	35	11:05.02	111	12:47.58								
45	2:23.13	45	4:38.18	45	6:50.07	57	8:58.15	102	11:06.70 *1	35	13:18.45								
41	2:24.48	41	4:38.93	41	6:50.60	45	9:00.19	57	11:08.58	103	13:19.49 *1								
50	2:26.92	50	4:42.96	50	6:57.80	41	9:00.89	45	11:09.57	57	13:20.12								
56	2:27.42	56	4:44.17	56	6:58.59	56	9:09.74	41	11:10.47	45	13:20.63								
86	2:30.50	54	4:49.41	54	7:03.47	50	9:12.90	56	11:20.64	41	13:21.69								
54	2:31.45	86	4:53.46	86	7:16.97	54	9:15.93	50	11:28.17	56	13:33.23								
76	2:37.04	76	5:05.94	92	7:30.68	86	9:40.81	54	11:29.12	50	13:44.29								
92	2:38.30	92	5:06.39	76	7:33.56	92	9:55.06	86	12:04.18	54	13:45.46								
103	2:44.50	72	5:14.00	72	7:37.88	76	9:58.69	92	12:18.83	102	13:50.84 *1								
72	2:45.03	103	5:22.55	103	8:02.69	72	9:59.63			86	14:25.92								
102	2:56.03	102	5:40.27							92	14:41.94								



# The Vintage Sports-Car Club

## RACE 8 – RACE FOR F3 (500) RACING CARS

### RESULT

Pl	No	Cl	Name	Car	Laps	Time	Behind	MPH	Best Lap on	MPH	Handicap
1	27	P3	George SHACKLETON	Cooper MK 11	6	12:10.75		64.23	1:59.49	3	65.47
2	6	P3	Darrell WOODS	Cooper MK 12	6	12:23.36	12.61	63.14	1:59.68	6	65.36
3	16	Inv	Simon BROWN	Cooper MK 4	6	12:23.66	12.91	63.12	2:00.08	5	65.15
4	59	P2	David KINGSLAND	Staride MK 3	6	12:24.43	13.68	63.05	1:59.90	6	65.24 25.03
5	90	P3	Ian PHILLIPS	Cooper MK 10	6	12:52.30	41.55	60.78	2:05.50	6	62.33 19.30
6	15	P3	Mark RILEY	Cooper MK 9	6	12:52.82	42.07	60.73	2:05.63	6	62.27 19.04
7	91	P2	Rodney DELVES	Kieft	6	13:29.49	1:18.74	57.98	2:12.28	5	59.14 15.81 *
8	51	P1	Alan CROFT	JP Mk 1	5	14:00.32	1 Lap	46.55	2:28.35	2	52.73 98.57

### AWARDS

#### Race Winner & 1<sup>st</sup> Class P3

	27	P3	George SHACKLETON	Cooper MK 11	
2 <sup>nd</sup>	6	P3	Darrell WOODS	Cooper MK 12	
3 <sup>rd</sup>	59	P2	David KINGSLAND	Staride MK 3	(& 1 <sup>st</sup> Class P2)

#### Other Capacity Class Winners

	51	P1	Alan CROFT	JP Mk 1	(1 <sup>st</sup> Class P1)
	16	Inv	Simon BROWN	Cooper MK 4	(1 <sup>st</sup> Invitation Class)

#### First on Handicap

	91	P2	Rodney DELVES	Kieft	
--	----	----	---------------	-------	--


# RACE GRID

## F3 (500) RACING CARS

### RACE 8

ROW 6	<b>91</b> 02:46.310 Rodney DELVES	<b>59</b> 02:41.990 David KINGSLAND
ROW 5	<b>51</b> 02:40.190 Alan CROFT	<b>36</b> 02:39.530 Kerry HORAN
ROW 4	<b>15</b> 02:38.060 Mark RILEY	<b>90</b> 02:29.180 Ian PHILLIPS
ROW 3	<b>16</b> 02:28.170 Simon BROWN	<b>6</b> 02:23.670 Darrell WOODS
ROW 2	<b>31</b> 02:23.300 Mike FOWLER	<b>27</b> 02:22.450 George SHACKLETON
ROW 1	<b>8</b> 02:22.050 Roy HUNT	<b>65</b> 02:19.870 Richard DE LA ROCHE

**POLE**



# F3 (500) RACING CARS

## LAP TIMES - RACE 8

---

<b>6</b>	<b>Darrell WOODS</b>										
	<b>Lap</b>	<b>1</b>	<b>2</b>	<b>3</b>	<b>4</b>	<b>5</b>	<b>6</b>	<b>7</b>	<b>8</b>	<b>9</b>	<b>10</b>
	1	2:13.37	2:04.48	2:02.55	2:02.11	2:01.17	1:59.68				

---

<b>15</b>	<b>Mark RILEY</b>										
	<b>Lap</b>	<b>1</b>	<b>2</b>	<b>3</b>	<b>4</b>	<b>5</b>	<b>6</b>	<b>7</b>	<b>8</b>	<b>9</b>	<b>10</b>
	1	2:15.92	2:07.79	2:07.60	2:07.45	2:08.43	2:05.63				

---

<b>16</b>	<b>Simon BROWN</b>										
	<b>Lap</b>	<b>1</b>	<b>2</b>	<b>3</b>	<b>4</b>	<b>5</b>	<b>6</b>	<b>7</b>	<b>8</b>	<b>9</b>	<b>10</b>
	1	2:13.03	2:04.73	2:03.55	2:01.68	2:00.08	2:00.59				

---

<b>27</b>	<b>George SHACKLETON</b>										
	<b>Lap</b>	<b>1</b>	<b>2</b>	<b>3</b>	<b>4</b>	<b>5</b>	<b>6</b>	<b>7</b>	<b>8</b>	<b>9</b>	<b>10</b>
	1	2:03.54	1:59.84	1:59.49	1:59.72	2:03.93	2:04.23				

---

<b>31</b>	<b>Mike FOWLER</b>										
	<b>Lap</b>	<b>1</b>	<b>2</b>	<b>3</b>	<b>4</b>	<b>5</b>	<b>6</b>	<b>7</b>	<b>8</b>	<b>9</b>	<b>10</b>
	1	2:07.66	2:01.96								

---

<b>51</b>	<b>Alan CROFT</b>										
	<b>Lap</b>	<b>1</b>	<b>2</b>	<b>3</b>	<b>4</b>	<b>5</b>	<b>6</b>	<b>7</b>	<b>8</b>	<b>9</b>	<b>10</b>
	1	2:32.69	2:28.35	2:46.98	3:05.03	3:07.27					

---

<b>59</b>	<b>David KINGSLAND</b>										
	<b>Lap</b>	<b>1</b>	<b>2</b>	<b>3</b>	<b>4</b>	<b>5</b>	<b>6</b>	<b>7</b>	<b>8</b>	<b>9</b>	<b>10</b>
	1	2:14.61	2:05.54	2:01.62	2:02.20	2:00.56	1:59.90				

---

<b>90</b>	<b>Ian PHILLIPS</b>										
	<b>Lap</b>	<b>1</b>	<b>2</b>	<b>3</b>	<b>4</b>	<b>5</b>	<b>6</b>	<b>7</b>	<b>8</b>	<b>9</b>	<b>10</b>
	1	2:14.09	2:07.61	2:08.96	2:07.44	2:08.70	2:05.50				

---

<b>91</b>	<b>Rodney DELVES</b>										
	<b>Lap</b>	<b>1</b>	<b>2</b>	<b>3</b>	<b>4</b>	<b>5</b>	<b>6</b>	<b>7</b>	<b>8</b>	<b>9</b>	<b>10</b>
	1	2:20.43	2:14.74	2:14.54	2:13.96	2:12.28	2:13.54				

---

# Lap Chart

## F3 (500) RACING CARS - RACE 8

Lap 1		Lap 2		Lap 3		Lap 4		Lap 5		Lap 6		Lap 7		Lap 8		Lap 9		Lap 10	
No	Time	No	Time	No	Time	No	Time	No	Time	No	Time	No	Time	No	Time	No	Time	No	Time
27	2:03.54	27	4:03.38	27	6:02.87	27	8:02.59	27	10:06.52	27	12:10.75								
31	2:07.66	31	4:09.62	6	6:20.40	6	8:22.51	16	10:23.07	6	12:23.36								
16	2:13.03	16	4:17.76	16	6:21.31	16	8:22.99	6	10:23.68	16	12:23.66								
6	2:13.37	6	4:17.85	59	6:21.77	59	8:23.97	59	10:24.53	59	12:24.43								
90	2:14.09	59	4:20.15	90	6:30.66	90	8:38.10	90	10:46.80	90	12:52.30								
59	2:14.61	90	4:21.70	15	6:31.31	15	8:38.76	15	10:47.19	15	12:52.82								
15	2:15.92	15	4:23.71	91	6:49.71	91	9:03.67	51	10:53.05 *1	91	13:29.49								
91	2:20.43	91	4:35.17	51	7:48.02			91	11:15.95	51	14:00.32 *1								
51	2:32.69	51	5:01.04																



## The Vintage Sports-Car Club

### RACE 9 – JOHN HOLLAND TROPHY RACE FOR VINTAGE RACING CARS (VSCC SET 1)

#### RESULT

Pl	No	Cl	Name	Car	Laps	Time	Behind	MPH	Best Lap on	MPH	Handicap
1	193		Charles GILLETT	Frazer Nash Super Sports	8	15:27.87		67.45	1:53.74	8	68.78
2	11		Robert CARR	AC/GN Special	8	15:44.14	16.27	66.29	1:55.43	2	67.77
3	10		Sue DARBYSHIRE	Morgan Super Aero	8	15:57.89	30.02	65.33	1:58.14	7	66.22
4	105		James BAXTER	GN/AC Rabelro	8	15:59.20	31.33	65.24	1:58.14	7	66.22 14.08
5	14		Chris HUDSON	Bugatti T35B	8	16:37.75	1:09.88	62.72	2:00.45	5	64.95 34.15
6	40		Steven PRYKE	Frazer Nash Slug	7	15:34.68	1 Lap	58.59	2:11.11	3	59.67 16.91*

#### AWARDS

##### Race Winner, Winner of the John Holland Trophy & 1<sup>st</sup> Car 1101-1500cc

193	Charles GILLETT	Frazer Nash Super Sports
2 <sup>nd</sup>	11 Robert CARR	AC/GN Special
3 <sup>rd</sup>	10 Sue DARBYSHIRE	Morgan Super Aero


##### First VSCC 'Standard' Car

105	James BAXTER	GN/AC Rabelro
-----	--------------	---------------


##### First on Handicap

40	Steven PRYKE	Frazer Nash Slug
----	--------------	------------------





# RACE GRID




## VINTAGE RACING CARS (VSCC SET 1)

### RACE 9

ROW 6		
ROW 5		<b>96</b> 02:33.530 Nick HAYWARD-COOK
ROW 4	<b>14</b> 02:24.900 Chris HUDSON	<b>40</b> 02:24.750 Steven PRYKE
ROW 3	<b>11</b> 02:17.250 Robert CARR	<b>105</b> 02:17.070 James BAXTER
ROW 2	<b>33</b> 02:15.830 Gary CAROLINE	<b>193</b> 02:14.500 Charles GILLETT
ROW 1	<b>10</b> 02:13.690 Sue DARBYSHIRE	<b>18</b> 02:09.870 Duncan WOOD

**POLE**



# VINTAGE RACING CARS (VSCC SET 1)

## LAP TIMES - RACE 9

---

<b>10</b>	<b>Sue DARBYSHIRE</b>										
	<b>Lap</b>	<b>1</b>	<b>2</b>	<b>3</b>	<b>4</b>	<b>5</b>	<b>6</b>	<b>7</b>	<b>8</b>	<b>9</b>	<b>10</b>
	1	2:06.56	1:58.74	1:59.33	1:59.58	1:59.14	1:58.17	1:58.14	1:58.23		

---

<b>11</b>	<b>Robert CARR</b>										
	<b>Lap</b>	<b>1</b>	<b>2</b>	<b>3</b>	<b>4</b>	<b>5</b>	<b>6</b>	<b>7</b>	<b>8</b>	<b>9</b>	<b>10</b>
	1	2:04.02	1:55.43	1:55.48	1:56.11	1:57.30	1:57.47	1:59.35	1:58.98		

---

<b>14</b>	<b>Chris HUDSON</b>										
	<b>Lap</b>	<b>1</b>	<b>2</b>	<b>3</b>	<b>4</b>	<b>5</b>	<b>6</b>	<b>7</b>	<b>8</b>	<b>9</b>	<b>10</b>
	1	2:12.86	2:02.18	2:03.18	2:02.45	2:00.45	2:05.24	2:06.72	2:04.67		

---

<b>18</b>	<b>Duncan WOOD</b>										
	<b>Lap</b>	<b>1</b>	<b>2</b>	<b>3</b>	<b>4</b>	<b>5</b>	<b>6</b>	<b>7</b>	<b>8</b>	<b>9</b>	<b>10</b>
	1	2:07.58	1:58.06	1:59.22	1:59.66	1:59.15					

---

<b>33</b>	<b>Gary CAROLINE</b>										
	<b>Lap</b>	<b>1</b>	<b>2</b>	<b>3</b>	<b>4</b>	<b>5</b>	<b>6</b>	<b>7</b>	<b>8</b>	<b>9</b>	<b>10</b>
	1	2:10.03	2:02.47	2:04.29	2:03.10						

---

<b>40</b>	<b>Steven PRYKE</b>										
	<b>Lap</b>	<b>1</b>	<b>2</b>	<b>3</b>	<b>4</b>	<b>5</b>	<b>6</b>	<b>7</b>	<b>8</b>	<b>9</b>	<b>10</b>
	1	2:19.38	2:13.50	2:11.11	2:12.53	2:11.91	2:12.42	2:13.83			

---

<b>105</b>	<b>James BAXTER</b>										
	<b>Lap</b>	<b>1</b>	<b>2</b>	<b>3</b>	<b>4</b>	<b>5</b>	<b>6</b>	<b>7</b>	<b>8</b>	<b>9</b>	<b>10</b>
	1	2:07.31	1:59.49	1:59.74	1:58.74	1:58.79	1:58.16	1:58.14	1:58.83		

---

<b>193</b>	<b>Charles GILLETT</b>										
	<b>Lap</b>	<b>1</b>	<b>2</b>	<b>3</b>	<b>4</b>	<b>5</b>	<b>6</b>	<b>7</b>	<b>8</b>	<b>9</b>	<b>10</b>
	1	2:01.45	1:56.07	1:55.13	1:56.01	1:55.43	1:55.44	1:54.60	1:53.74		

---

# Lap Chart

## VINTAGE RACING CARS (VSCC SET 1) - RACE 9

Lap 1		Lap 2		Lap 3		Lap 4		Lap 5		Lap 6		Lap 7		Lap 8		Lap 9		Lap 10	
No	Time	No	Time	No	Time	No	Time	No	Time	No	Time	No	Time	No	Time	No	Time	No	Time
193	2:01.45	193	3:57.52	193	5:52.65	193	7:48.66	193	9:44.09	193	11:39.53	193	13:34.13	193	15:27.87				
11	2:04.02	11	3:59.45	11	5:54.93	11	7:51.04	11	9:48.34	11	11:45.81	11	13:45.16	40	15:34.68	*1			
10	2:06.56	10	4:05.30	10	6:04.63	10	8:04.21	10	10:03.35	10	12:01.52	10	13:59.66	11	15:44.14				
105	2:07.31	18	4:05.64	18	6:04.86	18	8:04.52	18	10:03.67	105	12:02.23	105	14:00.37	10	15:57.89				
18	2:07.58	105	4:06.80	105	6:06.54	105	8:05.28	105	10:04.07	14	12:26.36	14	14:33.08	105	15:59.20				
33	2:10.03	33	4:12.50	33	6:16.79	33	8:19.89	14	10:21.12	40	13:20.85			14	16:37.75				
14	2:12.86	14	4:15.04	14	6:18.22	14	8:20.67	40	11:08.43										
40	2:19.38	40	4:32.88	40	6:43.99	40	8:56.52												



## The Vintage Sports-Car Club

### RACE 10 – HANDICAP RACE FOR PRE-WAR CARS (VSCC SET 6)

#### RESULT

Pl	No	Cl	Name	Car	Laps	Time	Behind	MPH	Best Lap on	MPH
1	84		Roland WOODTLI	Riley 15/6 Special	5	12:31.03		52.08	2:27.66	3 52.98
2	74		Philip BEWLEY	Bugatti T35	5	12:49.55	18.52	54.74	2:18.64	3 56.43
3	77		Michael NEW	Riley 12/4	5	12:54.77	23.74	54.34	2:19.59	5 56.04
4	29		Richard ILIFFE	Riley Kestrel 12/4 Special	5	12:56.72	25.69	59.11	2:08.05	2 61.09
5	95		Dennis JOHNSON	Frazer Nash Colmore	5	13:00.91	29.88	52.09	2:26.28	5 53.48
6	62		Simon FROST	Austin 7 Special	5	13:01.46	30.43	55.76	2:17.13	5 57.05
7	63		Paul WESTON	Frazer Nash TT Replica	5	13:06.21	35.18	53.86	2:21.74	2 55.19
8	68		David SAXL	Riley 12/4 Special	5	13:08.26	37.23	53.34	2:24.27	5 54.22
9	72		Duncan POTTER	MG C Type	5	13:21.73	50.70	52.73	2:23.23	5 54.62
10	81		Ian FYFE	Alvis 12/70 Special	5	13:22.47	51.44	48.74	2:36.87	2 49.87
11	71		David ASPLIN	Austin 7 Ulster Replica	5	13:29.07	58.04	50.21	2:31.56	3 51.62
12	78		Noel RUNNELS-MOSS	Vauxhall 30-98 Velox	5	13:31.37	1:00.34	51.04	2:30.25	4 52.07
13	94		Hugh BIRLEY	Austin 7 Ulster	5	13:32.20	1:01.17	51.66	2:26.65	4 53.34
14	75		Jamie QUARTERMAINE	Vauxhall Quartermaine	5	13:35.14	1:04.11	50.79	2:28.89	5 52.54
15	83		David SPENCE	Austin 7 Special	5	14:06.84	1:35.81	46.19	2:45.41	4 47.29

#### AWARDS

##### Race Winner

	84		Roland WOODTLI	Riley 15/6 Special	5	12:31.03		52.08	2:27.66	3 52.98
2 <sup>nd</sup>	74		Philip BEWLEY	Bugatti T35	5	12:49.55	18.52	54.74	2:18.64	3 56.43
3 <sup>rd</sup>	77		Michael NEW	Riley 12/4	5	12:54.77	23.74	54.34	2:19.59	5 56.04
4 <sup>th</sup>	29		Richard ILIFFE	Riley Kestrel 12/4 Special	5	12:56.72	25.69	59.11	2:08.05	2 61.09

# HANDICAP RACE FOR PRE-WAR CARS (VSCC SET 6)

## LAP TIMES - RACE 10

<b>29</b>	<b>Richard ILIFFE</b>										
	<b>Lap</b>	<b>1</b>	<b>2</b>	<b>3</b>	<b>4</b>	<b>5</b>	<b>6</b>	<b>7</b>	<b>8</b>	<b>9</b>	<b>10</b>
	1	4:12.94	2:08.05	2:11.46	2:12.12	2:12.15					
<b>62</b>	<b>Simon FROST</b>										
	<b>Lap</b>	<b>1</b>	<b>2</b>	<b>3</b>	<b>4</b>	<b>5</b>	<b>6</b>	<b>7</b>	<b>8</b>	<b>9</b>	<b>10</b>
	1	3:44.97	2:17.69	2:19.84	2:21.83	2:17.13					
<b>63</b>	<b>Paul WESTON</b>										
	<b>Lap</b>	<b>1</b>	<b>2</b>	<b>3</b>	<b>4</b>	<b>5</b>	<b>6</b>	<b>7</b>	<b>8</b>	<b>9</b>	<b>10</b>
	1	3:33.31	2:21.74	2:23.43	2:25.32	2:22.41					
<b>68</b>	<b>David SAXL</b>										
	<b>Lap</b>	<b>1</b>	<b>2</b>	<b>3</b>	<b>4</b>	<b>5</b>	<b>6</b>	<b>7</b>	<b>8</b>	<b>9</b>	<b>10</b>
	1	3:28.07	2:25.15	2:26.40	2:24.37	2:24.27					
<b>71</b>	<b>David ASPLIN</b>										
	<b>Lap</b>	<b>1</b>	<b>2</b>	<b>3</b>	<b>4</b>	<b>5</b>	<b>6</b>	<b>7</b>	<b>8</b>	<b>9</b>	<b>10</b>
	1	3:12.17	2:32.48	2:31.56	2:34.57	2:38.29					
<b>72</b>	<b>Duncan POTTER</b>										
	<b>Lap</b>	<b>1</b>	<b>2</b>	<b>3</b>	<b>4</b>	<b>5</b>	<b>6</b>	<b>7</b>	<b>8</b>	<b>9</b>	<b>10</b>
	1	3:35.53	2:25.69	2:33.58	2:23.70	2:23.23					
<b>74</b>	<b>Philip BEWLEY</b>										
	<b>Lap</b>	<b>1</b>	<b>2</b>	<b>3</b>	<b>4</b>	<b>5</b>	<b>6</b>	<b>7</b>	<b>8</b>	<b>9</b>	<b>10</b>
	1	3:28.75	2:24.29	2:18.64	2:19.14	2:18.73					
<b>75</b>	<b>Jamie QUARTERMAINE</b>										
	<b>Lap</b>	<b>1</b>	<b>2</b>	<b>3</b>	<b>4</b>	<b>5</b>	<b>6</b>	<b>7</b>	<b>8</b>	<b>9</b>	<b>10</b>
	1	3:24.71	2:36.32	2:34.48	2:30.74	2:28.89					
<b>77</b>	<b>Michael NEW</b>										
	<b>Lap</b>	<b>1</b>	<b>2</b>	<b>3</b>	<b>4</b>	<b>5</b>	<b>6</b>	<b>7</b>	<b>8</b>	<b>9</b>	<b>10</b>
	1	3:25.06	2:24.13	2:21.21	2:24.78	2:19.59					
<b>78</b>	<b>Noel RUNNELS-MOSS</b>										
	<b>Lap</b>	<b>1</b>	<b>2</b>	<b>3</b>	<b>4</b>	<b>5</b>	<b>6</b>	<b>7</b>	<b>8</b>	<b>9</b>	<b>10</b>
	1	3:21.86	2:31.24	2:34.83	2:30.25	2:33.19					
<b>81</b>	<b>Ian FYFE</b>										
	<b>Lap</b>	<b>1</b>	<b>2</b>	<b>3</b>	<b>4</b>	<b>5</b>	<b>6</b>	<b>7</b>	<b>8</b>	<b>9</b>	<b>10</b>
	1	2:49.85	2:36.87	2:37.48	2:40.66	2:37.61					
<b>83</b>	<b>David SPENCE</b>										
	<b>Lap</b>	<b>1</b>	<b>2</b>	<b>3</b>	<b>4</b>	<b>5</b>	<b>6</b>	<b>7</b>	<b>8</b>	<b>9</b>	<b>10</b>
	1	2:57.49	2:47.03	2:51.04	2:45.41	2:45.87					
<b>84</b>	<b>Roland WOODTLI</b>										
	<b>Lap</b>	<b>1</b>	<b>2</b>	<b>3</b>	<b>4</b>	<b>5</b>	<b>6</b>	<b>7</b>	<b>8</b>	<b>9</b>	<b>10</b>
	1	2:38.18	2:28.88	2:27.66	2:28.29	2:28.02					

---

<b>94</b>	<b>Hugh BIRLEY</b>										
	<b>Lap</b>	<b>1</b>	<b>2</b>	<b>3</b>	<b>4</b>	<b>5</b>	<b>6</b>	<b>7</b>	<b>8</b>	<b>9</b>	<b>10</b>
	1	3:35.83	2:27.01	2:29.97	2:26.65	2:32.74					

---

<b>95</b>	<b>Dennis JOHNSON</b>										
	<b>Lap</b>	<b>1</b>	<b>2</b>	<b>3</b>	<b>4</b>	<b>5</b>	<b>6</b>	<b>7</b>	<b>8</b>	<b>9</b>	<b>10</b>
	1	3:06.40	2:31.67	2:29.28	2:27.28	2:26.28					

---

<b>98</b>	<b>David SEBER</b>										
	<b>Lap</b>	<b>1</b>	<b>2</b>	<b>3</b>	<b>4</b>	<b>5</b>	<b>6</b>	<b>7</b>	<b>8</b>	<b>9</b>	<b>10</b>
	1	4:19.19									

# Lap Chart

## HANDICAP RACE FOR PRE-WAR CARS (VSCC SET 6) - RACE 10

Lap 1		Lap 2		Lap 3		Lap 4		Lap 5		Lap 6		Lap 7		Lap 8		Lap 9		Lap 10	
No	Time	No	Time	No	Time	No	Time	No	Time	No	Time	No	Time	No	Time	No	Time	No	Time
84	2:38.18	84	5:07.06	84	7:34.72	84	10:03.01	84	12:31.03										
81	2:49.85	81	5:26.72	81	8:04.20	74	10:30.82	74	12:49.55										
83	2:57.49	95	5:38.07	95	8:07.35	95	10:34.63	77	12:54.77										
95	3:06.40	83	5:44.52	77	8:10.40	77	10:35.18	29	12:56.72										
71	3:12.17	71	5:44.65	74	8:11.68	63	10:43.80	95	13:00.91										
78	3:21.86	77	5:49.19	71	8:16.21	68	10:43.99	62	13:01.46										
75	3:24.71	74	5:53.04	63	8:18.48	62	10:44.33	63	13:06.21										
77	3:25.06	78	5:53.10	68	8:19.62	29	10:44.57	68	13:08.26										
68	3:28.07	68	5:53.22	62	8:22.50	81	10:44.86	72	13:21.73										
74	3:28.75	63	5:55.05	78	8:27.93	71	10:50.78	81	13:22.47										
63	3:33.31	75	6:01.03	29	8:32.45	78	10:58.18	71	13:29.07										
72	3:35.53	72	6:01.22	94	8:32.81	72	10:58.50	78	13:31.37										
94	3:35.83	62	6:02.66	72	8:34.80	94	10:59.46	94	13:32.20										
62	3:44.97	94	6:02.84	75	8:35.51	75	11:06.25	75	13:35.14										
29	4:12.94	29	6:20.99	83	8:35.56	83	11:20.97	83	14:06.84										
98	4:19.19																		



# The Vintage Sports-Car Club

## RACE 11 – SCRATCH RACE FOR PRE-WAR CARS (VSCC SET 5)

### RESULT

Pl	No	Cl	Name	Car	Laps	Time	Behind	MPH	Best Lap on	MPH	Handicap
1	24	B	Eddie GIBBS	Frazer Nash S/S Racer	5	9:57.67		65.44	1:57.71	4	66.46
2	5	B	Pete CANDY	Riley Super Rat	5	10:05.77	8.10	64.57	1:58.76	5	65.87
3	106	D	Julian GRIMWADE	Frazer Nash Norris Special	5	10:06.25	8.58	64.52	1:58.62	5	65.95
4	19	C	Tim GREENHILL	Wolseley Hornet Special	5	10:06.86	9.19	64.45	1:58.52	5	66.00 14.26
5	22	A	William MAHANY	HRG Le Mans Model	5	10:10.72	13.05	64.05	1:59.12	3	65.67 15.12
6	21	B	Andrew MITCHELL	HRG 1½ Litre	5	10:28.81	31.14	62.20	2:03.55	4	63.32 11.06 *
7	30	B	Simon STOKES	Riley Treen	5	10:35.76	38.09	61.52	2:03.62	4	63.28 17.66
8	32	B	Charlie MARTIN	Morgan Special	5	10:36.30	38.63	61.47	2:01.70	4	64.28 27.80
9	110	A	Geoff TOMS	Fiat 508S	5	11:34.08	1:36.41	56.35	2:13.25	5	58.71 27.83
10	52	A	Matt JOHNSTON	Austin/MG LA Special	5	11:34.13	1:36.46	56.35	2:15.31	5	57.81 17.58
11	86	A	Alex PEACOP	MG M Type	5	11:35.89	1:38.22	56.21	2:13.93	5	58.41 26.24
12	55	B	David DANIELS	Riley Grebe Replica	5	11:36.64	1:38.97	56.15	2:13.34	5	58.67 29.94

### AWARDS

#### Race Winner & 1<sup>st</sup> Class B

24	B	Eddie GIBBS	Frazer Nash S/S Racer	
2 <sup>nd</sup>	5	B Pete CANDY	Riley Super Rat	
3 <sup>rd</sup>	106	D Julian GRIMWADE	Frazer Nash Norris Special	(& 1 <sup>st</sup> Class D)

#### Other Capacity Class Winners

22	A	William MAHANY	HRG Le Mans Model	(1 <sup>st</sup> Class A)
19	C	Tim GREENHILL	Wolseley Hornet Special	(1 <sup>st</sup> Class C)

#### First on Handicap

21	B	Andrew MITCHELL	HRG 1½ Litre	
----	---	-----------------	--------------	--



# RACE GRID

## SCRATCH RACE FOR PRE-WAR CARS (VSCC SET 5)

### RACE 11

ROW 10		
ROW 9	<b>19</b> 02:43.710 Tim GREENHILL	<b>55</b> 02:42.380 David DANIELS
ROW 8	<b>52</b> 02:40.780 Matt JOHNSTON	<b>110</b> 02:36.380 Geoff TOMS
ROW 7	<b>198</b> 02:35.860 Tony SEBER	<b>86</b> 02:30.620 Alex PEACOP
ROW 6	<b>30</b> 02:30.100 Simon STOKES	<b>106</b> 02:27.990 Julian GRIMWADE
ROW 5	<b>61</b> 02:27.690 Adam SMITH	<b>29</b> 02:27.290 Richard ILIFFE
ROW 4	<b>46</b> 02:24.670 David WYLIE	<b>39</b> 02:22.700 Andrew KELLOCK
ROW 3	<b>32</b> 02:22.000 Charlie MARTIN	<b>21</b> 02:18.390 Andrew MITCHELL
ROW 2	<b>5</b> 02:17.970 Pete CANDY	<b>22</b> 02:17.320 William MAHANY
ROW 1	<b>24</b> 02:15.790 Eddie GIBBS	<b>1</b> 02:09.670 Robert COBDEN

**POLE**

# SCRATCH RACE FOR PRE-WAR CARS (VSCC SET 5)

## LAP TIMES - RACE 11

<b>5</b>	<b>Pete CANDY</b>										
	<b>Lap</b>	<b>1</b>	<b>2</b>	<b>3</b>	<b>4</b>	<b>5</b>	<b>6</b>	<b>7</b>	<b>8</b>	<b>9</b>	<b>10</b>
	1	2:07.47	2:01.02	1:59.69	1:58.83	1:58.76					
<b>19</b>	<b>Tim GREENHILL</b>										
	<b>Lap</b>	<b>1</b>	<b>2</b>	<b>3</b>	<b>4</b>	<b>5</b>	<b>6</b>	<b>7</b>	<b>8</b>	<b>9</b>	<b>10</b>
	1	2:11.06	1:58.75	1:59.75	1:58.78	1:58.52					
<b>21</b>	<b>Andrew MITCHELL</b>										
	<b>Lap</b>	<b>1</b>	<b>2</b>	<b>3</b>	<b>4</b>	<b>5</b>	<b>6</b>	<b>7</b>	<b>8</b>	<b>9</b>	<b>10</b>
	1	2:11.20	2:05.48	2:03.84	2:03.55	2:04.74					
<b>22</b>	<b>William MAHANY</b>										
	<b>Lap</b>	<b>1</b>	<b>2</b>	<b>3</b>	<b>4</b>	<b>5</b>	<b>6</b>	<b>7</b>	<b>8</b>	<b>9</b>	<b>10</b>
	1	2:09.61	2:02.77	1:59.12	1:59.13	2:00.09					
<b>24</b>	<b>Eddie GIBBS</b>										
	<b>Lap</b>	<b>1</b>	<b>2</b>	<b>3</b>	<b>4</b>	<b>5</b>	<b>6</b>	<b>7</b>	<b>8</b>	<b>9</b>	<b>10</b>
	1	2:03.00	1:59.39	1:59.23	1:57.71	1:58.34					
<b>30</b>	<b>Simon STOKES</b>										
	<b>Lap</b>	<b>1</b>	<b>2</b>	<b>3</b>	<b>4</b>	<b>5</b>	<b>6</b>	<b>7</b>	<b>8</b>	<b>9</b>	<b>10</b>
	1	2:16.55	2:05.22	2:04.71	2:03.62	2:05.66					
<b>32</b>	<b>Charlie MARTIN</b>										
	<b>Lap</b>	<b>1</b>	<b>2</b>	<b>3</b>	<b>4</b>	<b>5</b>	<b>6</b>	<b>7</b>	<b>8</b>	<b>9</b>	<b>10</b>
	1	2:17.07	2:05.30	2:08.67	2:01.70	2:03.56					
<b>46</b>	<b>David WYLIE</b>										
	<b>Lap</b>	<b>1</b>	<b>2</b>	<b>3</b>	<b>4</b>	<b>5</b>	<b>6</b>	<b>7</b>	<b>8</b>	<b>9</b>	<b>10</b>
	1	2:22.04	2:12.46	2:11.80	2:11.03						
<b>52</b>	<b>Matt JOHNSTON</b>										
	<b>Lap</b>	<b>1</b>	<b>2</b>	<b>3</b>	<b>4</b>	<b>5</b>	<b>6</b>	<b>7</b>	<b>8</b>	<b>9</b>	<b>10</b>
	1	2:27.92	2:17.34	2:17.59	2:15.97	2:15.31					
<b>55</b>	<b>David DANIELS</b>										
	<b>Lap</b>	<b>1</b>	<b>2</b>	<b>3</b>	<b>4</b>	<b>5</b>	<b>6</b>	<b>7</b>	<b>8</b>	<b>9</b>	<b>10</b>
	1	2:33.48	2:17.67	2:15.35	2:16.80	2:13.34					
<b>86</b>	<b>Alex PEACOP</b>										
	<b>Lap</b>	<b>1</b>	<b>2</b>	<b>3</b>	<b>4</b>	<b>5</b>	<b>6</b>	<b>7</b>	<b>8</b>	<b>9</b>	<b>10</b>
	1	2:27.87	2:18.55	2:18.84	2:16.70	2:13.93					
<b>106</b>	<b>Julian GRIMWADE</b>										
	<b>Lap</b>	<b>1</b>	<b>2</b>	<b>3</b>	<b>4</b>	<b>5</b>	<b>6</b>	<b>7</b>	<b>8</b>	<b>9</b>	<b>10</b>
	1	2:08.25	2:01.14	1:59.37	1:58.87	1:58.62					
<b>110</b>	<b>Geoff TOMS</b>										
	<b>Lap</b>	<b>1</b>	<b>2</b>	<b>3</b>	<b>4</b>	<b>5</b>	<b>6</b>	<b>7</b>	<b>8</b>	<b>9</b>	<b>10</b>
	1	2:30.54	2:16.47	2:17.12	2:16.70	2:13.25					

---

**198 Tony SEBER**

<b>Lap</b>	<b>1</b>	<b>2</b>	<b>3</b>	<b>4</b>	<b>5</b>	<b>6</b>	<b>7</b>	<b>8</b>	<b>9</b>	<b>10</b>
1	2:21.79									

# Lap Chart

## SCRATCH RACE FOR PRE-WAR CARS (VSCC SET 5) - RACE 11

Lap 1		Lap 2		Lap 3		Lap 4		Lap 5		Lap 6		Lap 7		Lap 8		Lap 9		Lap 10	
No	Time	No	Time	No	Time	No	Time	No	Time	No	Time	No	Time	No	Time	No	Time	No	Time
24	2:03.00	24	4:02.39	24	6:01.62	24	7:59.33	24	9:57.67										
5	2:07.47	5	4:08.49	5	6:08.18	5	8:07.01	5	10:05.77										
106	2:08.25	106	4:09.39	106	6:08.76	106	8:07.63	106	10:06.25										
22	2:09.61	19	4:09.81	19	6:09.56	19	8:08.34	19	10:06.86										
19	2:11.06	22	4:12.38	22	6:11.50	22	8:10.63	22	10:10.72										
21	2:11.20	21	4:16.68	21	6:20.52	21	8:24.07	21	10:28.81										
30	2:16.55	30	4:21.77	30	6:26.48	30	8:30.10	30	10:35.76										
32	2:17.07	32	4:22.37	32	6:31.04	32	8:32.74	32	10:36.30										
198	2:21.79	46	4:34.50	46	6:46.30	46	8:57.33	110	11:34.08										
46	2:22.04	52	4:45.26	52	7:02.85	52	9:18.82	52	11:34.13										
86	2:27.87	86	4:46.42	110	7:04.13	110	9:20.83	86	11:35.89										
52	2:27.92	110	4:47.01	86	7:05.26	86	9:21.96	55	11:36.64										
110	2:30.54	55	4:51.15	55	7:06.50	55	9:23.30												
55	2:33.48																		